



FINA/ARENA Swimming World Cup 2011

DUBAI STOCKHOLM MOSCOW BERLIN SINGAPORE BEIJING TOKYO

15-16 October 2011

Event 1

15 OCT 2011 - 08:30

Women's 800m Freestyle
800m Nage Libre Femmes

Slowest Heat(s)
Série(s) lente(s)



Start List

Liste de départ

	Record	Splits			Name	NOC Code	Location	Date
WR	8:04.53	59.82	2:01.30	3:02.55	4:03.36	FILIPPI Alessia	ITA Rijeka (CRO)	12 DEC 2008
		5:04.40	6:05.02	7:05.51				
WC	8:04.61	58.39	1:59.49	3:00.62	4:02.01	FRIIS Lotte	DEN Berlin (GER)	14 NOV 2009
		5:03.19	6:04.12	7:04.99				

Heat 1 of 1

Event No. 1

Lane	Name	NOC	Year of Birth	Qualifying Time	Time	Rank
4	TSENG Rachel	SIN	1998	9:12.67		
5	CHAN Nur Marina	SIN	1997	9:13.48		

Timing & Data Handling by OMEGA





FINA/ARENA Swimming World Cup 2011

DUBAI STOCKHOLM MOSCOW BERLIN SINGAPORE BEIJING TOKYO

15-16 October 2011

Event 2
15 OCT 2011

Men's 100m Freestyle
100m Nage Libre Hommes

Heats
Séries



Start List

Liste de départ

	Record	Split	Name	NOC Code	Location	Date
WR	44.94	21.72	LEVEAUX Amaury	FRA	Rijeka (CRO)	13 DEC 2008
WC	45.46	21.64	ABOOD Matthew	AUS	Singapore (SIN)	21 NOV 2009

Heat 1 of 6

Event No. 2

Lane	Name	NOC	Year of Birth	Qualifying Time	Time	Rank
3	ALI Nassib	UAE	1994	57.00		
4	ANESTEN Arwid	CLB	1995	55.98		
5	TALEB Ben	ALG	1995	56.90		

Heat 2 of 6

Lane	Name	NOC	Year of Birth	Qualifying Time	Time	Rank
1	BERGGREN Alexander	CLB	1994	54.74		
2	YONG Jerryl	SIN	1996	54.01		
3	MÄRTENSSON Robin	CLB	1991	53.26		
4	ARVIDSSON Ossian	CLB	1992	52.95		
5	WIDÉN Johan	CLB	1986	53.04		
6	HILDESSON Johan	CLB	1992	53.28		
7	SCHÖN Svensson Adam	CLB	1991	54.25		
8	THORSTRAND Gustav	CLB	1994	55.74		

Heat 3 of 6

Lane	Name	NOC	Year of Birth	Qualifying Time	Time	Rank
1	NG Mattias	SIN	1993	52.75		
2	ANDERSSON Anton	SWE	1993	51.61		
3	MAGNUSSON Linus	CLB	1990	51.20		
4	DE Paula Giovane	BRA	1993	50.90		
5	HAGSTRÖM Marcus	CLB	1991	50.96		
6	RIVERA Miranda Marcos	ESP	1983	51.45		
7	ARVIDSSON Anton	CLB	1994	52.66		
8	JOHANNESSON Adrian	CLB	1995	52.86		

Heat 4 of 6

Lane	Name	NOC	Year of Birth	Qualifying Time	Time	Rank
1	REE Ole Martin	NOR	1992	50.65		
2	FLODQVIST Pontus	CLB	1988	49.86		
3	STJEPANOVIC Velimir	SRB	1993	48.49		
4	HAYDEN Brent	CAN	1983	47.00		
5	VENANCIO Tiago	POR	1987	48.16		
6	VAN Dooren Erik	SUI	1991	49.66		
7	RÄUFTLIN Lukas	SUI	1989	50.09		
8	SORAK Stefan	SRB	1992	50.82		

Timing & Data Handling by OMEGA



Heat 5 of 6

Lane	Name	NOC	Year of Birth	Qualifying Time	Time	Rank
1	LINGE Alexander	CLB	1992	50.34		
2	ERNSTSSON David	CLB	1992	49.82		
3	SHI Tengfei	CHN	1988	48.39		
4	NYSTRAND Stefan	SWE	1981	46.70		
5	STYMNE Petter	SWE	1983	47.89		
6	SPITZER Martin	AUT	1985	49.64		
7	LANG Flori	SUI	1983	49.94		
8	JONSSON Jesper	SWE	1993	50.78		

Heat 6 of 6

Lane	Name	NOC	Year of Birth	Qualifying Time	Time	Rank
1	EKSTRÖM Oscar	SWE	1994	50.14		
2	TIMM Braxston	GBR	1992	49.80		
3	SULLIVAN Eamon	AUS	1985	48.26		
4	ABOOD Matthew	AUS	1986	46.40		
5	FRÖLANDER Lars	SWE	1974	47.86		
6	SHI Yang	CHN	1989	49.33		
7	BENGTSSON Johan	CLB	1991	49.92		
8	HOLMSTRÖM Jonas	CLB	1992	50.77		

Timing & Data Handling by OMEGA



FINA/ARENA Swimming World Cup 2011

DUBAI STOCKHOLM MOSCOW BERLIN SINGAPORE BEIJING TOKYO

15-16 October 2011

Event 3

15 OCT 2011 - 08:57

Women's 200m Freestyle
200m Nage Libre Femmes

Heats
Séries



Start List

Liste de départ

	Record	Splits			Name	NOC Code	Location	Date
WR	1:51.17	26.58	54.84	1:23.09	PELLEGRINI Federica	ITA	Istanbul (TUR)	13 DEC 2009
WC	1:52.42	26.62	55.55	1:23.95	HEEMSKERK Femke	NED	Berlin (GER)	30 OCT 2010

Heat 1 of 4

Event No. 3

Lane	Name	NOC	Year of Birth	Qualifying Time	Time	Rank
1	EKMAN Christine	CLB	1994	2:09.98		
2	AUSTIN Gabriella	NZL	1995	2:09.32		
3	DOLLMAYER Wanda	SWE	1996	2:08.54		
4	CHAN Nur Marina	SIN	1997	2:07.54		
5	GUZHENKOVA Anastasia	RUS	1997	2:07.85		
6	MAGNUSSON Maja	CLB	1992	2:08.54		
7	LEWIN Marlene Pavlu	CLB	1997	2:09.80		
8	COONEY Aisling	IRL	1990	2:11.31		

Heat 2 of 4

Lane	Name	NOC	Year of Birth	Qualifying Time	Time	Rank
1	LINDBORG Nathalie	SWE	1991	2:05.55		
2	LAJUNEN Laura	FIN	1992	2:02.24		
3	GRANSTRÖM Martina	SWE	1991	1:58.45		
4	GRANLUND Petra	SWE	1987	1:55.22		
5	MARKO Varga Ida	SWE	1985	1:57.08		
6	COLEMAN Michelle	SWE	1993	1:59.24		
7	ERIKSEN Josefin	SWE	1995	2:03.00		
8	ANDERSSON Madelene	SWE	1995	2:06.36		

Heat 3 of 4

Lane	Name	NOC	Year of Birth	Qualifying Time	Time	Rank
1	HIPPI Jaqueline	SWE	1996	2:04.35		
2	ERICSSON Elsa	SWE	1995	2:02.16		
3	TURNER Rebecca	GBR	1992	1:57.96		
4	BAINBRIDGE Angie	AUS	1989	1:53.87		
5	SJÖSTRÖM Sarah	SWE	1993	1:56.48		
6	EKELUND Rebecka	CLB	1992	1:59.00		
7	OLSSON Linnéa	CLB	1994	2:02.78		
8	HIPPI Josefine	CLB	1994	2:05.72		

Timing & Data Handling by OMEGA





FINA/ARENA Swimming World Cup 2011

DUBAI STOCKHOLM MOSCOW BERLIN SINGAPORE BEIJING TOKYO

15-16 October 2011

Event 3

15 OCT 2011 - 08:57

Women's 200m Freestyle
200m Nage Libre Femmes

Heats
Séries



Heat 4 of 4

Lane	Name	NOC	Year of Birth	Qualifying Time	Time	Rank
1	BIELICZ Linnéa	CLB	1994	2:03.91		
2	SPENCER Lucy	GBR	1993	2:00.47		
3	JAKABOS Zjuzsanna	HUN	1989	1:57.55		
5	FAGUNDEZ Gabriella	SWE	1985	1:55.58		
6	SCHREIBER Daniela	GER	1989	1:58.45		
7	EKSTRÖM Vilma	CLB	1994	2:02.46		
8	LINDKVIST Josefin	CLB	1993	2:05.60		

Timing & Data Handling by OMEGA





FINA/ARENA Swimming World Cup 2011

DUBAI STOCKHOLM MOSCOW BERLIN SINGAPORE BEIJING TOKYO

15-16 October 2011

Event 4
15 OCT 2011

Men's 50m Breaststroke
50m Brasse Hommes

Heats
Séries



Start List

Liste de départ

	Record	Name	NOC Code	Location	Date
WR	25.25	VAN DEN BURGH Cameron	RSA	Berlin (GER)	14 NOV 2009
WC	25.25	VAN DEN BURGH Cameron	RSA	Berlin (GER)	14 NOV 2009

Heat 1 of 4

Event No. 4

Lane	Name	NOC	Year of Birth	Qualifying Time	Time	Rank
3	TALEB Ben	ALG	1995	32.90		
4	AL Shamsi Mohammed	UAE	1994	31.00		
5	GOLTERMANN Janne	CLB	1989	31.14		

Heat 2 of 4

Lane	Name	NOC	Year of Birth	Qualifying Time	Time	Rank
1	HANSSON Joel Falk	CLB	1994	30.59		
2	KÄRKI Johannes	SWE	1993	29.06		
3	NAESS Sverre	NOR	1992	27.97		
4	KORNFELD Paul	CAN	1987	27.07		
5	OEN Alexander Dale	NOR	1985	27.56		
6	CHOI Kyuwoong	KOR	1990	28.58		
7	MORGAN Alexander	CLB	1996	29.43		

Heat 3 of 4

Lane	Name	NOC	Year of Birth	Qualifying Time	Time	Rank
1	JOHANSSON Christian	CLB	1988	30.07		
2	FÜRST Andreas	CLB	1990	28.93		
3	TOUR Niklas	CLB	1989	27.85		
4	KOCH Marco	GER	1990	27.00		
5	PROVORKOV Filipp	EST	1988	27.26		
6	POZNIKOFF Andrew	CAN	1987	28.02		
7	GALIC Toni	CLB	1989	29.25		

Heat 4 of 4

Lane	Name	NOC	Year of Birth	Qualifying Time	Time	Rank
1	SKAGIUS Johannes	SWE	1995	29.45		
2	MOLNAR Akos	HUN	1987	28.65		
3	SNYDERS Glenn	NZL	1987	27.78		
4	HETLAND Aleksander	NOR	1982	26.29		
5	DORCH Jakob	SWE	1985	27.10		
6	BROWN Michael	CAN	1984	28.00		
7	PALOSAARI Robert	CLB	1992	29.14		
8	GOMEZ Anton	CLB	1995	30.69		

Timing & Data Handling by OMEGA





FINA/ARENA Swimming World Cup 2011

DUBAI STOCKHOLM MOSCOW BERLIN SINGAPORE BEIJING TOKYO

15-16 October 2011

Event 5
15 OCT 2011

Women's 100m Breaststroke
100m Brasse Femmes

Heats
Séries



Start List

Liste de départ

	Record	Split	Name	NOC Code	Location	Date
WR	1:02.70	30.08	SONI Rebecca	USA	Manchester (GBR)	19 DEC 2009
WC	1:03.00	30.05	JONES Leisel	AUS	Berlin (GER)	14 NOV 2009

Heat 1 of 3

Event No. 5

Lane	Name	NOC	Year of Birth	Qualifying Time	Time	Rank
1	NORRMAN Vendela	CLB	1995	1:13.51		
2	WESTMAN Malin	SWE	1995	1:10.64		
3	KIM Hye Jin	KOR	1994	1:08.92		
4	FOSTER Sally	AUS	1985	1:06.11		
5	STIBERG Katharina	NOR	1988	1:07.78		
6	NOVIKOVA Irina	RUS	1995	1:09.10		
7	WESTERLUND Lina	CLB	1995	1:11.94		

Heat 2 of 3

Lane	Name	NOC	Year of Birth	Qualifying Time	Time	Rank
1	OTTOSSON-BIXO Sara	SWE	1995	1:12.82		
2	SANDGREN Ulrica	CLB	1994	1:10.59		
3	MÄRTENSSON Elin	SWE	1993	1:08.91		
4	JOHANSSON Jennie	SWE	1988	1:05.31		
5	WATANABE Kanako	JPN	1996	1:06.36		
6	BACK Su Yeon	KOR	1991	1:09.01		
7	DAHLBERG Jonna	SWE	1995	1:11.87		
8	NORDIN Carolina	CLB	1987	1:14.86		

Heat 3 of 3

Lane	Name	NOC	Year of Birth	Qualifying Time	Time	Rank
1	JOHANSSON Emelie	CLB	1996	1:12.60		
2	KUMLAD Helena	CLB	1987	1:10.56		
3	ERIKSSON Jessica	CLB	1993	1:08.85		
4	HÖSTMAN Joline	SWE	1988	1:05.27		
5	SUN Ye	CHN	1989	1:06.22		
6	JEONG Darae	KOR	1991	1:08.93		
7	BENGTSSON Andrea	CLB	1991	1:11.16		
8	BYGDEMAN Ulrika	CLB	1993	1:14.29		

Timing & Data Handling by OMEGA





FINA/ARENA Swimming World Cup 2011

DUBAI STOCKHOLM MOSCOW BERLIN SINGAPORE BEIJING TOKYO

15-16 October 2011



Event 6
15 OCT 2011

Men's 400m Individual Medley
400m 4-Nages Hommes

Slowest Heat(s)
Série(s) lente(s)

Start List

Liste de départ

	Record	Splits		Name	NOC Code	Location	Date
WR	3:55.50	54.62	1:53.73	3:01.14	LOCHTE Ryan	USA Dubai (UAE)	16 DEC 2010
WC	4:00.63	55.65	1:55.57	3:03.41	PEREIRA Thiago	BRA Berlin (GER)	17 NOV 2007

Heat 1 of 1

Event No. 6

Lane	Name	NOC	Year of Birth	Qualifying Time	Time	Rank
2	GUDJONSSON Karl-Fredrik	CLB	1993	4:36.50		
3	VALENTE Miguel	BRA	1993	4:29.00		
4	KANTH Linus	CLB	1991	4:20.02		
5	COLEMAN Lenis	GBR	1992	4:22.95		
6	PAULSSON Adam	CLB	1995	4:29.27		
7	ERIKSSON Gusten	CLB	1994	4:42.47		

Timing & Data Handling by OMEGA



Start List

Liste de départ

	Record	Split	Name	NOC Code	Location	Date
WR	55.05	25.49	BUI DUYET Diane	FRA	Istanbul (TUR)	12 DEC 2009
WC	55.46	26.05	GALVEZ Felicity	AUS	Stockholm (SWE)	10 NOV 2009

Heat 1 of 3

Event No. 7

Lane	Name	NOC	Year of Birth	Qualifying Time	Time	Rank
1	KARELL Emma	CLB	1994	1:05.33		
2	GUZHENKOVA Anastasia	RUS	1997	1:01.49		
3	MICHALAK Theresa	GER	1992	59.10		
4	SJÖSTRÖM Sarah	SWE	1993	57.31		
5	GRANSTRÖM Martina	SWE	1991	57.90		
6	SCHREIBER Daniela	GER	1989	1:00.01		
7	BERTRAND Céline	SWE	1995	1:03.74		

Heat 2 of 3

Lane	Name	NOC	Year of Birth	Qualifying Time	Time	Rank
1	HIPPI Jaqueline	SWE	1996	1:04.84		
2	HANSSON Louise	SWE	1996	1:00.23		
3	GONG Jie	CHN	1991	58.98		
4	LU Ying	CHN	1989	56.11		
5	GRANLUND Petra	SWE	1987	57.85		
6	CHOI Hye Ra	KOR	1991	59.79		
7	ROSENQUIST Ebba	CLB	1989	1:02.99		
8	ANDERSSON Ekström Caroline	CLB	1994	1:05.78		

Heat 3 of 3

Lane	Name	NOC	Year of Birth	Qualifying Time	Time	Rank
1	UUSARO Alexandra	CLB	1995	1:04.18		
2	VAN Landeghem Chantal	CAN	1994	1:00.17		
3	JAKABOS Zjuzsanna	HUN	1989	58.36		
4	ALSHAMMAR Therese	SWE	1977	55.53		
5	SNILDAL Ingvild	NOR	1988	57.46		
6	UGOLKOVA Maria	RUS	1989	59.60		
7	ÖHGREN Sanna	CLB	1991	1:02.95		
8	BARON Linda	SWE	1995	1:05.46		

Timing & Data Handling by OMEGA

Start List

Liste de départ

	Record	Split	Name	NOC Code	Location	Date
WR	48.94	23.37	THOMAN Nicholas	USA	Manchester (GBR)	18 DEC 2009
WC	49.29	23.27	MARSHALL Peter	USA	Stockholm (SWE)	10 NOV 2009

Heat 1 of 4

Event No. 8

Lane	Name	NOC	Year of Birth	Qualifying Time	Time	Rank
3	UHLIN Joakim	CLB	1994	1:01.89		
4	JOHANSSON Oskar	CLB	1993	1:00.59		
5	ANESTEN Arwid	CLB	1995	1:01.25		

Heat 2 of 4

Lane	Name	NOC	Year of Birth	Qualifying Time	Time	Rank
1	KARLSSON Adam	CLB	1994	57.57		
2	GREGORY David	GBR	1992	55.47		
3	NILSSON Martin	SWE	1993	54.51		
4	RÄUFTLIN Lukas	SUI	1989	53.67		
5	LANG Flori	SUI	1983	54.28		
6	KAWECKI Radoslaw	POL	1991	54.91		
7	DOVGALYUK Mikhail	RUS	1995	56.71		

Heat 3 of 4

Lane	Name	NOC	Year of Birth	Qualifying Time	Time	Rank
1	BÄLTER Samuel	CLB	1991	57.45		
2	JAKUPSSON Magnus	FAR	1994	55.34		
3	CARLSSON Mattias	SWE	1990	54.47		
4	SOLLI Lavrans	NOR	1992	53.42		
5	TO Kenneth	AUS	1992	53.97		
6	NYSTRÖM Alexander	CLB	1990	54.86		
7	PETTERSSON Axel	CLB	1995	56.67		
8	BERGMAN Fabian	CLB	1994	58.98		

Heat 4 of 4

Lane	Name	NOC	Year of Birth	Qualifying Time	Time	Rank
1	DE Paula Giovane	BRA	1993	57.30		
2	RENHOLM Pontus	CLB	1986	55.29		
3	SUNDIN Konstantin	CLB	1987	54.42		
4	O'NEILL Donal	IRL	1980	52.98		
5	BORIN Niklas	CLB	1989	53.80		
6	HOLMBERG Sebastian	CLB	1991	54.52		
7	PALMQVIST Pontus	CLB	1991	55.97		
8	KARLSSON Tobias	CLB	1991	57.63		

Timing & Data Handling by OMEGA



FINA/ARENA Swimming World Cup 2011

DUBAI STOCKHOLM MOSCOW BERLIN SINGAPORE BEIJING TOKYO

15-16 October 2011

Event 9
15 OCT 2011

Women's 50m Backstroke
50m Dos Femmes

Heats
Séries



Start List

Liste de départ

	Record	Name	NOC Code	Location	Date
WR	25.70	JOVANOVIĆ Sanja	CRO	Istanbul (TUR)	12 DEC 2009
WC	25.82	ZHAO Jing	CHN	Stockholm (SWE)	10 NOV 2009

Heat 1 of 3

Event No. 9

Lane	Name	NOC	Year of Birth	Qualifying Time	Time	Rank
1	AUSTIN Gabriella	NZL	1995	30.33		
2	PETTERSSON Johanna	CLB	1992	29.52		
3	HAFSTRÖM Sandra	CLB	1991	28.58		
4	KURAS Magdalena	CLB	1988	27.60		
5	SNODGRASS Brooklyn	CAN	1994	28.47		
6	OLSSON Linnéa	CLB	1994	29.35		
7	BJÖRLYKKE Veronica	NOR	1994	29.96		

Heat 2 of 3

Lane	Name	NOC	Year of Birth	Qualifying Time	Time	Rank
1	CARLÉN Erika	CLB	1994	30.13		
2	ALLBERG Jessica	CLB	1995	29.51		
3	SUNDIN Natasha	CLB	1990	28.55		
4	HOCKING Belinda	AUS	1990	26.99		
5	COONEY Aisling	IRL	1990	28.37		
6	DEBES Birita	FAR	1995	29.00		
7	KREMER Paige	CAN	1996	29.89		
8	ANGBERG Matilda	CLB	1990	31.59		

Heat 3 of 3

Lane	Name	NOC	Year of Birth	Qualifying Time	Time	Rank
1	ERIKSSON Jessica	CLB	1995	30.02		
2	ERIKSSON Linda	CLB	1991	29.41		
3	GABRILO Ivana	SUI	1984	28.55		
4	GOH Rachel	AUS	1986	26.54		
5	WATANABE Kanako	JPN	1996	27.96		
6	LINDBORG Ida	CLB	1994	28.83		
7	NORD Therese	CLB	1993	29.59		
8	LINDQUIST Camilla	CLB	1993	30.72		

Timing & Data Handling by OMEGA





FINA/ARENA Swimming World Cup 2011

DUBAI STOCKHOLM MOSCOW BERLIN SINGAPORE BEIJING TOKYO

15-16 October 2011

Event 10
15 OCT 2011

Men's 200m Butterfly
200m Papillon Hommes

Heats
Séries



Start List

Liste de départ

	Record	Splits			Name	NOC Code	Location	Date
WR	1:49.11	24.80	53.43	1:20.24	ALMEIDA Kaio	BRA	Stockholm (SWE)	10 NOV 2009
WC	1:49.11	24.80	53.43	1:20.24	ALMEIDA Kaio	BRA	Stockholm (SWE)	10 NOV 2009

Heat 1 of 3

Event No. 10

Lane	Name	NOC	Year of Birth	Qualifying Time	Time	Rank
2	TIMM Braxston	GBR	1992	2:05.19		
3	STJEPANOVIC Velimir	SRB	1993	1:57.35		
4	SALATTA Lucas	BRA	1987	1:52.50		
5	FIM Leornado	BRA	1986	1:55.50		
6	JOHNSON Matthew	GBR	1995	1:58.80		

Heat 2 of 3

Lane	Name	NOC	Year of Birth	Qualifying Time	Time	Rank
2	BJÖRK Viktor	CLB	1992	2:02.55		
3	OLIVEIRA Marcos	BRA	1989	1:56.00		
4	LE Clos Chad	RSA	1992	1:51.56		
5	VERRASZTO David	HUN	1988	1:55.06		
6	CHANG Gyu Cheol	KOR	1992	1:58.02		
7	LINDBORG Kalle	CLB	1994	2:10.73		

Heat 3 of 3

Lane	Name	NOC	Year of Birth	Qualifying Time	Time	Rank
2	JONSSON Jesper	SWE	1993	2:00.96		
3	KORZENIOWSKI Pawel	POL	1985	1:55.58		
4	SANO Hidemasa	JPN	1984	1:50.90		
5	SJÖDIN Simon	SWE	1986	1:54.41		
6	LISS Alexandre	SUI	1991	1:57.76		
7	EDLUND Andreas	CLB	1989	2:06.69		

Timing & Data Handling by OMEGA





FINA/ARENA Swimming World Cup 2011

DUBAI STOCKHOLM MOSCOW BERLIN SINGAPORE BEIJING TOKYO

15-16 October 2011

Event 11
15 OCT 2011

Women's 200m Individual Medley
200m 4-Nages Femmes

Heats
Séries



Start List

Liste de départ

	Record	Splits			Name	NOC Code	Location	Date
WR	2:04.60	27.22	58.60	1:34.54	SMIT Julia	USA	Manchester (GBR)	19 DEC 2009
WC	2:06.01	27.88	59.96	1:36.81	VERRASZTO Evelyn	HUN	Moscow (RUS)	6 NOV 2009

Heat 1 of 3

Event No. 11

Lane	Name	NOC	Year of Birth	Qualifying Time	Time	Rank
2	ANDERSSON Beatrice	CLB	1989	2:16.49		
3	MARKO Varga Ida	SWE	1985	2:12.88		
4	MORNINGSTAR Erica	CAN	1989	2:09.40		
5	SANDIN Ida	SWE	1985	2:11.07		
6	SALOMONSSON Nadja	CLB	1992	2:15.88		
7	SIWICKI Breanne	CAN	1995	2:19.84		

Heat 2 of 3

Lane	Name	NOC	Year of Birth	Qualifying Time	Time	Rank
2	EKSTRÖM Vilma	CLB	1994	2:16.41		
3	CHOI Hye Ra	KOR	1991	2:12.85		
4	MICHALAK Theresa	GER	1992	2:08.10		
5	THYDÉN Sara	SWE	1989	2:10.98		
6	SPENCER Lucy	GBR	1993	2:14.36		
7	ÖHGREN Sanna	CLB	1991	2:19.42		

Heat 3 of 3

Lane	Name	NOC	Year of Birth	Qualifying Time	Time	Rank
1	DAHLBERG Jonna	SWE	1995	2:20.31		
2	KIM Hye Jin	KOR	1994	2:16.09		
3	JAKABOS Zjuzsanna	HUN	1989	2:12.32		
4	VERRASZTO Evelyn	HUN	1989	2:04.64		
5	KATO Izumi	JPN	1990	2:09.99		
6	KIM Seo Yeong	KOR	1994	2:13.65		
7	UGOLKOVA Maria	RUS	1989	2:17.86		

Timing & Data Handling by OMEGA





FINA/ARENA Swimming World Cup 2011

DUBAI STOCKHOLM MOSCOW BERLIN SINGAPORE BEIJING TOKYO

15-16 October 2011

Event 12
15 OCT 2011

Men's 400m Freestyle
400m Nage Libre Hommes

Heats
Séries



Start List

Liste de départ

	Record	Splits		Name	NOC Code	Location	Date
WR	3:32.77	52.62	1:46.68	2:40.65	BIEDERMANN Paul	GER Berlin (GER)	14 NOV 2009
WC	3:32.77	52.62	1:46.68	2:40.65	BIEDERMANN Paul	GER Berlin (GER)	14 NOV 2009

Heat 1 of 4

Event No. 12

Lane	Name	NOC	Year of Birth	Qualifying Time	Time	Rank
3	TALEB Ben	ALG	1995	4:18.12		
4	WIDÉN Johan	CLB	1986	4:09.76		
5	BERGGREN Alexander	CLB	1994	4:12.06		

Heat 2 of 4

Lane	Name	NOC	Year of Birth	Qualifying Time	Time	Rank
1	NG Mattias	SIN	1993	4:08.87		
2	PAULSSON Adam	CLB	1995	3:57.99		
3	EKSTRÖM Oscar	SWE	1994	3:51.98		
4	ZHANG Zhongchao	CHN	1989	3:44.77		
5	SORAK Stefan	SRB	1992	3:48.88		
6	MEEGAN Andrew	IRL	1990	3:55.44		
7	MORTENSEN Oli	FAR	1996	4:05.28		

Heat 3 of 4

Lane	Name	NOC	Year of Birth	Qualifying Time	Time	Rank
1	SCHÖN Svensson Adam	CLB	1991	4:08.60		
2	FENG Zhimim	CHN	1989	3:57.87		
3	CARLSSON Mattias	SWE	1990	3:50.89		
4	JOENSEN Pal	FAR	1990	3:44.65		
5	STJEPANOVIC Velimir	SRB	1993	3:48.82		
6	WESTERGREN Mats	SWE	1994	3:55.37		
7	ERIKSSON Gusten	CLB	1994	4:04.91		

Heat 4 of 4

Lane	Name	NOC	Year of Birth	Qualifying Time	Time	Rank
1	JOHANNESSON Adrian	CLB	1995	4:05.39		
2	OLIVEIRA Marcos	BRA	1989	3:56.00		
3	LEJDSTRÖM Gustav Åberg	CLB	1992	3:49.23		
4	BIEDERMANN Paul	GER	1986	3:36.65		
5	RIVERA Miranda Marcos	ESP	1983	3:48.58		
6	SUNTER Thomas	GBR	1992	3:52.90		
7	ANDERSSON Anton	SWE	1993	3:59.76		
8	HILDESSON Johan	CLB	1992	4:09.50		

Timing & Data Handling by OMEGA





FINA/ARENA Swimming World Cup 2011

DUBAI STOCKHOLM MOSCOW BERLIN SINGAPORE BEIJING TOKYO

15-16 October 2011

Event 13
15 OCT 2011

Women's 50m Freestyle
50m Nage Libre Femmes

Heats
Séries



Start List

Liste de départ

	Record	Name	NOC Code	Location	Date
WR	23.25	VELDHUIS Marleen	NED	Manchester (GBR)	13 APR 2008
WC	23.27	ALSHAMMAR Therese	SWE	Singapore (SIN)	21 NOV 2009

Heat 1 of 5

Event No. 13

Lane	Name	NOC	Year of Birth	Qualifying Time	Time	Rank
3	BYGDEMAN Ulrika	CLB	1993	28.69		
4	ALLBERG Jessica	CLB	1995	28.20		
5	SCHWARTZ Jennifer	CLB	1994	28.29		

Heat 2 of 5

Lane	Name	NOC	Year of Birth	Qualifying Time	Time	Rank
1	MAGNUSSON Maja	CLB	1992	27.70		
2	NORD Therese	CLB	1993	27.49		
3	LARSSON Philippa	CLB	1989	27.36		
4	LEWIN Marlene Pavlu	CLB	1997	27.20		
5	HIPPI Jaqueline	SWE	1996	27.22		
6	AUSTIN Gabriella	NZL	1995	27.43		
7	TSENG Rachel	SIN	1998	27.61		
8	LUNUSJKIN Maria	CLB	1993	27.95		

Heat 3 of 5

Lane	Name	NOC	Year of Birth	Qualifying Time	Time	Rank
1	EKSTRAND Malin	CLB	1991	26.51		
2	LINDBORG Nathalie	SWE	1991	25.98		
3	ZHENG Yifei	CHN	1992	25.33		
4	VILSHED Claire	CLB	1980	24.75		
5	FOSTER Sally	AUS	1985	25.11		
6	GABRILO Ivana	SUI	1984	25.50		
7	OLSSON Linnéa	CLB	1994	26.24		
8	BIELICZ Linnéa	CLB	1994	27.03		

Heat 4 of 5

Lane	Name	NOC	Year of Birth	Qualifying Time	Time	Rank
1	LAJUNEN Laura	FIN	1992	26.49		
2	CARLÉN Erika	CLB	1994	25.86		
3	TURNER Rebecca	GBR	1992	25.32		
4	VAN Landeghem Chantal	CAN	1994	24.59		
5	KOLUKANOVA Jana	EST	1981	24.97		
6	HANSSON Louise	SWE	1996	25.47		
7	DOLLMAYER Wanda	SWE	1996	26.12		
8	AHLSTRÖM Matilda	CLB	1991	26.89		

Timing & Data Handling by OMEGA





FINA/ARENA Swimming World Cup 2011

DUBAI STOCKHOLM MOSCOW BERLIN SINGAPORE BEIJING TOKYO

15-16 October 2011

Event 13

15 OCT 2011

Women's 50m Freestyle
50m Nage Libre Femmes

Heats
Séries



Heat 5 of 5

Lane	Name	NOC	Year of Birth	Qualifying Time	Time	Rank
1	MORTENSEN Gudrun	FAR	1997	26.37		
2	KREMER Paige	CAN	1996	25.52		
3	COLEMAN Michelle	SWE	1993	25.32		
4	ALSHAMMAR Therese	SWE	1977	24.04		
5	BAINBRIDGE Angie	AUS	1989	24.96		
6	KURAS Magdalena	CLB	1988	25.37		
7	LINDKVIST Josefin	CLB	1993	26.05		
8	DEBES Birita	FAR	1995	26.54		

Timing & Data Handling by OMEGA





FINA/ARENA Swimming World Cup 2011

DUBAI STOCKHOLM MOSCOW BERLIN SINGAPORE BEIJING TOKYO

15-16 October 2011

Event 14
15 OCT 2011

Men's 200m Breaststroke
200m Brasse Hommes

Heats
Séries



Start List

Liste de départ

	Record	Splits			Name	NOC Code	Location	Date
WR	2:00.67	27.74	58.46	1:29.33	GYURTA Daniel	HUN	Istanbul (TUR)	13 DEC 2009
WC	2:02.56	27.32	58.26	1:29.95	VERSFELD Neil	RSA	Berlin (GER)	14 NOV 2009

Heat 1 of 4

Event No. 14

Lane	Name	NOC	Year of Birth	Qualifying Time	Time	Rank
3	GALIC Toni	CLB	1989	2:28.47		
4	DOVGALYUK Mikhail	RUS	1995	2:25.29		
5	MCPHEAT Lachlan	CLB	1994	2:27.72		

Heat 2 of 4

Lane	Name	NOC	Year of Birth	Qualifying Time	Time	Rank
1	GUDJONSSON Karl-Fredrik	CLB	1993	2:19.97		
2	SNYDERS Glenn	NZL	1987	2:14.40		
3	POZNIKOFF Andrew	CAN	1987	2:11.18		
4	MOLNAR Akos	HUN	1987	2:06.53		
5	KORNFELD Paul	CAN	1987	2:08.23		
6	DORCH Jakob	SWE	1985	2:12.59		
7	FÜRST Andreas	CLB	1990	2:16.64		

Heat 3 of 4

Lane	Name	NOC	Year of Birth	Qualifying Time	Time	Rank
1	VALENTE Miguel	BRA	1993	2:19.23		
2	PERSSON Erik	SWE	1994	2:14.20		
3	NUGENT Sean	CAN	1985	2:11.18		
4	OTSUKA Kazuki	JPN	1988	2:04.06		
5	KOCH Marco	GER	1990	2:07.50		
6	OEN Alexander Dale	NOR	1985	2:12.17		
7	PETROS Katsampanis	GRE	1992	2:15.68		
8	JOHANSSON Christian	CLB	1988	2:21.18		

Heat 4 of 4

Lane	Name	NOC	Year of Birth	Qualifying Time	Time	Rank
1	KÄRKI Johannes	SWE	1993	2:17.11		
2	NAESS Sverre	NOR	1992	2:13.52		
3	CHOI Kyuwoong	KOR	1990	2:11.17		
4	TOMITA Naoya	JPN	1989	2:03.12		
5	BROWN Michael	CAN	1984	2:07.50		
6	KIRTON James	GBR	1985	2:12.07		
7	PALOSAARI Robert	CLB	1992	2:14.58		
8	SKAGIUS Johannes	SWE	1995	2:21.02		

Timing & Data Handling by OMEGA





FINA/ARENA Swimming World Cup 2011

DUBAI STOCKHOLM MOSCOW BERLIN SINGAPORE BEIJING TOKYO

15-16 October 2011



Event 15

15 OCT 2011

Men's 100m Individual Medley

100m 4-Nages Hommes

Heats
Séries

Start List

Liste de départ

	Record	Split	Name	NOC Code	Location	Date
WR	50.76	22.66	MANKOC Peter	SLO	Istanbul (TUR)	12 DEC 2009
WC	50.95	22.78	FESIKOV Sergey	RUS	Berlin (GER)	14 NOV 2009

Heat 1 of 3

Event No. 15

Lane	Name	NOC	Year of Birth	Qualifying Time	Time	Rank
2	ARVIDSSON Ossian	CLB	1992	1:01.01		
3	GREGORY David	GBR	1992	57.50		
4	SALATTA Lucas	BRA	1987	53.98		
5	HAGSTRÖM Marcus	CLB	1991	57.32		
6	MÄRTENSSON Robin	CLB	1991	58.78		
7	AL Shamsi Mohammed	UAE	1994	1:07.00		

Heat 2 of 3

Lane	Name	NOC	Year of Birth	Qualifying Time	Time	Rank
2	BERGMAN Fabian	CLB	1994	1:00.64		
3	COLEMAN Lenis	GBR	1992	57.50		
4	KOSAKA Yuma	JPN	1989	53.90		
5	HETLAND Aleksander	NOR	1982	54.63		
6	BÄLTER Samuel	CLB	1991	57.80		
7	TALEB Ben	ALG	1995	1:06.90		

Heat 3 of 3

Lane	Name	NOC	Year of Birth	Qualifying Time	Time	Rank
1	MCGILL Tyler	USA	1987			
2	ARVIDSSON Anton	CLB	1994	1:00.59		
3	RÄUFTLIN Lukas	SUI	1989	57.43		
4	TO Kenneth	AUS	1992	51.93		
5	HORIHATA Yuya	JPN	1990	54.12		
6	LUNDAHL Daniel	CLB	1991	57.53		
7	AL Kaabi Ali	UAE	1997	1:02.00		

Timing & Data Handling by OMEGA





FINA/ARENA Swimming World Cup 2011

DUBAI STOCKHOLM MOSCOW BERLIN SINGAPORE BEIJING TOKYO

15-16 October 2011

Event 16
15 OCT 2011

Women's 200m Backstroke
200m Dos Femmes

Heats
Séries



Start List

Liste de départ

	Record	Splits			Name	NOC Code	Location	Date
WR	2:00.18	27.91	58.66	1:29.49	SAKAI Shiho	JPN	Berlin (GER)	14 NOV 2009
WC	2:00.18	27.91	58.66	1:29.49	SAKAI Shiho	JPN	Berlin (GER)	14 NOV 2009

Heat 1 of 2

Event No. 16

Lane	Name	NOC	Year of Birth	Qualifying Time	Time	Rank
1	LEWIN Marlene Pavlu	CLB	1997	2:20.97		
2	ANDERSSON Beatrice	CLB	1989	2:15.55		
3	BJÖRLYKKE Veronica	NOR	1994	2:11.42		
4	VERRASZTO Evelyn	HUN	1989	2:05.91		
5	LINDBORG Ida	CLB	1994	2:08.29		
6	SVENSSON Sofia	CLB	1993	2:14.68		
7	PETTERSSON Johanna	CLB	1992	2:16.04		

Heat 2 of 2

Lane	Name	NOC	Year of Birth	Qualifying Time	Time	Rank
1	SIWICKI Breanne	CAN	1995	2:18.55		
2	ERIKSSON Linda	CLB	1991	2:15.41		
3	SNODGRASS Brooklynn	CAN	1994	2:09.01		
4	HOCKING Belinda	AUS	1990	2:03.43		
5	HAFSTRÖM Sandra	CLB	1991	2:07.22		
6	KREMER Paige	CAN	1996	2:12.24		
7	ERIKSEN Josefin	SWE	1995	2:15.85		

Timing & Data Handling by OMEGA





FINA/ARENA Swimming World Cup 2011

DUBAI STOCKHOLM MOSCOW BERLIN SINGAPORE BEIJING TOKYO

15-16 October 2011



Event 17
15 OCT 2011

Men's 50m Butterfly
50m Papillon Hommes

Heats
Séries

Start List

Liste de départ

	Record	Name	NOC Code	Location	Date
WR	21.80	DEIBLER Steffen	GER	Berlin (GER)	14 NOV 2009
WC	21.80	DEIBLER Steffen	GER	Berlin (GER)	14 NOV 2009

Heat 1 of 4

Event No. 17

Lane	Name	NOC	Year of Birth	Qualifying Time	Time	Rank
1	ARVIDSSON Ossian	CLB	1992	27.06		
2	AL Menhali Abdulla	UAE	1985	26.90		
3	ARVIDSSON Anton	CLB	1994	26.29		
4	EDLUND Andreas	CLB	1989	26.20		
5	ALSPARR Patrik	CLB	1993	26.23		
6	EMANUELSSON Erik	CLB	1993	26.53		
7	AL Kaabi Ali	UAE	1997	27.00		
8	LINDBORG Kalle	CLB	1994	27.11		

Heat 2 of 4

Lane	Name	NOC	Year of Birth	Qualifying Time	Time	Rank
1	BENGTSSON Johan	CLB	1991	25.67		
2	SUNDIN Björn	CLB	1990	25.07		
3	HOLMBERG Sebastian	CLB	1991	24.09		
4	MCGILL Tyler	USA	1987	23.16		
5	VENANCIO Tiago	POR	1987	23.65		
6	LUNDAHL Daniel	CLB	1991	24.73		
7	DE Paula Giovane	BRA	1993	25.50		
8	BILLQUIST Jesper	CLB	1994	26.08		

Heat 3 of 4

Lane	Name	NOC	Year of Birth	Qualifying Time	Time	Rank
1	VAN Dooren Erik	SUI	1991	25.62		
2	JAKUPSSON Magnus	FAR	1994	24.92		
3	CHANG Gyu Cheol	KOR	1992	24.05		
4	FRÖLANDER Lars	SWE	1974	23.08		
5	LANG Flori	SUI	1983	23.56		
6	ERNSTSSON David	CLB	1992	24.38		
7	O'NEILL Donal	IRL	1980	25.48		
8	THORSELL Mattias	CLB	1989	25.87		

Timing & Data Handling by OMEGA





FINA/ARENA Swimming World Cup 2011

DUBAI STOCKHOLM MOSCOW BERLIN SINGAPORE BEIJING TOKYO

15-16 October 2011

Event 17
15 OCT 2011

Men's 50m Butterfly
50m Papillon Hommes

Heats
Séries



Heat 4 of 4

Lane	Name	NOC	Year of Birth	Qualifying Time	Time	Rank
1	TOUR Freddie	CLB	1991	25.55		
2	PALMQVIST Pontus	CLB	1991	24.78		
3	FLODQVIST Pontus	CLB	1988	23.91		
4	HUEGILL Geoff	AUS	1979	22.75		
5	SPITZER Martin	AUT	1985	23.31		
6	SULLIVAN Eamon	AUS	1985	24.12		
7	BÄLTER Samuel	CLB	1991	25.34		
8	REE Ole Martin	NOR	1992	25.71		

Timing & Data Handling by OMEGA





FINA/ARENA Swimming World Cup 2011

DUBAI STOCKHOLM MOSCOW BERLIN SINGAPORE BEIJING TOKYO

15-16 October 2011

Event 317

15 OCT 2011 - 11:46

Men's 50m Butterfly
50m Papillon Hommes

Swim-Off
Barrage



Start List

Liste de départ

	Record	Name	NOC Code	Location	Date
WR	21.80	DEIBLER Steffen	GER	Berlin (GER)	14 NOV 2009
WC	21.80	DEIBLER Steffen	GER	Berlin (GER)	14 NOV 2009

Event No. 17

Lane	Name	NOC	Year of Birth	Qualifying Time	Time	Rank
4	HOLMBERG Sebastian	CLB	1991	24.43		
5	SULLIVAN Eamon	AUS	1985	24.43		

Timing & Data Handling by OMEGA





FINA/ARENA Swimming World Cup 2011

DUBAI STOCKHOLM MOSCOW BERLIN SINGAPORE BEIJING TOKYO

15-16 October 2011

Event 2

14 OCT 2011 - 14:17

Men's 100m Freestyle
100m Nage Libre Hommes

Heats
Séries



Results

Résultats

	Record	Split	Name	NOC Code	Location	Date
WR	44.94	21.72	LEVEAUX Amaury	FRA	Rijeka (CRO)	13 DEC 2008
WC	45.46	21.64	ABOOD Matthew	AUS	Singapore (SIN)	21 NOV 2009

Heat 1

Event No. 2

Rank	Lane	Name	NOC Code	R.T.	50m	Time	FINA Points
1	1	TALEB Ben	ALG	0.32	(1) 34.73	1:14.72 39.99	217
2	2	THORSTRAND Gustav	CLB	0.32	(2) 34.74	1:14.73 39.99	217
3	3	SCHÖN Svensson Adam	CLB	0.33	(2) 34.74	1:14.74 40.00	217
4	4	HILDESSON Johan	CLB	0.33	(4) 34.75	1:14.75 40.00	217
5	5	YONG Jerryl	SIN	0.33	(5) 34.83	1:14.76 39.93	217
6	6	BERGGREN Alexander	CLB	0.33	(6) 35.20	1:14.83 39.63	216
7	7	ANESTEN Arwid	CLB	0.33	(7) 35.31	1:15.23 39.92	213
8	8	ALI Nassib	UAE	0.33	(8) 35.55	1:15.34 39.79	212

LEGEND

R.T. Reaction time

Timing & Data Handling by OMEGA





FINA/ARENA Swimming World Cup 2011

DUBAI STOCKHOLM MOSCOW BERLIN SINGAPORE BEIJING TOKYO

15-16 October 2011

Event 317

15 OCT 2011 - 11:46

Men's 50m Butterfly
50m Papillon Hommes

Swim-Off
Barrage



Results

Résultats

	Record	Name	NOC Code	Location	Date
WR	21.80	DEIBLER Steffen	GER	Berlin (GER)	14 NOV 2009
WC	21.80	DEIBLER Steffen	GER	Berlin (GER)	14 NOV 2009

Swim-Off 1

Event No. 17

Rank	Lane	Name	NOC Code	R.T.	Time	FINA Points
1	4	HOLMBERG Sebastian	CLB	0.75	24.17	733
2	5	SULLIVAN Eamon	AUS	0.66	24.35	717

LEGEND

R.T. Reaction time

Timing & Data Handling by OMEGA





FINA/ARENA Swimming World Cup 2011

DUBAI STOCKHOLM MOSCOW BERLIN SINGAPORE BEIJING TOKYO

15-16 October 2011



Event 1

15 OCT 2011 - 08:30

Women's 800m Freestyle
800m Nage Libre Femmes

Slowest Heat(s)
Série(s) lente(s)

Results Summary

Synthèse des résultats

	Record	Splits			Name	NOC Code	Location	Date
WR	8:04.53	59.82	2:01.30	3:02.55	4:03.36	FILIPPI Alessia	ITA Rijeka (CRO)	12 DEC 2008
		5:04.40	6:05.02	7:05.51				
WC	8:04.61	58.39	1:59.49	3:00.62	4:02.01	FRIIS Lotte	DEN Berlin (GER)	14 NOV 2009
		5:03.19	6:04.12	7:04.99				

Event No. 1

Rank	Heat	Lane	Name	Year of Birth	NOC Code	R.T.	Time	FINA Points	
1	1	5	CHAN Nur Marina	1997	SIN	0.69	9:20.20	647	
	50m	32.22	100m 1:07.08	150m 1:42.68	200m 2:18.20	250m 2:53.97	300m 3:29.36	350m 4:05.22	400m 4:40.75
			34.86	35.60	35.52	35.77	35.39	35.86	35.53
	450m	5:16.00	500m 5:51.54	550m 6:26.95	600m 7:02.54	650m 7:38.14	700m 8:13.42	750m 8:48.50	
		35.25	35.54	35.41	35.59	35.60	35.28	35.08	31.70
2	1	4	TSENG Rachel	1998	SIN	0.71	9:21.11	643	
	50m	31.79	100m 1:06.88	150m 1:42.47	200m 2:18.03	250m 2:53.89	300m 3:29.27	350m 4:05.29	400m 4:40.82
			35.09	35.59	35.56	35.86	35.38	36.02	35.53
	450m	5:16.10	500m 5:51.59	550m 6:27.21	600m 7:02.75	650m 7:38.31	700m 8:13.86	750m 8:49.35	
		35.28	35.49	35.62	35.54	35.56	35.55	35.49	31.76

LEGEND

R.T. Reaction time

Timing & Data Handling by OMEGA





FINA/ARENA Swimming World Cup 2011

DUBAI STOCKHOLM MOSCOW BERLIN SINGAPORE BEIJING TOKYO

15-16 October 2011

Event 2

15 OCT 2011 - 08:41

Men's 100m Freestyle

100m Nage Libre Hommes

Heats

Séries



Results Summary

Synthèse des résultats

	Record	Split	Name	NOC Code	Location	Date
WR	44.94	21.72	LEVEAUX Amaury	FRA	Rijeka (CRO)	13 DEC 2008
WC	45.46	21.64	ABOOD Matthew	AUS	Singapore (SIN)	21 NOV 2009

Heats Event No. 2

Rank	Heat	Lane	Name	Year of Birth	NOC Code	R.T.	50m	Time	FINA Points
1	5	5	STYMNE Petter	1983	SWE	0.68	23.03	47.95 24.92	823 Q
2	6	4	ABOOD Matthew	1986	AUS	0.75	22.94	47.96 25.02	822 Q
3	5	4	NYSTRAND Stefan	1981	SWE	0.65	22.85	48.37 25.52	801 Q
4	4	4	HAYDEN Brent	1983	CAN	0.64	23.39	48.47 25.08	797 Q
5	6	3	SULLIVAN Eamon	1985	AUS	0.66	23.11	48.64 25.53	788 Q
6	6	5	FRÖLANDER Lars	1974	SWE	0.66	23.50	49.06 25.56	768 Q
7	4	5	VENANCIO Tiago	1987	POR	0.72	24.09	49.19 25.10	762 Q
8	6	6	SHI Yang	1989	CHN	0.66	23.62	49.44 25.82	751 Q
9	5	3	SHI Tengfei	1988	CHN	0.80	23.66	49.80 26.14	734
10	4	3	STJEPANOVIC Velimir	1993	SRB	0.63	23.94	49.97 26.03	727
11	6	7	BENGTSSON Johan	1991	CLB	0.70	23.79	49.98 26.19	726
12	6	1	EKSTRÖM Oscar	1994	SWE	0.67	23.98	49.99 26.01	726
13	5	1	LINGE Alexander	1992	CLB	0.71	24.13	50.38 26.25	709
14	6	2	TIMM Braxston	1992	GBR	0.64	24.26	50.43 26.17	707
15	5	7	LANG Flori	1983	SUI	0.66	24.40	50.44 26.04	707
16	5	2	ERNSTSSON David	1992	CLB	0.70	24.26	50.51 26.25	704
16	6	8	HOLMSTRÖM Jonas	1992	CLB	0.76	24.15	50.51 26.36	704
18	4	2	FLODQVIST Pontus	1988	CLB	0.62	24.00	50.58 26.58	701
19	4	6	VAN Dooren Erik	1991	SUI	0.67	23.91	50.60 26.69	700
20	4	8	SORAK Stefan	1992	SRB	0.68	24.10	50.65 26.55	698
21	5	8	JONSSON Jesper	1993	SWE	0.74	24.75	50.94 26.19	686
22	5	6	SPITZER Martin	1985	AUT	0.66	24.16	51.08 26.92	680
23	3	4	DE Paula Giovane	1993	BRA	0.63	25.13	51.66 26.53	658
24	4	7	RÄUFTLIN Lukas	1989	SUI	0.81	24.98	51.68 26.70	657
25	3	2	ANDERSSON Anton	1993	SWE	0.76	25.01	51.79 26.78	653

Timing & Data Handling by OMEGA





FINA/ARENA Swimming World Cup 2011

DUBAI STOCKHOLM MOSCOW BERLIN SINGAPORE BEIJING TOKYO

15-16 October 2011

Event 2

15 OCT 2011 - 08:41

Men's 100m Freestyle
100m Nage Libre Hommes

Heats
Séries



Heats Event No. 2

Rank	Heat	Lane	Name	Year of Birth	NOC Code	R.T.	50m	Time	FINA Points
26	3	3	MAGNUSSON Linus	1990	CLB	0.72	24.40	51.99 27.59	645
27	4	1	REE Ole Martin	1992	NOR	0.71	24.68	52.07 27.39	642
28	3	5	HAGSTRÖM Marcus	1991	CLB	0.72	24.87	52.39 27.52	631
29	2	4	ARVIDSSON Ossian	1992	CLB	0.75	25.14	53.02 27.88	608
30	3	7	ARVIDSSON Anton	1994	CLB	0.66	25.57	53.10 27.53	606
31	2	2	YONG Jerryl	1996	SIN	0.64	25.09	53.27 28.18	600
32	3	6	RIVERA Miranda Marcos	1983	ESP	0.69	25.88	53.28 27.40	600
33	2	6	HILDESSON Johan	1992	CLB	0.72	26.29	53.67 27.38	587
34	3	1	NG Mattias	1993	SIN	0.64	25.57	53.71 28.14	585
35	2	3	MÅRTENSSON Robin	1991	CLB	0.73	25.69	53.73 28.04	585
36	2	5	WIDÉN Johan	1986	CLB	0.66	25.70	53.86 28.16	580
37	2	7	SCHÖN Svensson Adam	1991	CLB	0.73	25.93	53.95 28.02	577
38	3	8	JOHANNESSON Adrian	1995	CLB	0.79	25.95	54.03 28.08	575
39	2	8	THORSTRAND Gustav	1994	CLB	0.74	25.89	54.63 28.74	556
40	2	1	BERGGREN Alexander	1994	CLB	0.73	26.35	54.89 28.54	548
41	1	4	ANESTEN Arwid	1995	CLB	0.68	26.36	55.03 28.67	544
42	1	3	ALI Nassib	1994	UAE	0.85	26.02	55.05 29.03	544
43	1	5	TALEB Ben	1995	ALG	0.72	26.75	55.34 28.59	535

LEGEND

Q Qualified for the next phase R.T. Reaction time

Timing & Data Handling by OMEGA





FINA/ARENA Swimming World Cup 2011

DUBAI STOCKHOLM MOSCOW BERLIN SINGAPORE BEIJING TOKYO

15-16 October 2011

Event 3

15 OCT 2011 - 08:57

Women's 200m Freestyle
200m Nage Libre Femmes

Heats
Séries



Results Summary

Synthèse des résultats

	Record	Splits			Name	NOC Code	Location	Date
WR	1:51.17	26.58	54.84	1:23.09	PELLEGRINI Federica	ITA	Istanbul (TUR)	13 DEC 2009
WC	1:52.42	26.62	55.55	1:23.95	HEEMSKERK Femke	NED	Berlin (GER)	30 OCT 2010

Heats

Event No. 3

Rank	Heat	Lane	Name	Year of Birth	NOC Code	R.T.	50m	100m	150m	Time	FINA Points
1	3	4	BAINBRIDGE Angie	1989	AUS	0.73	26.74	55.48	1:25.36	1:55.18	899 Q
								28.74	29.88	29.82	
2	3	5	SJÖSTRÖM Sarah	1993	SWE	0.76	27.33	57.00	1:27.14	1:56.55	867 Q
								29.67	30.14	29.41	
3	4	6	SCHREIBER Daniela	1989	GER	0.69	27.39	57.83	1:28.24	1:58.11	833 Q
								30.44	30.41	29.87	
4	3	3	TURNER Rebecca	1992	GBR	0.62	27.51	57.30	1:27.73	1:58.28	830 Q
								29.79	30.43	30.55	
5	4	5	FAGUNDEZ Gabriella	1985	SWE	0.73	27.98	58.46	1:28.74	1:58.45	826 Q
								30.48	30.28	29.71	
6	4	3	JAKABOS Zjuzsanna	1989	HUN	0.72	27.99	58.01	1:28.20	1:58.59	823 Q
								30.02	30.19	30.39	
7	2	5	MARKO Varga Ida	1985	SWE	0.68	27.57	57.61	1:28.27	1:58.66	822 Q
								30.04	30.66	30.39	
8	2	4	GRANLUND Petra	1987	SWE	0.67	27.80	57.85	1:28.36	1:58.98	815 Q
								30.05	30.51	30.62	
9	2	6	COLEMAN Michelle	1993	SWE	0.76	27.62	57.85	1:28.79	1:59.21	811
								30.23	30.94	30.42	
10	2	3	GRANSTRÖM Martina	1991	SWE	0.72	28.72	59.22	1:30.09	2:00.25	790
								30.50	30.87	30.16	
11	4	2	SPENCER Lucy	1993	GBR	0.73	28.36	58.87	1:29.87	2:00.91	777
								30.51	31.00	31.04	
12	2	1	LINDBORG Nathalie	1991	SWE	0.73	28.44	58.82	1:30.01	2:02.06	755
								30.38	31.19	32.05	
13	3	2	ERICSSON Elsa	1995	SWE	0.71	28.64	59.68	1:31.01	2:02.15	753
								31.04	31.33	31.14	
14	3	6	EKELUND Rebecka	1992	CLB	0.86	28.75	59.50	1:30.87	2:02.31	750
								30.75	31.37	31.44	
15	1	5	GUZHENKOVA Anastasia	1997	RUS	0.84	28.78	59.99	1:32.09	2:03.64	726
								31.21	32.10	31.55	
16	4	8	LINDKVIST Josefin	1993	CLB	0.71	28.60	1:00.00	1:31.82	2:03.69	726
								31.40	31.82	31.87	
17	2	2	LAJUNEN Laura	1992	FIN	0.69	28.51	59.94	1:32.49	2:04.47	712
								31.43	32.55	31.98	
18	2	7	ERIKSEN Josefin	1995	SWE	0.67	28.81	59.31	1:31.90	2:05.18	700
								30.50	32.59	33.28	
19	4	7	EKSTRÖM Vilma	1994	CLB	0.79	28.74	1:00.07	1:32.58	2:05.29	698
								31.33	32.51	32.71	
20	3	7	OLSSON Linnéa	1994	CLB	0.67	28.87	59.99	1:32.40	2:05.37	697
								31.12	32.41	32.97	
21	1	3	DOLLMAYER Wanda	1996	SWE	0.77	29.52	1:01.25	1:33.34	2:05.80	690
								31.73	32.09	32.46	
22	3	8	HIPPI Josefine	1994	CLB	0.62	29.24	1:00.88	1:33.18	2:05.82	689
								31.64	32.30	32.64	
23	2	8	ANDERSSON Madelene	1995	SWE	0.77	29.15	1:00.59	1:33.36	2:05.87	688
								31.44	32.77	32.51	
24	1	8	COONEY Aisling	1990	IRL	0.82	28.40	59.88	1:32.78	2:06.28	682
								31.48	32.90	33.50	
25	3	1	HIPPI Jaqueline	1996	SWE	0.71	28.81	1:00.46	1:33.56	2:06.66	676
								31.65	33.10	33.10	

Timing & Data Handling by OMEGA





FINA/ARENA Swimming World Cup 2011

DUBAI STOCKHOLM MOSCOW BERLIN SINGAPORE BEIJING TOKYO

15-16 October 2011

Event 3

15 OCT 2011 - 08:57

Women's 200m Freestyle
200m Nage Libre Femmes

Heats
Séries



Heats

Event No. 3

Rank	Heat	Lane	Name	Year of Birth	NOC Code	R.T.	50m	100m	150m	Time	FINA Points
26	4	1	BIELICZ Linnéa	1994	CLB	0.73	29.13	1:00.53 31.40	1:33.66 33.13	2:07.45 33.79	663
27	1	7	LEWIN Marlene Pavlu	1997	CLB	0.73	28.84	1:00.72 31.88	1:34.04 33.32	2:07.82 33.78	657
28	1	4	CHAN Nur Marina	1997	SIN	0.68	29.70	1:02.12 32.42	1:35.64 33.52	2:08.87 33.23	641
29	1	1	EKMAN Christine	1994	CLB	0.61	30.35	1:03.28 32.93	1:37.02 33.74	2:10.06 33.04	624
30	1	2	AUSTIN Gabriella	1995	NZL	0.71	30.00	1:03.33 33.33	1:37.07 33.74	2:10.34 33.27	620
31	1	6	MAGNUSSON Maja	1992	CLB	0.88	30.09	1:03.62 33.53	1:38.02 34.40	2:13.03 35.01	583

LEGEND

Q Qualified for the next phase R.T. Reaction time

Timing & Data Handling by OMEGA



Results Summary

Synthèse des résultats

	Record	Name	NOC Code	Location	Date
WR	25.25	VAN DEN BURGH Cameron	RSA	Berlin (GER)	14 NOV 2009
WC	25.25	VAN DEN BURGH Cameron	RSA	Berlin (GER)	14 NOV 2009

Heats

Event No. 4

Rank	Heat	Lane	Name	Year of Birth	NOC Code	R.T.	Time	FINA Points
1	4	3	SNYDERS Glenn	1987	NZL	0.61	26.92	825 Q
2	4	4	HETLAND Aleksander	1982	NOR	0.64	27.14	805 Q
3	4	5	DORCH Jakob	1985	SWE	0.78	27.70	757 Q
4	2	5	OEN Alexander Dale	1985	NOR	0.65	27.74	754 Q
5	3	3	TOUR Niklas	1989	CLB	0.64	27.75	753 Q
6	3	4	KOCH Marco	1990	GER	0.69	27.78	750 Q
7	2	6	CHOI Kyuwoong	1990	KOR	0.68	28.13	723 Q
8	3	6	POZNIKOFF Andrew	1987	CAN	0.68	28.26	713 ?
8	4	6	BROWN Michael	1984	CAN	0.70	28.26	713 ?
10	2	4	KORNFELD Paul	1987	CAN	0.65	28.33	708
11	3	5	PROVORKOV Filipp	1988	EST	0.80	28.71	680
12	2	3	NAESS Sverre	1992	NOR	0.72	28.73	678
13	2	2	KÄRKI Johannes	1993	SWE	0.66	28.86	669
14	3	7	GALIC Toni	1989	CLB	0.69	29.29	640
15	4	1	SKAGIUS Johannes	1995	SWE	0.70	29.46	629
16	4	2	MOLNAR Akos	1987	HUN	0.73	29.66	616
16	4	7	PALOSAARI Robert	1992	CLB	0.66	29.66	616
18	3	2	FÜRST Andreas	1990	CLB	0.72	29.67	616
19	2	7	MORGAN Alexander	1996	CLB	0.66	29.97	598
20	3	1	JOHANSSON Christian	1988	CLB	0.75	30.23	582
21	2	1	HANSSON Joel Falk	1994	CLB	0.66	30.49	567
22	1	5	GOLTERMANN Janne	1989	CLB	0.66	31.31	524
23	4	8	GOMEZ Anton	1995	CLB	0.71	31.33	523
24	1	4	AL Shamsi Mohammed	1994	UAE	0.71	32.72	459
	1	3	TALEB Ben	1995	ALG		DNS	

LEGEND

? Involved in swim-off DNS Did not start Q Qualified for the next phase R.T. Reaction time

Timing & Data Handling by OMEGA



FINA/ARENA Swimming World Cup 2011

DUBAI STOCKHOLM MOSCOW BERLIN SINGAPORE BEIJING TOKYO

15-16 October 2011

Event 5
15 OCT 2011 - 09:21

Women's 100m Breaststroke
100m Brasse Femmes

Heats
Séries



Results Summary

Synthèse des résultats

	Record	Split	Name	NOC Code	Location	Date
WR	1:02.70	30.08	SONI Rebecca	USA	Manchester (GBR)	19 DEC 2009
WC	1:03.00	30.05	JONES Leisel	AUS	Berlin (GER)	14 NOV 2009

Heats Event No. 5

Rank	Heat	Lane	Name	Year of Birth	NOC Code	R.T.	50m	Time	FINA Points
1	2	4	JOHANSSON Jennie	1988	SWE	0.81	31.18	1:06.09 34.91	853 Q
2	1	4	FOSTER Sally	1985	AUS	0.77	31.91	1:07.12 35.21	815 Q
3	1	3	KIM Hye Jin	1994	KOR	0.73	31.66	1:07.24 35.58	810 Q
4	3	5	SUN Ye	1989	CHN	0.67	31.80	1:07.76 35.96	792 Q
5	3	4	HÖSTMAN Joline	1988	SWE	0.70	32.01	1:07.94 35.93	786 Q
6	2	5	WATANABE Kanako	1996	JPN	0.79	32.49	1:08.10 35.61	780 Q
7	3	6	JEONG Darae	1991	KOR	0.82	32.32	1:08.31 35.99	773 Q
8	1	5	STIBERG Katharina	1988	NOR	0.70	32.22	1:08.61 36.39	763 Q
9	2	3	MÅRTENSSON Elin	1993	SWE	0.68	33.18	1:09.13 35.95	746
10	1	6	NOVIKOVA Irina	1995	RUS	0.71	33.09	1:09.39 36.30	737
11	2	6	BACK Su Yeon	1991	KOR	0.80	33.16	1:10.00 36.84	718
12	3	3	ERIKSSON Jessica	1993	CLB	0.75	32.80	1:10.25 37.45	710
13	2	7	DAHLBERG Jonna	1995	SWE	0.67	33.77	1:11.96 38.19	661
14	1	7	WESTERLUND Lina	1995	CLB	0.73	33.92	1:12.16 38.24	656
15	3	7	BENGTSSON Andrea	1991	CLB	0.74	33.77	1:12.19 38.42	655
16	3	2	KUMLAD Helena	1987	CLB	0.86	33.95	1:12.59 38.64	644
17	1	2	WESTMAN Malin	1995	SWE	0.70	34.03	1:12.75 38.72	640
18	1	1	NORRMAN Vendela	1995	CLB	0.79	34.78	1:13.37 38.59	624
19	2	2	SANDGREN Ulrica	1994	CLB	0.69	34.73	1:13.50 38.77	620
20	3	8	BYGDEMAN Ulrika	1993	CLB	0.67	34.21	1:14.39 40.18	598
21	2	1	OTTOSSON-BIXO Sara	1995	SWE	0.83	35.23	1:14.43 39.20	597
22	2	8	NORDIN Carolina	1987	CLB	0.70	34.74	1:14.70 39.96	591
23	3	1	JOHANSSON Emelie	1996	CLB	0.71	35.62	1:16.08 40.46	559

LEGEND

Q Qualified for the next phase R.T. Reaction time

Timing & Data Handling by OMEGA





FINA/ARENA Swimming World Cup 2011

DUBAI STOCKHOLM MOSCOW BERLIN SINGAPORE BEIJING TOKYO

15-16 October 2011



Event 6

15 OCT 2011 - 09:30

Men's 400m Individual Medley
400m 4-Nages Hommes

Slowest Heat(s)
Série(s) lente(s)

Results Summary

Synthèse des résultats

	Record	Splits	Name	NOC Code	Location	Date
WR	3:55.50	54.62 1:53.73	3:01.14 LOCHTE Ryan	USA	Dubai (UAE)	16 DEC 2010
WC	4:00.63	55.65 1:55.57	3:03.41 PEREIRA Thiago	BRA	Berlin (GER)	17 NOV 2007

Event No. 6

Rank	Heat	Lane	Name	Year of Birth	NOC Code	R.T.	Time	FINA Points
1	1	5	COLEMAN Lenis	1992	GBR	0.79	4:23.35	715
	50m 26.89	100m 58.99	150m 1:32.96	200m 2:07.68	250m 2:42.67	300m 3:20.16	350m 3:52.56	
		32.10	33.97	34.72	34.99	37.49	32.40	30.79
2	1	4	KANTH Linus	1991	CLB	0.75	4:28.30	676
	50m 28.45	100m 1:00.37	150m 1:34.84	200m 2:08.31	250m 2:45.91	300m 3:24.72	350m 3:57.05	
		31.92	34.47	33.47	37.60	38.81	32.33	31.25
3	1	3	VALENTE Miguel	1993	BRA	0.70	4:30.63	658
	50m 27.60	100m 1:00.24	150m 1:35.10	200m 2:09.38	250m 2:46.48	300m 3:26.54	350m 3:59.22	
		32.64	34.86	34.28	37.10	40.06	32.68	31.41
4	1	6	PAULSSON Adam	1995	CLB	0.76	4:35.06	627
	50m 29.28	100m 1:02.97	150m 1:39.13	200m 2:14.27	250m 2:52.35	300m 3:31.29	350m 4:03.94	
		33.69	36.16	35.14	38.08	38.94	32.65	31.12
5	1	7	ERIKSSON Gusten	1994	CLB	0.73	4:38.14	606
	50m 29.46	100m 1:03.19	150m 1:39.33	200m 2:14.35	250m 2:55.79	300m 3:37.00	350m 4:08.68	
		33.73	36.14	35.02	41.44	41.21	31.68	29.46
6	1	2	GUDJONSSON Karl-Fredrik	1993	CLB	0.76	4:38.31	605
	50m 29.50	100m 1:03.55	150m 1:41.19	200m 2:17.30	250m 2:54.77	300m 3:33.33	350m 4:06.52	
		34.05	37.64	36.11	37.47	38.56	33.19	31.79

LEGEND

R.T. Reaction time

Timing & Data Handling by OMEGA



Results Summary

Synthèse des résultats

	Record	Split	Name	NOC Code	Location	Date
WR	55.05	25.49	BUI DUYET Diane	FRA	Istanbul (TUR)	12 DEC 2009
WC	55.46	26.05	GALVEZ Felicity	AUS	Stockholm (SWE)	10 NOV 2009

Heats Event No. 7

Rank	Heat	Lane	Name	Year of Birth	NOC Code	R.T.	50m	Time	FINA Points
1	3	4	ALSHAMMAR Therese	1977	SWE	0.66	26.37	57.18 30.81	892 Q
2	2	4	LU Ying	1989	CHN	0.71	27.31	58.26 30.95	843 Q
3	1	4	SJÖSTRÖM Sarah	1993	SWE	0.73	27.48	58.35 30.87	839 Q
4	1	5	GRANSTRÖM Martina	1991	SWE	0.71	27.90	58.78 30.88	821 Q
5	3	5	SNILDAL Ingvild	1988	NOR	0.76	27.88	59.14 31.26	806 Q
6	1	3	MICHALAK Theresa	1992	GER	0.67	27.65	59.26 31.61	801 Q
7	2	5	GRANLUND Petra	1987	SWE	0.63	28.11	59.71 31.60	783 Q
8	2	3	GONG Jie	1991	CHN	0.86	28.33	59.81 31.48	779 Q
9	3	6	UGOLKOVA Maria	1989	RUS	0.71	27.87	59.88 32.01	777
10	2	6	CHOI Hye Ra	1991	KOR	0.85	28.41	59.97 31.56	773
11	1	6	SCHREIBER Daniela	1989	GER	0.88	27.99	1:00.76 32.77	743
12	2	2	HANSSON Louise	1996	SWE	0.74	28.28	1:00.79 32.51	742
13	2	7	ROSENQUIST Ebba	1989	CLB	0.76	28.49	1:01.09 32.60	731
14	3	3	JAKABOS Zjuzsanna	1989	HUN	0.72	28.16	1:01.16 33.00	729
15	3	2	VAN Landeghem Chantal	1994	CAN	0.70	28.45	1:01.53 33.08	716
16	1	7	BERTRAND Céline	1995	SWE	0.74	28.52	1:01.75 33.23	708
17	1	2	GUZHENKOVA Anastasia	1997	RUS	0.84	29.26	1:02.45 33.19	684
18	2	1	HIPPI Jaqueline	1996	SWE	0.77	29.45	1:04.15 34.70	631
19	3	7	ÖHGREN Sanna	1991	CLB	0.80	30.58	1:05.19 34.61	602
20	1	1	KARELL Emma	1994	CLB	0.78	30.64	1:05.62 34.98	590
21	3	8	BARON Linda	1995	SWE	0.74	30.72	1:06.04 35.32	579
22	2	8	ANDERSSON Ekström Caroline	1994	CLB	0.75	31.06	1:07.15 36.09	550
23	3	1	UUSARO Alexandra	1995	CLB	0.77	30.91	1:07.86 36.95	533

LEGEND

Q Qualified for the next phase R.T. Reaction time

Timing & Data Handling by OMEGA



FINA/ARENA Swimming World Cup 2011

DUBAI STOCKHOLM MOSCOW BERLIN SINGAPORE BEIJING TOKYO

15-16 October 2011

Event 8

15 OCT 2011 - 09:46

Men's 100m Backstroke
100m Dos Hommes

Heats
Séries



Results Summary

Synthèse des résultats

	Record	Split	Name	NOC Code	Location	Date
WR	48.94	23.37	THOMAN Nicholas	USA	Manchester (GBR)	18 DEC 2009
WC	49.29	23.27	MARSHALL Peter	USA	Stockholm (SWE)	10 NOV 2009

Heats Event No. 8

Rank	Heat	Lane	Name	Year of Birth	NOC Code	R.T.	50m	Time	FINA Points
1	3	5	TO Kenneth	1992	AUS	0.62	25.06	53.73 28.67	755 Q
2	3	4	SOLLI Lavrans	1992	NOR	0.62	26.34	54.33 27.99	730 Q
3	3	3	CARLSSON Mattias	1990	SWE	0.63	26.92	54.89 27.97	708 Q
4	2	5	LANG Flori	1983	SUI	0.68	26.67	55.22 28.55	696 Q
5	4	6	HOLMBERG Sebastian	1991	CLB	0.68	26.44	55.26 28.82	694 Q
6	2	2	GREGORY David	1992	GBR	0.70	27.02	55.29 28.27	693 Q
7	4	5	BORIN Niklas	1989	CLB	0.51	26.69	55.43 28.74	688 Q
8	4	2	RENHOLM Pontus	1986	CLB	0.55	26.81	55.47 28.66	686 Q
9	2	4	RÄUFTLIN Lukas	1989	SUI	0.78	27.05	55.56 28.51	683
10	3	6	NYSTRÖM Alexander	1990	CLB	0.66	26.89	56.14 29.25	662
10	4	3	SUNDIN Konstantin	1987	CLB	0.73	27.20	56.14 28.94	662
12	2	7	DOVGALYUK Mikhail	1995	RUS	0.69	27.16	56.17 29.01	661
13	4	4	O'NEILL Donal	1980	IRL	0.54	26.68	56.22 29.54	659
14	2	3	NILSSON Martin	1993	SWE	0.68	27.52	56.53 29.01	648
15	3	7	PETTERSSON Axel	1995	CLB	0.58	27.50	56.68 29.18	643
16	4	7	PALMQVIST Pontus	1991	CLB	0.60	27.16	57.02 29.86	632
17	3	2	JAKUPSSON Magnus	1994	FAR	0.67	27.90	57.32 29.42	622
18	3	8	BERGMAN Fabian	1994	CLB	0.68	28.51	58.70 30.19	579
19	2	1	KARLSSON Adam	1994	CLB	0.54	28.08	58.93 30.85	572
20	3	1	BÄLTER Samuel	1991	CLB	0.62	28.38	59.21 30.83	564
21	4	8	KARLSSON Tobias	1991	CLB	0.64	28.33	59.27 30.94	562
22	4	1	DE PAULA Giovane	1993	BRA	0.63	28.61	59.49 30.88	556
23	1	4	JOHANSSON Oskar	1993	CLB	0.66	28.76	59.79 31.03	548
24	1	3	UHLIN Joakim	1994	CLB	0.79	30.26	1:01.79 31.53	496
25	1	5	ANESTEN Arwid	1995	CLB	0.67	30.36	1:02.41 32.05	482

Timing & Data Handling by OMEGA





FINA/ARENA Swimming World Cup 2011

DUBAI  STOCKHOLM  MOSCOW  BERLIN  SINGAPORE  BEIJING  TOKYO

15-16 October 2011

Event 8

15 OCT 2011 - 09:46

Men's 100m Backstroke
100m Dos Hommes

Heats
Séries



Heats Event No. 8

Rank	Heat	Lane	Name	Year of Birth	NOC Code	R.T.	50m	Time	FINA Points
	2	6	KAWECKI Radoslaw	1991	POL				DNS

LEGEND

DNS Did not start Q Qualified for the next phase R.T. Reaction time

Timing & Data Handling by OMEGA



Event 9

15 OCT 2011 - 09:57

Women's 50m Backstroke

50m Dos Femmes

Heats

Séries

Results Summary

Synthèse des résultats

	Record	Name	NOC Code	Location	Date
WR	25.70	JOVANOVIĆ Sanja	CRO	Istanbul (TUR)	12 DEC 2009
WC	25.82	ZHAO Jing	CHN	Stockholm (SWE)	10 NOV 2009

Heats

Event No. 9

Rank	Heat	Lane	Name	Year of Birth	NOC Code	R.T.	Time	FINA Points
1	3	4	GOH Rachel	1986	AUS	0.62	27.03	859 Q
2	2	4	HOCKING Belinda	1990	AUS	0.62	27.24	839 Q
3	1	4	KURAS Magdalena	1988	CLB	0.62	27.78	791 Q
4	3	5	WATANABE Kanako	1996	JPN	0.57	28.70	718 Q
5	3	3	GABRILO Ivana	1984	SUI	0.65	28.77	712 Q
6	2	3	SUNDIN Natasha	1990	CLB	0.79	28.83	708 Q
7	3	6	LINDBORG Ida	1994	CLB	0.66	29.16	684 Q
8	3	1	ERIKSSON Jessica	1995	CLB	0.55	29.31	674 Q
9	1	6	OLSSON Linnéa	1994	CLB	0.73	29.40	667
10	3	2	ERIKSSON Linda	1991	CLB	0.58	29.41	667
11	1	3	HAFSTRÖM Sandra	1991	CLB	0.73	29.44	665
12	3	7	NORD Therese	1993	CLB	0.66	29.55	657
13	2	2	ALLBERG Jessica	1995	CLB	0.69	29.65	651
14	2	5	COONEY Aisling	1990	IRL	0.71	29.70	647
15	2	1	CARLÉN Erika	1994	CLB	0.67	29.75	644
16	1	2	PETTERSSON Johanna	1992	CLB	0.79	29.78	642
17	2	6	DEBES Birita	1995	FAR	0.70	29.88	636
18	1	7	BJÖRLYKKE Veronica	1994	NOR	0.76	30.09	623
19	2	7	KREMER Paige	1996	CAN	0.66	30.40	604
20	3	8	LINDQUIST Camilla	1993	CLB	0.66	30.55	595
21	1	1	AUSTIN Gabriella	1995	NZL	0.62	30.76	583
22	1	5	SNODGRASS Brooklynn	1994	CAN	1.51	30.97	571
23	2	8	ANGBERG Matilda	1990	CLB	0.78	31.48	544

LEGEND

Q Qualified for the next phase

R.T. Reaction time

Timing & Data Handling by OMEGA



FINA/ARENA Swimming World Cup 2011

DUBAI STOCKHOLM MOSCOW BERLIN SINGAPORE BEIJING TOKYO

15-16 October 2011

Event 10

15 OCT 2011 - 10:04

Men's 200m Butterfly
200m Papillon Hommes

Heats
Séries



Results Summary

Synthèse des résultats

	Record	Splits			Name	NOC Code	Location	Date
WR	1:49.11	24.80	53.43	1:20.24	ALMEIDA Kaio	BRA	Stockholm (SWE)	10 NOV 2009
WC	1:49.11	24.80	53.43	1:20.24	ALMEIDA Kaio	BRA	Stockholm (SWE)	10 NOV 2009

Heats

Event No. 10

Rank	Heat	Lane	Name	Year of Birth	NOC Code	R.T.	50m	100m	150m	Time	FINA Points
1	3	4	SANO Hidemasa	1984	JPN	0.65	25.70	54.68	1:23.89	1:53.70	883 Q
2	3	5	SJÖDIN Simon	1986	SWE	0.69	25.64	54.62	1:24.66	1:56.19	828 Q
3	3	3	KORZENIOWSKI Pawel	1985	POL	0.76	26.35	55.67	1:25.87	1:56.72	816 Q
4	1	3	STJEPANOVIC Velimir	1993	SRB	0.63	26.54	56.47	1:26.56	1:57.31	804 Q
5	2	4	LE Clos Chad	1992	RSA	0.74	26.73	56.81	1:27.01	1:57.41	802 Q
6	2	5	VERRASZTO David	1988	HUN	0.76	26.77	56.47	1:26.97	1:57.69	796 Q
7	1	4	SALATTA Lucas	1987	BRA	0.66	26.95	57.54	1:27.57	1:57.95	791 Q
8	2	6	CHANG Gyu Cheol	1992	KOR	0.66	25.91	55.73	1:27.29	1:59.07	769 Q
9	3	6	LIESS Alexandre	1991	SUI	0.67	26.30	56.62	1:28.07	1:59.61	759
10	2	3	OLIVEIRA Marcos	1989	BRA	0.77	27.50	58.77	1:29.37	2:00.34	745
11	1	2	TIMM Braxston	1992	GBR	0.64	26.33	56.33	1:27.45	2:00.59	740
12	1	5	FIM Leonardo	1986	BRA	0.76	26.56	56.77	1:28.29	2:01.05	732
13	1	6	JOHNSON Matthew	1995	GBR	0.70	27.54	58.44	1:30.11	2:01.49	724
14	3	2	JONSSON Jesper	1993	SWE	0.75	27.37	58.39	1:30.16	2:02.88	700
15	2	2	BJÖRK Viktor	1992	CLB	0.70	27.83	59.46	1:31.43	2:04.47	673
16	3	7	EDLUND Andreas	1989	CLB	0.65	27.94	59.55	1:33.07	2:07.21	631
17	2	7	LINDBORG Kalle	1994	CLB	0.69	28.38	1:01.20	1:35.40	2:10.47	584

LEGEND

Q Qualified for the next phase R.T. Reaction time

Timing & Data Handling by OMEGA





FINA/ARENA Swimming World Cup 2011

DUBAI STOCKHOLM MOSCOW BERLIN SINGAPORE BEIJING TOKYO

15-16 October 2011

Event 11

15 OCT 2011 - 10:16

Women's 200m Individual Medley
200m 4-Nages Femmes

Heats
Séries



Results Summary

Synthèse des résultats

	Record	Splits			Name	NOC Code	Location	Date
WR	2:04.60	27.22	58.60	1:34.54	SMIT Julia	USA	Manchester (GBR)	19 DEC 2009
WC	2:06.01	27.88	59.96	1:36.81	VERRASZTO Evelyn	HUN	Moscow (RUS)	6 NOV 2009

Heats

Event No. 11

Rank	Heat	Lane	Name	Year of Birth	NOC Code	R.T.	50m	100m	150m	Time	FINA Points
1	1	4	MORNINGSTAR Erica	1989	CAN	0.80	28.83	1:01.84 33.01	1:38.54 36.70	2:10.41 31.87	872 Q
2	3	5	KATO Izumi	1990	JPN	0.71	29.20	1:02.96 33.76	1:39.35 36.39	2:10.53 31.18	869 Q
3	3	4	VERRASZTO Evelyn	1989	HUN	0.74	29.10	1:02.14 33.04	1:41.05 38.91	2:11.11 30.06	858 Q
4	2	4	MICHALAK Theresa	1992	GER	0.66	28.11	1:01.19 33.08	1:39.56 38.37	2:11.67 32.11	847 Q
5	2	3	CHOI Hye Ra	1991	KOR	0.82	28.48	1:01.30 32.82	1:40.89 39.59	2:12.09 31.20	839 Q
6	3	6	KIM Seo Yeong	1994	KOR	0.80	28.77	1:01.76 32.99	1:40.78 39.02	2:12.14 31.36	838 Q
7	2	5	THYDÉN Sara	1989	SWE	0.71	29.17	1:02.29 33.12	1:40.68 38.39	2:12.42 31.74	833 Q
8	1	5	SANDIN Ida	1985	SWE	0.71	29.15	1:02.63 33.48	1:40.64 38.01	2:12.65 32.01	828 Q
9	1	3	MARKO VARGA Ida	1985	SWE	0.69	28.94	1:02.53 33.59	1:42.00 39.47	2:13.12 31.12	820
10	3	3	JAKABOS Zsuzsanna	1989	HUN	0.73	28.77	1:02.17 33.40	1:41.23 39.06	2:13.49 32.26	813
11	2	6	SPENCER Lucy	1993	GBR	0.76	29.55	1:03.59 34.04	1:43.24 39.65	2:14.77 31.53	790
12	3	7	UGOLKOVA Maria	1989	RUS	0.69	29.25	1:03.13 33.88	1:42.92 39.79	2:15.60 32.68	775
13	3	2	KIM Hye Jin	1994	KOR	0.71	30.34	1:06.75 36.41	1:46.24 39.49	2:19.43 33.19	713
14	1	7	SIWICKI Breanne	1995	CAN	0.73	30.89	1:05.86 34.97	1:47.48 41.62	2:19.88 32.40	706
15	1	2	ANDERSSON Beatrice	1989	CLB	0.79	30.01	1:04.94 34.93	1:47.01 42.07	2:20.47 33.46	697
16	3	1	DAHLBERG Jonna	1995	SWE	0.66	30.60	1:07.45 36.85	1:48.55 41.10	2:21.42 32.87	683
17	1	6	SALOMONSSON Nadja	1992	CLB	0.70	29.65	1:06.18 36.53	1:47.12 40.94	2:21.57 34.45	681
18	2	2	EKSTRÖM Vilma	1994	CLB	0.77	30.66	1:07.96 37.30	1:48.94 40.98	2:22.71 33.77	665
19	2	7	ÖHGREN Sanna	1991	CLB	0.82	31.18	1:08.40 37.22	1:51.66 43.26	2:24.35 32.69	643

LEGEND

Q Qualified for the next phase R.T. Reaction time

Timing & Data Handling by OMEGA





FINA/ARENA Swimming World Cup 2011

DUBAI STOCKHOLM MOSCOW BERLIN SINGAPORE BEIJING TOKYO

15-16 October 2011

Event 12

15 OCT 2011 - 10:29

Men's 400m Freestyle
400m Nage Libre Hommes

Heats
Séries



Results Summary

Synthèse des résultats

	Record	Splits		Name	NOC Code	Location	Date
WR	3:32.77	52.62	1:46.68	2:40.65	BIEDERMANN Paul	GER Berlin (GER)	14 NOV 2009
WC	3:32.77	52.62	1:46.68	2:40.65	BIEDERMANN Paul	GER Berlin (GER)	14 NOV 2009

Heats

Event No. 12

Rank	Heat	Lane	Name	Year of Birth	NOC Code	R.T.	Time	FINA Points
1	2	5	SORAK Stefan	1992	SRB	0.70	3:48.62	806 Q
	50m	26.26	100m 54.75	150m 1:23.55	200m 1:52.74	250m 2:21.89	300m 2:51.21	350m 3:20.15
					29.19	29.15	29.32	28.94
								28.47
2	3	4	JOENSEN Pal	1990	FAR	0.72	3:49.11	800 Q
	50m	26.54	100m 55.01	150m 1:24.07	200m 1:53.47	250m 2:23.06	300m 2:52.44	350m 3:21.92
					29.40	29.59	29.38	29.48
								27.19
3	4	4	BIEDERMANN Paul	1986	GER	0.81	3:50.33	788 Q
	50m	26.88	100m 55.45	150m 1:24.47	200m 1:53.98	250m 2:23.47	300m 2:53.03	350m 3:22.51
					29.51	29.49	29.56	29.48
								27.82
4	2	4	ZHANG Zhongchao	1989	CHN	0.71	3:50.90	782 Q
	50m	25.87	100m 54.24	150m 1:23.33	200m 1:52.95	250m 2:22.26	300m 2:51.80	350m 3:21.06
					29.62	29.31	29.54	29.26
								29.84
5	3	5	STJEPANOVIC Velimir	1993	SRB	0.65	3:51.53	776 Q
	50m	26.98	100m 55.79	150m 1:25.04	200m 1:54.63	250m 2:24.29	300m 2:53.74	350m 3:23.05
					29.59	29.66	29.45	29.31
								28.48
6	4	2	OLIVEIRA Marcos	1989	BRA	0.76	3:52.57	765 Q
	50m	27.80	100m 57.60	150m 1:27.09	200m 1:56.64	250m 2:26.36	300m 2:55.70	350m 3:24.53
					29.55	29.72	29.34	28.83
								28.04
7	4	6	SUNTER Thomas	1992	GBR	0.76	3:53.02	761 Q
	50m	26.91	100m 55.87	150m 1:25.48	200m 1:55.14	250m 2:24.68	300m 2:54.24	350m 3:24.12
					29.66	29.54	29.56	29.88
								28.90
8	4	3	LEJDSTRÖM Gustav Åberg	1992	CLB	0.75	3:53.03	761 Q
	50m	26.85	100m 55.58	150m 1:24.99	200m 1:54.46	250m 2:23.99	300m 2:53.67	350m 3:23.60
					29.47	29.53	29.68	29.93
								29.43
9	2	6	MEEGAN Andrew	1990	IRL	0.69	3:54.33	748
	50m	26.80	100m 56.53	150m 1:26.72	200m 1:57.05	250m 2:26.70	300m 2:56.44	350m 3:26.39
					30.33	29.65	29.74	29.95
								27.94
10	3	2	FENG Zhimim	1989	CHN	0.71	3:54.37	748
	50m	26.53	100m 55.28	150m 1:24.43	200m 1:54.02	250m 2:23.69	300m 2:53.87	350m 3:24.44
					29.59	29.67	30.18	30.57
								29.93
11	2	3	EKSTRÖM Oscar	1994	SWE	0.69	3:54.70	745
	50m	27.04	100m 56.57	150m 1:26.62	200m 1:56.73	250m 2:26.30	300m 2:55.86	350m 3:25.25
					30.11	29.57	29.56	29.39
								29.45
12	3	3	CARLSSON Mattias	1990	SWE	0.81	3:56.96	723
	50m	27.34	100m 56.66	150m 1:26.65	200m 1:57.22	250m 2:27.44	300m 2:57.59	350m 3:27.57
					30.57	30.22	30.15	29.98
								29.39
13	3	6	WESTERGREN Mats	1994	SWE	0.75	3:57.62	717
	50m	27.79	100m 58.11	150m 1:28.21	200m 1:58.62	250m 2:29.05	300m 2:59.18	350m 3:28.68
					30.41	30.43	30.13	29.50
								28.94
14	4	5	RIVERA Miranda Marcos	1983	ESP	0.74	3:58.43	710
	50m	27.06	100m 56.35	150m 1:26.33	200m 1:56.84	250m 2:27.63	300m 2:58.82	350m 3:29.00
					30.51	30.79	31.19	30.18
								29.43
15	2	2	PAULSSON Adam	1995	CLB	0.78	3:58.71	708
	50m	27.59	100m 57.61	150m 1:27.84	200m 1:57.84	250m 2:27.70	300m 2:58.32	350m 3:28.89
					30.00	29.86	30.62	30.57
								29.82
16	4	7	ANDERSSON Anton	1993	SWE	0.84	4:01.64	682
	50m	27.98	100m 57.86	150m 1:28.46	200m 1:58.94	250m 2:29.82	300m 3:00.59	350m 3:31.37
					30.48	30.88	30.77	30.78
								30.27
17	2	7	MORTENSEN Oii	1996	FAR	0.69	4:07.04	638
	50m	28.14	100m 58.76	150m 1:29.78	200m 2:01.07	250m 2:32.61	300m 3:04.89	350m 3:36.79
					31.29	31.54	32.28	31.90
								30.25
18	4	8	HILDESSON Johan	1992	CLB	0.73	4:08.44	628
	50m	27.80	100m 58.50	150m 1:30.10	200m 2:01.98	250m 2:34.32	300m 3:06.80	350m 3:38.32
					31.88	32.34	32.48	31.52
								30.12

Timing & Data Handling by OMEGA



Heats

Event No. 12

Rank	Heat	Lane	Name	Year of Birth	NOC Code	R.T.	Time	FINA Points	
19	3	7	ERIKSSON Gusten	1994	CLB	0.74	4:09.35	621	
	50m	28.91	100m 1:00.29 31.38	150m 1:31.99 31.70	200m 2:03.90 31.91	250m 2:35.66 31.76	300m 3:07.60 31.94	350m 3:38.79 31.19	30.56
20	1	4	WIDÉN Johan	1986	CLB	0.73	4:12.83	595	
	50m	27.79	100m 58.70 30.91	150m 1:30.34 31.64	200m 2:02.29 31.95	250m 2:34.66 32.37	300m 3:07.66 33.00	350m 3:40.57 32.91	32.26
21	2	1	NG Mattias	1993	SIN	0.62	4:13.34	592	
	50m	27.99	100m 59.05 31.06	150m 1:31.00 31.95	200m 2:03.54 32.54	250m 2:36.46 32.92	300m 3:08.92 32.46	350m 3:42.09 33.17	31.25
22	4	1	JOHANNESSON Adrian	1995	CLB	0.84	4:13.35	592	
	50m	27.93	100m 58.77 30.84	150m 1:30.44 31.67	200m 2:02.95 32.51	250m 2:35.91 32.96	300m 3:08.54 32.63	350m 3:41.83 33.29	31.52
23	1	5	BERGGREN Alexander	1994	CLB	0.74	4:17.51	564	
	50m	28.34	100m 59.82 31.48	150m 1:32.27 32.45	200m 2:04.61 32.34	250m 2:37.47 32.86	300m 3:11.02 33.55	350m 3:44.93 33.91	32.58
24	3	1	SCHÖN Svensson Adam	1991	CLB	0.77	4:19.83	549	
	50m	28.15	100m 1:00.59 32.44	150m 1:34.02 33.43	200m 2:06.96 32.94	250m 2:40.04 33.08	300m 3:14.42 34.38	350m 3:47.49 33.07	32.34
25	1	3	TALEB Ben	1995	ALG	0.72	4:22.17	534	
	50m	28.91	100m 1:00.75 31.84	150m 1:33.57 32.82	200m 2:07.02 33.45	250m 2:41.23 34.21	300m 3:14.89 33.66	350m 3:49.19 34.30	32.98

LEGEND

Q Qualified for the next phase R.T. Reaction time

Timing & Data Handling by OMEGA

Results Summary

Synthèse des résultats

	Record	Name	NOC Code	Location	Date
WR	23.25	VELDHUIS Marleen	NED	Manchester (GBR)	13 APR 2008
WC	23.27	ALSHAMMAR Therese	SWE	Singapore (SIN)	21 NOV 2009

Heats

Event No. 13

Rank	Heat	Lane	Name	Year of Birth	NOC Code	R.T.	Time	FINA Points
1	5	4	ALSHAMMAR Therese	1977	SWE	0.63	24.24	882 Q
2	5	5	BAINBRIDGE Angie	1989	AUS	0.72	24.77	826 Q
3	4	4	VAN Landeghem Chantal	1994	CAN	0.72	25.00	804 Q
4	5	3	COLEMAN Michelle	1993	SWE	0.74	25.12	792 Q
5	3	4	VILSHED Claire	1980	CLB	0.75	25.23	782 Q
6	3	5	FOSTER Sally	1985	AUS	0.76	25.24	781 Q
7	5	6	KURAS Magdalena	1988	CLB	0.76	25.27	778 Q
8	3	3	ZHENG Yifei	1992	CHN	0.79	25.37	769 Q
9	3	2	LINDBORG Nathalie	1991	SWE	0.72	25.46	761
10	4	5	KOLUKANOVA Jana	1981	EST	0.74	25.56	752
11	5	7	LINDKVIST Josefin	1993	CLB	0.70	25.57	751
12	4	3	TURNER Rebecca	1992	GBR	0.62	26.00	715
13	5	2	KREMER Paige	1996	CAN	0.72	26.15	702
14	4	6	HANSSON Louise	1996	SWE	0.79	26.27	693
15	4	2	CARLÉN Erika	1994	CLB	0.75	26.30	690
16	4	1	LAJUNEN Laura	1992	FIN	0.66	26.32	689
17	3	1	EKSTRAND Malin	1991	CLB	0.69	26.50	675
18	3	7	OLSSON Linnéa	1994	CLB	0.67	26.56	670
19	4	8	ÅHLSTRÖM Matilda	1991	CLB	0.69	26.62	666
20	2	2	NORD Therese	1993	CLB	0.72	26.75	656
21	4	7	DOLLMAYER Wanda	1996	SWE	0.78	26.76	655
22	2	4	LEWIN Marlene Pavlu	1997	CLB	0.72	26.85	649
23	3	8	BIELICZ Linnéa	1994	CLB	0.69	27.08	632
23	5	1	MORTENSEN Gudrun	1997	FAR	0.66	27.08	632
25	2	5	HIPPI Jaqueline	1996	SWE	0.70	27.20	624
26	5	8	DEBES Birita	1995	FAR	0.73	27.30	617
27	1	4	ALLBERG Jessica	1995	CLB	0.72	27.51	603
28	2	6	AUSTIN Gabriella	1995	NZL	0.72	27.62	596
29	2	7	TSENG Rachel	1998	SIN	0.68	27.63	595
30	2	8	LUNUSJKIN Maria	1993	CLB	0.75	27.69	591
31	2	1	MAGNUSSON Maja	1992	CLB	0.77	27.74	588
32	1	5	SCHWARTZ Jennifer	1994	CLB	0.80	27.97	574
33	2	3	LARSSON Philippa	1989	CLB	0.71	28.00	572
34	1	3	BYGDEMAN Ulrika	1993	CLB	0.75	28.83	524
	3	6	GABRILO Ivana	1984	SUI		DNS	

LEGEND

DNS Did not start

Q Qualified for the next phase

R.T. Reaction time

Timing & Data Handling by OMEGA



FINA/ARENA Swimming World Cup 2011

DUBAI STOCKHOLM MOSCOW BERLIN SINGAPORE BEIJING TOKYO

15-16 October 2011

Event 14

15 OCT 2011 - 11:03

Men's 200m Breaststroke
200m Brasse Hommes

Heats
Séries



Results Summary

Synthèse des résultats

	Record	Splits			Name	NOC Code	Location	Date
WR	2:00.67	27.74	58.46	1:29.33	GYURTA Daniel	HUN	Istanbul (TUR)	13 DEC 2009
WC	2:02.56	27.32	58.26	1:29.95	VERSFELD Neil	RSA	Berlin (GER)	14 NOV 2009

Heats

Event No. 14

Rank	Heat	Lane	Name	Year of Birth	NOC Code	R.T.	50m	100m	150m	Time	FINA Points
1	3	5	KOCH Marco	1990	GER	0.73	29.42	1:01.69 32.27	1:34.61 32.92	2:07.30	851 Q
2	3	4	OTSUKA Kazuki	1988	JPN	0.65	29.44	1:01.73 32.29	1:34.72 32.99	2:07.44	848 Q
3	2	2	SNYDERS Glenn	1987	NZL	0.64	29.52	1:02.95 33.43	1:36.26 33.31	2:09.64	806 Q
4	4	4	TOMITA Naoya	1989	JPN	0.62	28.82	1:00.99 32.17	1:35.43 34.44	2:09.92	801 Q
5	4	5	BROWN Michael	1984	CAN	0.74	29.90	1:02.74 32.84	1:36.06 33.32	2:10.08	798 Q
6	4	6	KIRTON James	1985	GBR	0.77	29.32	1:02.72 33.40	1:36.80 34.08	2:10.74	786 Q
7	2	4	MOLNAR Akos	1987	HUN	0.72	30.54	1:04.05 33.51	1:37.95 33.90	2:11.68	769 Q
8	2	3	POZNIKOFF Andrew	1987	CAN	0.69	29.91	1:03.83 33.92	1:37.53 33.70	2:11.88	766 Q
9	3	6	DALE OEN Alexander	1985	NOR	0.68	29.41	1:02.53 33.12	1:36.78 34.25	2:12.32	758
10	2	5	KORNFELD Paul	1987	CAN	0.70	30.35	1:04.44 34.09	1:38.36 33.92	2:12.45	756
11	3	7	PETROS Katsampanis	1992	GRE	0.81	30.02	1:03.44 33.42	1:38.40 34.96	2:13.85	732
12	4	3	CHOI Kyuwoong	1990	KOR	0.68	29.90	1:03.92 34.02	1:38.69 34.77	2:14.12	728
13	2	6	DORCH Jakob	1985	SWE	0.82	29.70	1:04.63 34.93	1:38.97 34.34	2:15.20	710
14	3	3	NUGENT Sean	1985	CAN	0.74	30.26	1:04.16 33.90	1:39.46 35.30	2:15.72	702
15	3	2	PERSSON Erik	1994	SWE	0.75	30.60	1:04.79 34.19	1:40.22 35.43	2:16.54	690
16	4	2	NAESS Sverre	1992	NOR	0.71	31.08	1:06.11 35.03	1:42.13 36.02	2:17.74	672
17	4	1	KÄRKI Johannes	1993	SWE	0.66	31.83	1:07.13 35.30	1:42.79 35.66	2:17.83	671
18	2	7	FÜRST Andreas	1990	CLB	0.73	31.51	1:06.39 34.88	1:42.27 35.88	2:18.41	662
19	1	4	DOVGALYUK Mikhail	1995	RUS	0.80	32.15	1:07.39 35.24	1:42.60 35.21	2:18.90	655
20	1	3	GALIC Toni	1989	CLB	0.71	30.48	1:05.23 34.75	1:41.78 36.55	2:19.06	653
21	4	7	PALOSAARI Robert	1992	CLB	0.70	31.70	1:06.83 35.13	1:42.44 35.61	2:19.14	652
22	2	1	GUDJONSSON Karl-Fredrik	1993	CLB	0.75	31.71	1:07.55 35.84	1:44.28 36.73	2:21.84	615
23	4	8	SKAGIUS Johannes	1995	SWE	0.75	32.31	1:08.96 36.65	1:45.91 36.95	2:23.58	593
24	3	8	JOHANSSON Christian	1988	CLB	0.74	32.71	1:09.27 36.56	1:46.51 37.24	2:24.00	588
25	3	1	VALENTE Miguel	1993	BRA	0.73	32.26	1:08.77 36.51	1:45.98 37.21	2:24.20	586

Timing & Data Handling by OMEGA





FINA/ARENA Swimming World Cup 2011

DUBAI STOCKHOLM MOSCOW BERLIN SINGAPORE BEIJING TOKYO

15-16 October 2011

Event 14

15 OCT 2011 - 11:03

Men's 200m Breaststroke
200m Brasse Hommes

Heats
Séries



Heats

Event No. 14

Rank	Heat	Lane	Name	Year of Birth	NOC Code	R.T.	50m	100m	150m	Time	FINA Points
26	1	5	MCPHEAT Lachlan	1994	CLB	0.67	32.16	1:08.91 36.75	1:46.62 37.71	2:25.48 38.86	570

LEGEND

Q Qualified for the next phase R.T. Reaction time

Timing & Data Handling by OMEGA





FINA/ARENA Swimming World Cup 2011

DUBAI STOCKHOLM MOSCOW BERLIN SINGAPORE BEIJING TOKYO

15-16 October 2011

Event 15

15 OCT 2011 - 11:20

Men's 100m Individual Medley

100m 4-Nages Hommes

Heats
Séries



Results Summary

Synthèse des résultats

	Record	Split	Name	NOC Code	Location	Date
WR	50.76	22.66	MANKOC Peter	SLO	Istanbul (TUR)	12 DEC 2009
WC	50.95	22.78	FESIKOV Sergey	RUS	Berlin (GER)	14 NOV 2009

Heats Event No. 15

Rank	Heat	Lane	Name	Year of Birth	NOC Code	R.T.	50m	Time	FINA Points
1	3	4	TO Kenneth	1992	AUS	0.63	23.96	53.42 29.46	857 Q
2	2	5	HETLAND Aleksander	1982	NOR	0.65	25.80	54.95 29.15	788 Q
3	2	4	KOSAKA Yuma	1989	JPN	0.64	25.55	54.98 29.43	786 Q
4	3	5	HORIHATA Yuya	1990	JPN	0.64	25.43	55.79 30.36	753 Q
5	2	3	COLEMAN Lenis	1992	GBR	0.73	25.85	55.80 29.95	752 Q
6	3	1	MCGILL Tyler	1987	USA	0.60	24.99	56.03 31.04	743 Q
7	3	6	LUNDAHL Daniel	1991	CLB	0.75	25.69	56.19 30.50	737 Q
8	1	4	SALATTA Lucas	1987	BRA	0.66	24.81	56.60 31.79	721 Q
9	1	3	GREGORY David	1992	GBR	0.76	25.74	57.41 31.67	691
10	3	3	RÄUFTLIN Lukas	1989	SUI	0.74	25.77	57.69 31.92	681
11	1	5	HAGSTRÖM Marcus	1991	CLB	0.70	27.69	58.83 31.14	642
12	1	6	MÅRTENSSON Robin	1991	CLB	0.71	27.21	59.73 32.52	613
13	3	2	ARVIDSSON Anton	1994	CLB	0.70	27.13	1:00.18 33.05	600
14	2	2	BERGMAN Fabian	1994	CLB	0.72	27.24	1:00.55 33.31	589
15	2	6	BÄLTER Samuel	1991	CLB	0.73	27.26	1:00.79 33.53	582
16	1	2	ARVIDSSON Ossian	1992	CLB	0.77	27.70	1:01.07 33.37	574
17	1	7	AL Shamsi Mohammed	1994	UAE	0.69	29.63	1:04.76 35.13	481
	3	7	AL KAABI Ali	1997	UAE			DNS	
	2	7	TALEB Ben	1995	ALG			DSQ	

LEGEND

DNS Did not start DSQ Disqualified Q Qualified for the next phase R.T. Reaction time

Timing & Data Handling by OMEGA





FINA/ARENA Swimming World Cup 2011

DUBAI STOCKHOLM MOSCOW BERLIN SINGAPORE BEIJING TOKYO

15-16 October 2011

Event 16

15 OCT 2011 - 11:29

Women's 200m Backstroke
200m Dos Femmes

Heats
Séries



Results Summary

Synthèse des résultats

	Record	Splits			Name	NOC Code	Location	Date
WR	2:00.18	27.91	58.66	1:29.49	SAKAI Shiho	JPN	Berlin (GER)	14 NOV 2009
WC	2:00.18	27.91	58.66	1:29.49	SAKAI Shiho	JPN	Berlin (GER)	14 NOV 2009

Heats

Event No. 16

Rank	Heat	Lane	Name	Year of Birth	NOC Code	R.T.	50m	100m	150m	Time	FINA Points
1	2	4	HOCKING Belinda	1990	AUS	0.66	28.92	59.83	1:31.99	2:04.31	903 Q
								30.91	32.16	32.32	
2	2	3	SNODGRASS Brooklynn	1994	CAN	0.74	31.27	1:04.31	1:37.46	2:10.19	786 Q
								33.04	33.15	32.73	
3	1	4	VERRASZTO Evelyn	1989	HUN	0.68	31.75	1:05.45	1:38.54	2:11.25	767 Q
								33.70	33.09	32.71	
4	2	5	HAFSTRÖM Sandra	1991	CLB	0.77	31.29	1:04.71	1:38.72	2:12.93	738 Q
								33.42	34.01	34.21	
5	1	5	LINDBORG Ida	1994	CLB	0.66	31.78	1:05.57	1:39.56	2:13.99	721 Q
								33.79	33.99	34.43	
6	1	3	BJÖRLYKKE Veronica	1994	NOR	0.73	31.86	1:05.47	1:39.98	2:14.10	719 Q
								33.61	34.51	34.12	
7	2	2	ERIKSSON Linda	1991	CLB	0.58	31.66	1:05.25	1:40.21	2:14.68	710 Q
								33.59	34.96	34.47	
8	1	6	SVENSSON Sofia	1993	CLB	0.63	31.86	1:05.52	1:39.88	2:15.05	704 Q
								33.66	34.36	35.17	
9	1	2	ANDERSSON Beatrice	1989	CLB	0.71	32.48	1:06.81	1:41.37	2:16.51	682
								34.33	34.56	35.14	
10	2	6	KREMER Paige	1996	CAN	0.66	33.30	1:07.71	1:42.27	2:16.64	680
								34.41	34.56	34.37	
11	2	1	SIWICKI Breanne	1995	CAN	0.62	32.82	1:07.34	1:42.70	2:17.45	668
								34.52	35.36	34.75	
12	2	7	ERIKSEN Josefin	1995	SWE	0.61	32.75	1:07.18	1:42.68	2:17.97	660
								34.43	35.50	35.29	
13	1	1	LEWIN Marlene Pavlu	1997	CLB	0.59	32.67	1:08.18	1:45.35	2:22.74	596
								35.51	37.17	37.39	
14	1	7	PETTERSSON Johanna	1992	CLB	0.81	32.51	1:07.45	1:45.11	2:22.86	595
								34.94	37.66	37.75	

LEGEND

Q Qualified for the next phase R.T. Reaction time

Timing & Data Handling by OMEGA



Event 17

15 OCT 2011 - 11:37

Men's 50m Butterfly

50m Papillon Hommes

Heats

Séries

Results Summary

Synthèse des résultats

	Record	Name	NOC Code	Location	Date
WR	21.80	DEIBLER Steffen	GER	Berlin (GER)	14 NOV 2009
WC	21.80	DEIBLER Steffen	GER	Berlin (GER)	14 NOV 2009

Heats

Event No. 17

Rank	Heat	Lane	Name	Year of Birth	NOC Code	R.T.	Time	FINA Points
1	4	4	HUEGILL Geoff	1979	AUS	0.65	23.39	809 Q
2	2	4	MCGILL Tyler	1987	USA	0.58	23.84	764 Q
3	3	4	FRÖLANDER Lars	1974	SWE	0.67	24.06	743 Q
4	3	3	CHANG Gyu Cheol	1992	KOR	0.64	24.28	723 Q
5	2	5	VENANCIO Tiago	1987	POR	0.69	24.31	721 Q
6	4	3	FLODQVIST Pontus	1988	CLB	0.62	24.39	714 Q
7	4	5	SPITZER Martin	1985	AUT	0.66	24.40	713 Q
8	2	3	HOLMBERG Sebastian	1991	CLB	0.71	24.43	710 ?
8	4	6	SULLIVAN Eamon	1985	AUS	0.65	24.43	710 ?
10	3	5	LANG Flori	1983	SUI	0.68	24.53	701
11	3	6	ERNSTSSON David	1992	CLB	0.70	24.84	675
12	3	2	JAKUPSSON Magnus	1994	FAR	0.64	25.04	659
13	4	2	PALMQVIST Pontus	1991	CLB	0.70	25.29	640
14	2	2	SUNDIN Björn	1990	CLB	0.67	25.37	634
15	3	7	O'NEILL Donal	1980	IRL	0.74	25.42	630
16	3	8	THORSELL Mattias	1989	CLB	0.66	25.61	616
17	2	1	BENGTSSON Johan	1991	CLB	0.71	25.62	616
18	2	6	LUNDAHL Daniel	1991	CLB	0.73	25.77	605
19	1	5	ALSPARR Patrik	1993	CLB	0.64	25.83	601
20	4	1	TOUR Freddie	1991	CLB	0.67	25.86	599
21	2	7	DE PAULA Giovane	1993	BRA	0.66	25.90	596
22	4	8	REE Ole Martin	1992	NOR	0.72	25.91	595
23	1	4	EDLUND Andreas	1989	CLB	0.64	26.14	580
24	4	7	BÄLTER Samuel	1991	CLB	0.73	26.35	566
25	1	8	LINDBORG Kalle	1994	CLB	0.66	26.44	560
26	2	8	BILLQUIST Jesper	1994	CLB	0.69	26.65	547
27	1	1	ARVIDSSON Ossian	1992	CLB	0.79	26.67	546
28	1	6	EMANUELSSON Erik	1993	CLB	0.70	26.70	544
29	1	2	AL Menhali Abdulla	1985	UAE	0.73	26.92	531
30	3	1	VAN Dooren Erik	1991	SUI	0.70	26.97	528
31	1	3	ARVIDSSON Anton	1994	CLB	0.69	27.78	483
32	1	7	AL KAABI Ali	1997	UAE	0.84	29.23	414

LEGEND

? Involved in swim-off Q Qualified for the next phase R.T. Reaction time

Timing & Data Handling by OMEGA



FINA/ARENA Swimming World Cup 2011

DUBAI STOCKHOLM MOSCOW BERLIN SINGAPORE BEIJING TOKYO

15-16 October 2011

Event 101

15 OCT 2011 - 15:50

Women's 800m Freestyle
800m Nage Libre Femmes

Fastest Heat(s)
Série(s) rapide(s)



Start List

Liste de départ

	Record	Splits				Name	NOC Code	Location	Date
WR	8:04.53	59.82	2:01.30	3:02.55	4:03.36	FILIPPI Alessia	ITA	Rijeka (CRO)	12 DEC 2008
		5:04.40	6:05.02	7:05.51					
WC	8:04.61	58.39	1:59.49	3:00.62	4:02.01	FRIIS Lotte	DEN	Berlin (GER)	14 NOV 2009
		5:03.19	6:04.12	7:04.99					

Event No. 1

Lane	Name	NOC	Year of Birth	Qualifying Time	Time	Rank
1	ANDERSSON Madelene	SWE	1995	8:59.72		
2	LAJUNEN Laura	FIN	1992	8:47.82		
3	FAULKNER Eleanor	GBR	1993	8:31.95		
4	VERRASZTO Evelyn	HUN	1989	8:26.15		
5	FAGUNDEZ Gabriella	SWE	1985	8:30.50		
6	EKELUND Rebecka	CLB	1992	8:36.02		
7	ERICSSON Elsa	SWE	1995	8:58.80		
8	HIPPI Josefina	CLB	1994	9:03.88		

Timing & Data Handling by OMEGA





FINA/ARENA Swimming World Cup 2011

DUBAI STOCKHOLM MOSCOW BERLIN SINGAPORE BEIJING TOKYO

15-16 October 2011

Event 102
15 OCT 2011 - 16:00

Men's 100m Freestyle
100m Nage Libre Hommes



Final
Finale

Start List

Liste de départ

	Record	Split	Name	NOC Code	Location	Date
WR	44.94	21.72	LEVEAUX Amaury	FRA	Rijeka (CRO)	13 DEC 2008
WC	45.46	21.64	ABOOD Matthew	AUS	Singapore (SIN)	21 NOV 2009

Event No. 2

Lane	Name	NOC	Year of Birth	Qualifying Time	Time	Rank
1	VENANCIO Tiago	POR	1987	49.19		
2	SULLIVAN Eamon	AUS	1985	48.64		
3	NYSTRAND Stefan	SWE	1981	48.37		
4	STYMNE Petter	SWE	1983	47.95		
5	ABOOD Matthew	AUS	1986	47.96		
6	HAYDEN Brent	CAN	1983	48.47		
7	FRÖLANDER Lars	SWE	1974	49.06		
8	SHI Yang	CHN	1989	49.44		

Reserves

Lane	Name	NOC	Year of Birth	Qualifying Time	Time	Rank
	SHI Tengfei	CHN	1988	49.80		
	STJEPANOVIC Velimir	SRB	1993	49.97		

Timing & Data Handling by OMEGA





FINA/ARENA Swimming World Cup 2011

DUBAI STOCKHOLM MOSCOW BERLIN SINGAPORE BEIJING TOKYO

15-16 October 2011

Event 103

15 OCT 2011 - 16:04

Women's 200m Freestyle
200m Nage Libre Femmes

Final
Finale



Start List

Liste de départ

	Record	Splits			Name	NOC Code	Location	Date
WR	1:51.17	26.58	54.84	1:23.09	PELLEGRINI Federica	ITA	Istanbul (TUR)	13 DEC 2009
WC	1:52.42	26.62	55.55	1:23.95	HEEMSKERK Femke	NED	Berlin (GER)	30 OCT 2010

Event No. 3

Lane	Name	NOC	Year of Birth	Qualifying Time	Time	Rank
1	MARKO VARGA Ida	SWE	1985	1:58.66		
2	FAGUNDEZ Gabriella	SWE	1985	1:58.45		
3	SCHREIBER Daniela	GER	1989	1:58.11		
4	BAINBRIDGE Angie	AUS	1989	1:55.18		
5	SJÖSTRÖM Sarah	SWE	1993	1:56.55		
6	TURNER Rebecca	GBR	1992	1:58.28		
7	JAKABOS Zsuzsanna	HUN	1989	1:58.59		
8	GRANLUND Petra	SWE	1987	1:58.98		

Reserves

Lane	Name	NOC	Year of Birth	Qualifying Time	Time	Rank
	COLEMAN Michelle	SWE	1993	1:59.21		
	GRANSTRÖM Martina	SWE	1991	2:00.25		

Timing & Data Handling by OMEGA





FINA/ARENA Swimming World Cup 2011

DUBAI STOCKHOLM MOSCOW BERLIN SINGAPORE BEIJING TOKYO

15-16 October 2011

Event 104

15 OCT 2011 - 16:09

Men's 50m Breaststroke

50m Brasse Hommes



Start List

Liste de départ

	Record	Name	NOC Code	Location	Date
WR	25.25	VAN DEN BURGH Cameron	RSA	Berlin (GER)	14 NOV 2009
WC	25.25	VAN DEN BURGH Cameron	RSA	Berlin (GER)	14 NOV 2009

Event No. 4

Lane	Name	NOC	Year of Birth	Qualifying Time	Time	Rank
1	CHOI Kyuwoong	KOR	1990	28.13		
2	TOUR Niklas	CLB	1989	27.75		
3	DORCH Jakob	SWE	1985	27.70		
4	SNYDERS Glenn	NZL	1987	26.92		
5	HETLAND Aleksander	NOR	1982	27.14		
6	DALE OEN Alexander	NOR	1985	27.74		
7	KOCH Marco	GER	1990	27.78		
8	POZNIKOFF Andrew	CAN	1987	28.26		

Reserves

Lane	Name	NOC	Year of Birth	Qualifying Time	Time	Rank
	KORNFELD Paul	CAN	1987	28.33		
	PROVORKOV Filipp	EST	1988	28.71		

Timing & Data Handling by OMEGA





FINA/ARENA Swimming World Cup 2011

DUBAI STOCKHOLM MOSCOW BERLIN SINGAPORE BEIJING TOKYO

15-16 October 2011

Event 105

15 OCT 2011 - 16:13

Women's 100m Breaststroke

100m Brasse Femmes

Final
Finale



Start List

Liste de départ

	Record	Split	Name	NOC Code	Location	Date
WR	1:02.70	30.08	SONI Rebecca	USA	Manchester (GBR)	19 DEC 2009
WC	1:03.00	30.05	JONES Leisel	AUS	Berlin (GER)	14 NOV 2009

Event No. 5

Lane	Name	NOC	Year of Birth	Qualifying Time	Time	Rank
1	JEONG Darae	KOR	1991	1:08.31		
2	HÖSTMAN Joline	SWE	1988	1:07.94		
3	KIM Hye Jin	KOR	1994	1:07.24		
4	JOHANSSON Jennie	SWE	1988	1:06.09		
5	FOSTER Sally	AUS	1985	1:07.12		
6	SUN Ye	CHN	1989	1:07.76		
7	WATANABE Kanako	JPN	1996	1:08.10		
8	STIBERG Katharina	NOR	1988	1:08.61		

Reserves

Lane	Name	NOC	Year of Birth	Qualifying Time	Time	Rank
	MÅRTENSSON Elin	SWE	1993	1:09.13		
	NOVIKOVA Irina	RUS	1995	1:09.39		

Timing & Data Handling by OMEGA





FINA/ARENA Swimming World Cup 2011

DUBAI STOCKHOLM MOSCOW BERLIN SINGAPORE BEIJING TOKYO

15-16 October 2011

Event 106

15 OCT 2011 - 16:25

Men's 400m Individual Medley
400m 4-Nages Hommes

Fastest Heat(s)
Série(s) rapide(s)



Start List

Liste de départ

	Record	Splits		Name	NOC Code	Location	Date	
WR	3:55.50	54.62	1:53.73	3:01.14	LOCHTE Ryan	USA	Dubai (UAE)	16 DEC 2010
WC	4:00.63	55.65	1:55.57	3:03.41	PEREIRA Thiago	BRA	Berlin (GER)	17 NOV 2007

Event No. 6

Lane	Name	NOC	Year of Birth	Qualifying Time	Time	Rank
1	JOHNSON Matthew	GBR	1995	4:15.41		
2	SANO Hidemasa	JPN	1984	4:06.00		
3	SETO Daiya	JPN	1994	4:04.28		
4	VERRASZTO David	HUN	1988	4:00.10		
5	LE CLOS Chad	RSA	1992	4:03.74		
6	HORIHATA Yuya	JPN	1990	4:05.02		
7	KOCH Marco	GER	1990	4:15.00		
8	PERSSON Erik	SWE	1994	4:20.01		

Timing & Data Handling by OMEGA





FINA/ARENA Swimming World Cup 2011

DUBAI STOCKHOLM MOSCOW BERLIN SINGAPORE BEIJING TOKYO

15-16 October 2011

Event 107

15 OCT 2011 - 16:33

Women's 100m Butterfly

100m Papillon Femmes

Final
Finale



Start List

Liste de départ

	Record	Split	Name	NOC Code	Location	Date
WR	55.05	25.49	BUI DUYET Diane	FRA	Istanbul (TUR)	12 DEC 2009
WC	55.46	26.05	GALVEZ Felicity	AUS	Stockholm (SWE)	10 NOV 2009

Event No. 7

Lane	Name	NOC	Year of Birth	Qualifying Time	Time	Rank
1	GRANLUND Petra	SWE	1987	59.71		
2	SNILDAL Ingvild	NOR	1988	59.14		
3	SJÖSTRÖM Sarah	SWE	1993	58.35		
4	ALSHAMMAR Therese	SWE	1977	57.18		
5	LU Ying	CHN	1989	58.26		
6	GRANSTRÖM Martina	SWE	1991	58.78		
7	MICHALAK Theresa	GER	1992	59.26		
8	GONG Jie	CHN	1991	59.81		

Reserves

Lane	Name	NOC	Year of Birth	Qualifying Time	Time	Rank
	UGOLKOVA Maria	RUS	1989	59.88		
	CHOI Hye Ra	KOR	1991	59.97		

Timing & Data Handling by OMEGA





FINA/ARENA Swimming World Cup 2011

DUBAI STOCKHOLM MOSCOW BERLIN SINGAPORE BEIJING TOKYO

15-16 October 2011

Event 108

15 OCT 2011 - 16:37

Men's 100m Backstroke
100m Dos Hommes



Final
Finale

Start List

Liste de départ

	Record	Split	Name	NOC Code	Location	Date
WR	48.94	23.37	THOMAN Nicholas	USA	Manchester (GBR)	18 DEC 2009
WC	49.29	23.27	MARSHALL Peter	USA	Stockholm (SWE)	10 NOV 2009

Event No. 8

Lane	Name	NOC	Year of Birth	Qualifying Time	Time	Rank
1	BORIN Niklas	CLB	1989	55.43		
2	HOLMBERG Sebastian	CLB	1991	55.26		
3	CARLSSON Mattias	SWE	1990	54.89		
4	TO Kenneth	AUS	1992	53.73		
5	SOLLI Lavrans	NOR	1992	54.33		
6	LANG Flori	SUI	1983	55.22		
7	GREGORY David	GBR	1992	55.29		
8	RENHOLM Pontus	CLB	1986	55.47		

Reserves

Lane	Name	NOC	Year of Birth	Qualifying Time	Time	Rank
	RÄUFTLIN Lukas	SUI	1989	55.56		
	NYSTRÖM Alexander	CLB	1990	56.14		

Timing & Data Handling by OMEGA





FINA/ARENA Swimming World Cup 2011

DUBAI STOCKHOLM MOSCOW BERLIN SINGAPORE BEIJING TOKYO

15-16 October 2011

Event 109

15 OCT 2011 - 16:41

Women's 50m Backstroke

50m Dos Femmes



Start List

Liste de départ

	Record	Name	NOC Code	Location	Date
WR	25.70	JOVANOVIC Sanja	CRO	Istanbul (TUR)	12 DEC 2009
WC	25.82	ZHAO Jing	CHN	Stockholm (SWE)	10 NOV 2009

Event No. 9

Lane	Name	NOC	Year of Birth	Qualifying Time	Time	Rank
1	LINDBORG Ida	CLB	1994	29.16		
2	GABRILO Ivana	SUI	1984	28.77		
3	KURAS Magdalena	CLB	1988	27.78		
4	GOH Rachel	AUS	1986	27.03		
5	HOCKING Belinda	AUS	1990	27.24		
6	WATANABE Kanako	JPN	1996	28.70		
7	SUNDIN Natasha	CLB	1990	28.83		
8	ERIKSSON Jessica	CLB	1995	29.31		

Reserves

Lane	Name	NOC	Year of Birth	Qualifying Time	Time	Rank
	OLSSON Linnéa	CLB	1994	29.40		
	ERIKSSON Linda	CLB	1991	29.41		

Timing & Data Handling by OMEGA





FINA/ARENA Swimming World Cup 2011

DUBAI STOCKHOLM MOSCOW BERLIN SINGAPORE BEIJING TOKYO

15-16 October 2011

Event 110

15 OCT 2011 - 16:53

Men's 200m Butterfly
200m Papillon Hommes



Start List

Liste de départ

	Record		Splits		Name	NOC Code	Location	Date
WR	1:49.11	24.80	53.43	1:20.24	ALMEIDA Kaio	BRA	Stockholm (SWE)	10 NOV 2009
WC	1:49.11	24.80	53.43	1:20.24	ALMEIDA Kaio	BRA	Stockholm (SWE)	10 NOV 2009

Event No. 10

Lane	Name	NOC	Year of Birth	Qualifying Time	Time	Rank
1	SALATTA Lucas	BRA	1987	1:57.95		
2	LE CLOS Chad	RSA	1992	1:57.41		
3	KORZENIOWSKI Pawel	POL	1985	1:56.72		
4	SANO Hidemasa	JPN	1984	1:53.70		
5	SJÖDIN Simon	SWE	1986	1:56.19		
6	STJEPANOVIC Velimir	SRB	1993	1:57.31		
7	VERRASZTO David	HUN	1988	1:57.69		
8	CHANG Gyu Cheol	KOR	1992	1:59.07		

Reserves

Lane	Name	NOC	Year of Birth	Qualifying Time	Time	Rank
	LIESS Alexandre	SUI	1991	1:59.61		
	OLIVEIRA Marcos	BRA	1989	2:00.34		

Timing & Data Handling by OMEGA





FINA/ARENA Swimming World Cup 2011

DUBAI STOCKHOLM MOSCOW BERLIN SINGAPORE BEIJING TOKYO

15-16 October 2011

Event 111

15 OCT 2011 - 16:58

Women's 200m Individual Medley

200m 4-Nages Femmes

Final
Finale



Start List

Liste de départ

	Record	Splits			Name	NOC Code	Location	Date
WR	2:04.60	27.22	58.60	1:34.54	SMIT Julia	USA	Manchester (GBR)	19 DEC 2009
WC	2:06.01	27.88	59.96	1:36.81	VERRASZTO Evelyn	HUN	Moscow (RUS)	6 NOV 2009

Event No. 11

Lane	Name	NOC	Year of Birth	Qualifying Time	Time	Rank
1	THYDÉN Sara	SWE	1989	2:12.42		
2	CHOI Hye Ra	KOR	1991	2:12.09		
3	VERRASZTO Evelyn	HUN	1989	2:11.11		
4	MORNINGSTAR Erica	CAN	1989	2:10.41		
5	KATO Izumi	JPN	1990	2:10.53		
6	MICHALAK Theresa	GER	1992	2:11.67		
7	KIM Seo Yeong	KOR	1994	2:12.14		
8	SANDIN Ida	SWE	1985	2:12.65		

Reserves

Lane	Name	NOC	Year of Birth	Qualifying Time	Time	Rank
	MARKO VARGA Ida	SWE	1985	2:13.12		
	JAKABOS Zsuzsanna	HUN	1989	2:13.49		

Timing & Data Handling by OMEGA





FINA/ARENA Swimming World Cup 2011

DUBAI STOCKHOLM MOSCOW BERLIN SINGAPORE BEIJING TOKYO

15-16 October 2011

Event 112
15 OCT 2011 - 17:03

Men's 400m Freestyle
400m Nage Libre Hommes

Final
Finale



Start List

Liste de départ

	Record	Splits		Name	NOC Code	Location	Date
WR	3:32.77	52.62	1:46.68	2:40.65	BIEDERMANN Paul	GER Berlin (GER)	14 NOV 2009
WC	3:32.77	52.62	1:46.68	2:40.65	BIEDERMANN Paul	GER Berlin (GER)	14 NOV 2009

Event No. 12

Lane	Name	NOC	Year of Birth	Qualifying Time	Time	Rank
1	SUNTER Thomas	GBR	1992	3:53.02		
2	STJEPANOVIC Velimir	SRB	1993	3:51.53		
3	BIEDERMANN Paul	GER	1986	3:50.33		
4	SORAK Stefan	SRB	1992	3:48.62		
5	JOENSEN Pal	FAR	1990	3:49.11		
6	ZHANG Zhongchao	CHN	1989	3:50.90		
7	OLIVEIRA Marcos	BRA	1989	3:52.57		
8	LEJDSTRÖM Gustav Åberg	CLB	1992	3:53.03		

Reserves

Lane	Name	NOC	Year of Birth	Qualifying Time	Time	Rank
	MEEGAN Andrew	IRL	1990	3:54.33		
	FENG Zhimim	CHN	1989	3:54.37		

Timing & Data Handling by OMEGA





FINA/ARENA Swimming World Cup 2011

DUBAI STOCKHOLM MOSCOW BERLIN SINGAPORE BEIJING TOKYO

15-16 October 2011

Event 113

15 OCT 2011 - 17:11

Women's 50m Freestyle
50m Nage Libre Femmes

Final
Finale



Start List

Liste de départ

	Record	Name	NOC Code	Location	Date
WR	23.25	VELDHUIS Marleen	NED	Manchester (GBR)	13 APR 2008
WC	23.27	ALSHAMMAR Therese	SWE	Singapore (SIN)	21 NOV 2009

Event No. 13

Lane	Name	NOC	Year of Birth	Qualifying Time	Time	Rank
1	KURAS Magdalena	CLB	1988	25.27		
2	VILSHED Claire	CLB	1980	25.23		
3	VAN LANDEGHEM Chantal	CAN	1994	25.00		
4	ALSHAMMAR Therese	SWE	1977	24.24		
5	BAINBRIDGE Angie	AUS	1989	24.77		
6	COLEMAN Michelle	SWE	1993	25.12		
7	FOSTER Sally	AUS	1985	25.24		
8	ZHENG Yifei	CHN	1992	25.37		

Reserves

Lane	Name	NOC	Year of Birth	Qualifying Time	Time	Rank
	LINDBORG Nathalie	SWE	1991	25.46		
	KOLUKANOVA Jana	EST	1981	25.56		

Timing & Data Handling by OMEGA





FINA/ARENA Swimming World Cup 2011

DUBAI STOCKHOLM MOSCOW BERLIN SINGAPORE BEIJING TOKYO

15-16 October 2011

Event 114

15 OCT 2011 - 17:23

Men's 200m Breaststroke
200m Brasse Hommes

Final
Finale



Start List

Liste de départ

	Record	Splits			Name	NOC Code	Location	Date
WR	2:00.67	27.74	58.46	1:29.33	GYURTA Daniel	HUN	Istanbul (TUR)	13 DEC 2009
WC	2:02.56	27.32	58.26	1:29.95	VERSFELD Neil	RSA	Berlin (GER)	14 NOV 2009

Event No. 14

Lane	Name	NOC	Year of Birth	Qualifying Time	Time	Rank
1	MOLNAR Akos	HUN	1987	2:11.68		
2	BROWN Michael	CAN	1984	2:10.08		
3	SNYDERS Glenn	NZL	1987	2:09.64		
4	KOCH Marco	GER	1990	2:07.30		
5	OTSUKA Kazuki	JPN	1988	2:07.44		
6	TOMITA Naoya	JPN	1989	2:09.92		
7	KIRTON James	GBR	1985	2:10.74		
8	POZNIKOFF Andrew	CAN	1987	2:11.88		

Reserves

Lane	Name	NOC	Year of Birth	Qualifying Time	Time	Rank
	DALE OEN Alexander	NOR	1985	2:12.32		
	KORNFELD Paul	CAN	1987	2:12.45		

Timing & Data Handling by OMEGA





FINA/ARENA Swimming World Cup 2011

DUBAI STOCKHOLM MOSCOW BERLIN SINGAPORE BEIJING TOKYO

15-16 October 2011

Event 115
15 OCT 2011 - 17:28

Men's 100m Individual Medley
100m 4-Nages Hommes

Final
Finale



Start List

Liste de départ

	Record	Split	Name	NOC Code	Location	Date
WR	50.76	22.66	MANKOC Peter	SLO	Istanbul (TUR)	12 DEC 2009
WC	50.95	22.78	FESIKOV Sergey	RUS	Berlin (GER)	14 NOV 2009

Event No. 15

Lane	Name	NOC	Year of Birth	Qualifying Time	Time	Rank
1	LUNDAHL Daniel	CLB	1991	56.19		
2	COLEMAN Lenis	GBR	1992	55.80		
3	KOSAKA Yuma	JPN	1989	54.98		
4	TO Kenneth	AUS	1992	53.42		
5	HETLAND Aleksander	NOR	1982	54.95		
6	HORIHATA Yuya	JPN	1990	55.79		
7	MCGILL Tyler	USA	1987	56.03		
8	SALATTA Lucas	BRA	1987	56.60		

Reserves

Lane	Name	NOC	Year of Birth	Qualifying Time	Time	Rank
	GREGORY David	GBR	1992	57.41		
	RÄUFTLIN Lukas	SUI	1989	57.69		

Timing & Data Handling by OMEGA





FINA/ARENA Swimming World Cup 2011

DUBAI STOCKHOLM MOSCOW BERLIN SINGAPORE BEIJING TOKYO

15-16 October 2011

Event 116

15 OCT 2011 - 17:32

Women's 200m Backstroke
200m Dos Femmes



Start List

Liste de départ

	Record	Splits			Name	NOC Code	Location	Date
WR	2:00.18	27.91	58.66	1:29.49	SAKAI Shiho	JPN	Berlin (GER)	14 NOV 2009
WC	2:00.18	27.91	58.66	1:29.49	SAKAI Shiho	JPN	Berlin (GER)	14 NOV 2009

Event No. 16

Lane	Name	NOC	Year of Birth	Qualifying Time	Time	Rank
1	ERIKSSON Linda	CLB	1991	2:14.68		
2	LINDBORG Ida	CLB	1994	2:13.99		
3	VERRASZTO Evelyn	HUN	1989	2:11.25		
4	HOCKING Belinda	AUS	1990	2:04.31		
5	SNODGRASS Brooklynn	CAN	1994	2:10.19		
6	HAFSTRÖM Sandra	CLB	1991	2:12.93		
7	BJÖRLYKKE Veronica	NOR	1994	2:14.10		
8	SVENSSON Sofia	CLB	1993	2:15.05		

Reserves

Lane	Name	NOC	Year of Birth	Qualifying Time	Time	Rank
	ANDERSSON Beatrice	CLB	1989	2:16.51		
	KREMER Paige	CAN	1996	2:16.64		

Timing & Data Handling by OMEGA





FINA/ARENA Swimming World Cup 2011

DUBAI STOCKHOLM MOSCOW BERLIN SINGAPORE BEIJING TOKYO

15-16 October 2011



Event 117
15 OCT 2011 - 17:37

Men's 50m Butterfly
50m Papillon Hommes

Final
Finale

Start List

Liste de départ

	Record	Name	NOC Code	Location	Date
WR	21.80	DEIBLER Steffen	GER	Berlin (GER)	14 NOV 2009
WC	21.80	DEIBLER Steffen	GER	Berlin (GER)	14 NOV 2009

Event No. 17

Lane	Name	NOC	Year of Birth	Qualifying Time	Time	Rank
1	SPITZER Martin	AUT	1985	24.40		
2	VENANCIO Tiago	POR	1987	24.31		
3	FRÖLANDER Lars	SWE	1974	24.06		
4	HUEGILL Geoff	AUS	1979	23.39		
5	MCGILL Tyler	USA	1987	23.84		
6	CHANG Gyu Cheol	KOR	1992	24.28		
7	FLODQVIST Pontus	CLB	1988	24.39		
8	HOLMBERG Sebastian	CLB	1991	24.43		

Reserves

Lane	Name	NOC	Year of Birth	Qualifying Time	Time	Rank
	SULLIVAN Eamon	AUS	1985	24.43		
	LANG Flori	SUI	1983	24.53		

Timing & Data Handling by OMEGA





FINA/ARENA Swimming World Cup 2011

DUBAI STOCKHOLM MOSCOW BERLIN SINGAPORE BEIJING TOKYO

15-16 October 2011



Event 101

15 OCT 2011 - 15:50

Women's 800m Freestyle
800m Nage Libre Femmes

Fastest Heat(s)
Série(s) rapide(s)

Results

Résultats

	Record	Splits	Name	NOC Code	Location	Date
WR	8:04.53	59.82 2:01.30 3:02.55	4:03.36 FILIPPI Alessia	ITA	Rijeka (CRO)	12 DEC 2008
WC	8:04.61	58.39 1:59.49 3:00.62	4:02.01 FRIIS Lotte	DEN	Berlin (GER)	14 NOV 2009
		5:04.40 6:05.02 7:05.51				
		5:03.19 6:04.12 7:04.99				

Heat 2

Event No. 1

Rank	Lane	Name	NOC Code	R.T.	Time	FINA Points			
1	4	VERRASZTO Evelyn	HUN	0.73	8:20.78	905			
		50m (3) 29.84	100m (3) 1:01.69	150m (2) 1:33.44	200m (2) 2:05.39	250m (2) 2:37.15	300m (2) 3:08.91	350m (2) 3:40.74	400m (2) 4:12.67
			31.85	31.75	31.95	31.76	31.83	31.83	31.93
		450m (2) 4:43.95	500m (2) 5:15.32	550m (2) 5:46.78	600m (2) 6:18.32	650m (2) 6:49.43	700m (2) 7:20.43	750m (1) 7:51.47	
		31.28	31.37	31.46	31.54	31.11	31.00	31.04	29.31
2	3	FAULKNER Eleanor	GBR	0.76	8:21.19	903			
		50m (1) 28.49	100m (1) 59.75	150m (1) 1:31.61	200m (1) 2:03.38	250m (1) 2:35.29	300m (1) 3:07.10	350m (1) 3:38.64	400m (1) 4:10.22
			31.26	31.86	31.77	31.91	31.81	31.54	31.58
		450m (1) 4:41.66	500m (1) 5:13.55	550m (1) 5:45.55	600m (1) 6:17.29	650m (1) 6:48.57	700m (1) 7:20.25	750m (2) 7:51.69	
		31.44	31.89	32.00	31.74	31.28	31.68	31.44	29.50
3	5	FAGUNDEZ Gabriella	SWE	0.79	8:37.69	819			
		50m (4) 30.03	100m (4) 1:02.06	150m (4) 1:34.46	200m (3) 2:06.84	250m (3) 2:39.07	300m (3) 3:11.54	350m (3) 3:44.11	400m (3) 4:16.64
			32.03	32.40	32.38	32.23	32.47	32.57	32.53
		450m (3) 4:49.09	500m (3) 5:21.88	550m (3) 5:54.72	600m (3) 6:27.38	650m (3) 7:00.13	700m (3) 7:32.82	750m (3) 8:05.55	
		32.45	32.79	32.84	32.66	32.75	32.69	32.73	32.14
4	2	LAJUNEN Laura	FIN	0.71	8:45.01	786			
		50m (2) 29.19	100m (2) 1:01.52	150m (3) 1:34.41	200m (4) 2:07.57	250m (4) 2:40.88	300m (4) 3:13.97	350m (4) 3:47.21	400m (4) 4:20.74
			32.33	32.89	33.16	33.31	33.09	33.24	33.53
		450m (4) 4:53.83	500m (4) 5:27.24	550m (4) 6:00.69	600m (4) 6:33.99	650m (4) 7:06.99	700m (4) 7:40.29	750m (4) 8:13.18	
		33.09	33.41	33.45	33.30	33.00	33.30	32.89	31.83
5	6	EKELUND Rebecka	CLB	0.86	8:49.85	764			
		50m (5) 30.29	100m (5) 1:02.67	150m (5) 1:35.38	200m (5) 2:08.18	250m (5) 2:41.45	300m (5) 3:14.66	350m (5) 3:47.91	400m (5) 4:21.27
			32.38	32.71	32.80	33.27	33.21	33.25	33.36
		450m (5) 4:54.61	500m (5) 5:27.96	550m (5) 6:01.56	600m (5) 6:35.14	650m (5) 7:08.83	700m (5) 7:42.47	750m (5) 8:16.58	
		33.34	33.35	33.60	33.58	33.69	33.64	34.11	33.27
6	7	ERICSSON Elsa	SWE	0.72	8:51.53	757			
		50m (6) 30.33	100m (6) 1:03.51	150m (6) 1:36.74	200m (6) 2:10.17	250m (6) 2:43.59	300m (6) 3:17.07	350m (6) 3:50.49	400m (6) 4:23.84
			33.18	33.23	33.43	33.42	33.48	33.42	33.35
		450m (6) 4:57.53	500m (6) 5:30.96	550m (6) 6:04.45	600m (6) 6:38.17	650m (6) 7:12.38	700m (6) 7:45.85	750m (6) 8:19.51	
		33.69	33.43	33.49	33.72	34.21	33.47	33.66	32.02
7	1	ANDERSSON Madelene	SWE	0.79	8:57.29	733			
		50m (8) 30.87	100m (8) 1:04.18	150m (8) 1:37.84	200m (8) 2:11.43	250m (7) 2:44.16	300m (7) 3:17.58	350m (7) 3:50.94	400m (7) 4:24.50
			33.31	33.66	33.59	32.73	33.42	33.36	33.56
		450m (7) 4:58.53	500m (7) 5:32.81	550m (7) 6:07.01	600m (7) 6:41.23	650m (7) 7:15.50	700m (7) 7:49.89	750m (7) 8:23.94	
		34.03	34.28	34.20	34.22	34.27	34.39	34.05	33.35
8	8	HIPPI Josefine	CLB	0.57	9:00.62	719			
		50m (7) 30.48	100m (7) 1:03.92	150m (7) 1:37.53	200m (7) 2:11.05	250m (8) 2:44.81	300m (8) 3:18.81	350m (8) 3:52.80	400m (8) 4:26.97
			33.44	33.61	33.52	33.76	34.00	33.99	34.17
		450m (8) 5:01.02	500m (8) 5:35.15	550m (8) 6:09.48	600m (8) 6:43.91	650m (8) 7:18.39	700m (8) 7:52.97	750m (8) 8:27.15	
		34.05	34.13	34.33	34.43	34.48	34.58	34.18	33.47

LEGEND

R.T. Reaction time

Timing & Data Handling by OMEGA



Results

Résultats

	Record	Split	Name	NOC Code	Location	Date
WR	44.94	21.72	LEVEAUX Amaury	FRA	Rijeka (CRO)	13 DEC 2008
WC	45.46	21.64	ABOOD Matthew	AUS	Singapore (SIN)	21 NOV 2009

Final

Event No. 2

Rank	Lane	Name	NOC Code	R.T.	50m	Time	FINA Points
1	3	NYSTRAND Stefan	SWE	0.64	(1) 22.33	47.08 24.75	869
2	6	HAYDEN Brent	CAN	0.66	(2) 22.83	47.27 24.44	859
3	5	ABOOD Matthew	AUS	0.70	(3) 22.86	48.16 25.30	812
4	4	STYMNE Petter	SWE	0.70	(5) 23.13	48.35 25.22	802
5	2	SULLIVAN Eamon	AUS	0.64	(4) 22.98	48.36 25.38	802
6	1	VENANCIO Tiago	POR	0.68	(7) 23.61	48.77 25.16	782
7	7	FRÖLANDER Lars	SWE	0.67	(6) 23.48	48.93 25.45	774
8	8	SHI Yang	CHN	0.62	(8) 23.79	49.31 25.52	756

LEGEND

R.T. Reaction time

Timing & Data Handling by OMEGA



FINA/ARENA Swimming World Cup 2011

DUBAI STOCKHOLM MOSCOW BERLIN SINGAPORE BEIJING TOKYO

15-16 October 2011

Event 103

15 OCT 2011 - 16:04

Women's 200m Freestyle
200m Nage Libre Femmes

Final
Finale



Results

Résultats

	Record	Splits			Name	NOC Code	Location	Date
WR	1:51.17	26.58	54.84	1:23.09	PELLEGRINI Federica	ITA	Istanbul (TUR)	13 DEC 2009
WC	1:52.42	26.62	55.55	1:23.95	HEEMSKERK Femke	NED	Berlin (GER)	30 OCT 2010

Final

Event No. 3

Rank	Lane	Name	NOC Code	R.T.	50m	100m	150m	Time	FINA Points
1	5	SJÖSTRÖM Sarah	SWE	0.76	(2) 26.65	(2) 55.22 28.57	(2) 1:24.54 29.32	1:52.92 28.38	954
2	4	BAINBRIDGE Angie	AUS	0.74	(1) 26.36	(1) 54.67 28.31	(1) 1:23.87 29.20	1:53.03 29.16	951
3	3	SCHREIBER Daniela	GER	0.94	(3) 26.86	(3) 56.01 29.15	(3) 1:25.97 29.96	1:55.44 29.47	893
4	7	JAKABOS Zsuzsanna	HUN	0.74	(5) 27.04	(4) 56.24 29.20	(4) 1:26.40 30.16	1:56.34 29.94	872
5	6	TURNER Rebecca	GBR	0.63	(6) 27.45	(6) 56.91 29.46	(6) 1:27.09 30.18	1:57.13 30.04	854
6	1	MARKO VARGA Ida	SWE	0.66	(4) 26.96	(5) 56.33 29.37	(5) 1:26.59 30.26	1:57.23 30.64	852
7	8	GRANLUND Petra	SWE	0.63	(8) 27.61	(8) 57.60 29.99	(8) 1:27.67 30.07	1:57.51 29.84	846
8	2	FAGUNDEZ Gabriella	SWE	0.73	(7) 27.55	(7) 57.33 29.78	(7) 1:27.62 30.29	1:57.96 30.34	837

LEGEND

R.T. Reaction time

Timing & Data Handling by OMEGA





FINA/ARENA Swimming World Cup 2011

DUBAI STOCKHOLM MOSCOW BERLIN SINGAPORE BEIJING TOKYO

15-16 October 2011

Event 104

15 OCT 2011 - 16:09

Men's 50m Breaststroke

50m Brasse Hommes

Final

Finale



Results

Résultats

	Record	Name	NOC Code	Location	Date
WR	25.25	VAN DEN BURGH Cameron	RSA	Berlin (GER)	14 NOV 2009
WC	25.25	VAN DEN BURGH Cameron	RSA	Berlin (GER)	14 NOV 2009

Final

Event No. 4

Rank	Lane	Name	NOC Code	R.T.	Time	FINA Points
1	4	SNYDERS Glenn	NZL	0.64	27.04	814
2	6	DALE OEN Alexander	NOR	0.66	27.06	812
3	5	HETLAND Aleksander	NOR	0.66	27.13	806
4	7	KOCH Marco	GER	0.69	27.47	776
5	3	DORCH Jakob	SWE	0.80	27.56	769
6	2	TOUR Niklas	CLB	0.62	27.89	742
7	1	CHOI Kyuwoong	KOR	0.68	28.11	724
8	8	POZNIKOFF Andrew	CAN	0.70	28.35	706

LEGEND

R.T. Reaction time

Timing & Data Handling by OMEGA





FINA/ARENA Swimming World Cup 2011

DUBAI STOCKHOLM MOSCOW BERLIN SINGAPORE BEIJING TOKYO

15-16 October 2011

Event 105

15 OCT 2011 - 16:13

Women's 100m Breaststroke

100m Brasse Femmes

Final
Finale



Results

Résultats

	Record	Split	Name	NOC Code	Location	Date
WR	1:02.70	30.08	SONI Rebecca	USA	Manchester (GBR)	19 DEC 2009
WC	1:03.00	30.05	JONES Leisel	AUS	Berlin (GER)	14 NOV 2009

Final

Event No. 5

Rank	Lane	Name	NOC Code	R.T.	50m	Time	FINA Points
1	4	JOHANSSON Jennie	SWE	0.77	(1) 30.70	1:05.27 34.57	886
2	6	SUN Ye	CHN	0.68	(3) 31.47	1:05.65 34.18	871
3	3	KIM Hye Jin	KOR	0.73	(4) 31.51	1:06.18 34.67	850
4	7	WATANABE Kanako	JPN	0.78	(7) 31.99	1:06.44 34.45	840
5	5	FOSTER Sally	AUS	0.75	(5) 31.75	1:06.52 34.77	837
6	2	HÖSTMAN Joline	SWE	0.67	(2) 31.45	1:06.88 35.43	823
7	1	JEONG Darae	KOR	0.83	(8) 32.22	1:07.92 35.70	786
8	8	STIBERG Katharina	NOR	0.61	(6) 31.83	1:08.13 36.30	779

LEGEND

R.T. Reaction time

Timing & Data Handling by OMEGA





FINA/ARENA Swimming World Cup 2011

DUBAI STOCKHOLM MOSCOW BERLIN SINGAPORE BEIJING TOKYO

15-16 October 2011

Event 106

15 OCT 2011 - 16:25

Men's 400m Individual Medley

400m 4-Nages Hommes

Fastest Heat(s)

Série(s) rapide(s)



Results

Résultats

	Record	Splits	Name	NOC Code	Location	Date		
WR	3:55.50	54.62	1:53.73	3:01.14	LOCHTE Ryan	USA	Dubai (UAE)	16 DEC 2010
WC	4:00.63	55.65	1:55.57	3:03.41	PEREIRA Thiago	BRA	Berlin (GER)	17 NOV 2007

Heat 2

Event No. 6

Rank	Lane	Name	NOC Code	R.T.	Time	FINA Points
1	5	LE CLOS Chad	RSA	0.73	4:03.10	909
		50m (1) 24.75				
		100m (1) 53.62 28.87				
		150m (1) 1:25.39 31.77				
		200m (1) 1:55.55 30.16				
		250m (1) 2:31.90 36.35				
		300m (2) 3:06.96 35.06				
		350m (1) 3:35.70 28.74				
					27.40	
2	3	SETO Daiya	JPN	0.61	4:03.33	906
		50m (2) 26.29				
		100m (2) 56.22 29.93				
		150m (2) 1:27.53 31.31				
		200m (2) 1:58.43 30.90				
		250m (2) 2:32.46 34.03				
		300m (1) 3:06.92 34.46				
		350m (2) 3:36.10 29.18				
					27.23	
3	4	VERRASZTO David	HUN	0.72	4:03.45	905
		50m (3) 26.61				
		100m (3) 56.84 30.23				
		150m (3) 1:27.82 30.98				
		200m (3) 1:58.53 30.71				
		250m (3) 2:32.66 34.13				
		300m (3) 3:07.37 34.71				
		350m (3) 3:36.40 29.03				
					27.05	
4	6	HORIHATA Yuya	JPN	0.68	4:09.83	837
		50m (4) 27.14				
		100m (4) 57.43 30.29				
		150m (4) 1:28.76 31.33				
		200m (4) 2:00.46 31.70				
		250m (4) 2:35.94 35.48				
		300m (4) 3:11.62 35.68				
		350m (4) 3:41.36 29.74				
					28.47	
5	7	KOCH Marco	GER	0.70	4:18.07	759
		50m (6) 27.53				
		100m (7) 59.80 32.27				
		150m (7) 1:35.08 35.28				
		200m (7) 2:09.71 34.63				
		250m (6) 2:43.55 33.84				
		300m (5) 3:17.99 34.44				
		350m (6) 3:49.65 31.66				
					28.42	
6	1	JOHNSON Matthew	GBR	0.70	4:18.34	757
		50m (5) 27.29				
		100m (5) 58.42 31.13				
		150m (5) 1:31.66 33.24				
		200m (5) 2:04.61 32.95				
		250m (5) 2:42.02 37.41				
		300m (6) 3:19.55 37.53				
		350m (5) 3:49.45 29.90				
					28.89	
7	8	PERSSON Erik	SWE	0.77	4:23.81	711
		50m (7) 27.68				
		100m (6) 59.60 31.92				
		150m (6) 1:34.08 34.48				
		200m (6) 2:06.77 32.69				
		250m (7) 2:44.22 37.45				
		300m (7) 3:21.03 36.81				
		350m (7) 3:52.98 31.95				
					30.83	
	2	SANO Hidemasa	JPN		DSQ	

LEGEND

DSQ Disqualified

R.T. Reaction time

Timing & Data Handling by OMEGA





FINA/ARENA Swimming World Cup 2011

DUBAI STOCKHOLM MOSCOW BERLIN SINGAPORE BEIJING TOKYO

15-16 October 2011

Event 107

15 OCT 2011 - 16:33

Women's 100m Butterfly

100m Papillon Femmes

Final
Finale



Results

Résultats

	Record	Split	Name	NOC Code	Location	Date
WR	55.05	25.49	BUI DUYET Diane	FRA	Istanbul (TUR)	12 DEC 2009
WC	55.46	26.05	GALVEZ Felicity	AUS	Stockholm (SWE)	10 NOV 2009

Final

Event No. 7

Rank	Lane	Name	NOC Code	R.T.	50m	Time	FINA Points
1	4	ALSHAMMAR Therese	SWE	0.65	(1) 25.39	55.99 30.60	950
2	5	LU Ying	CHN	0.71	(2) 26.55	56.44 29.89	927
3	3	SJÖSTRÖM Sarah	SWE	0.76	(3) 27.07	56.95 29.88	903
4	2	SNILDAL Ingvild	NOR	0.72	(4) 27.57	58.31 30.74	841
5	6	GRANSTRÖM Martina	SWE	0.72	(5) 27.65	58.43 30.78	836
6	1	GRANLUND Petra	SWE	0.64	(6) 27.75	58.90 31.15	816
7	8	GONG Jie	CHN	0.83	(8) 28.16	59.02 30.86	811
8	7	MICHALAK Theresa	GER	0.66	(7) 27.77	59.23 31.46	802

LEGEND

R.T. Reaction time

Timing & Data Handling by OMEGA





FINA/ARENA Swimming World Cup 2011

DUBAI STOCKHOLM MOSCOW BERLIN SINGAPORE BEIJING TOKYO

15-16 October 2011

Event 108

15 OCT 2011 - 16:37

Men's 100m Backstroke
100m Dos Hommes

Final
Finale



Results

Résultats

	Record	Split	Name	NOC Code	Location	Date
WR	48.94	23.37	THOMAN Nicholas	USA	Manchester (GBR)	18 DEC 2009
WC	49.29	23.27	MARSHALL Peter	USA	Stockholm (SWE)	10 NOV 2009

Final

Event No. 8

Rank	Lane	Name	NOC Code	R.T.	50m	Time	FINA Points
1	4	TO Kenneth	AUS	0.61	(1) 24.82	52.07 27.25	830
2	5	SOLLI Lavrans	NOR	0.64	(2) 26.02	54.13 28.11	739
3	3	CARLSSON Mattias	SWE	0.64	(8) 26.67	54.46 27.79	725
4	6	LANG Flori	SUI	0.64	(3) 26.16	54.49 28.33	724
5	7	GREGORY David	GBR	0.68	(5) 26.40	54.55 28.15	722
6	2	HOLMBERG Sebastian	CLB	0.71	(4) 26.27	54.68 28.41	716
7	1	BORIN Niklas	CLB	0.52	(6) 26.46	55.02 28.56	703
8	8	RENHOLM Pontus	CLB	0.59	(7) 26.62	55.22 28.60	696

LEGEND

R.T. Reaction time

Timing & Data Handling by OMEGA





FINA/ARENA Swimming World Cup 2011

DUBAI STOCKHOLM MOSCOW BERLIN SINGAPORE BEIJING TOKYO

15-16 October 2011

Event 109

15 OCT 2011 - 16:41

Women's 50m Backstroke

50m Dos Femmes

Final
Finale



Results

Résultats

	Record	Name	NOC Code	Location	Date
WR	25.70	JOVANOVIC Sanja	CRO	Istanbul (TUR)	12 DEC 2009
WC	25.82	ZHAO Jing	CHN	Stockholm (SWE)	10 NOV 2009

Final

Event No. 9

Rank	Lane	Name	NOC Code	R.T.	Time	FINA Points
1	4	GOH Rachel	AUS	0.62	26.63	898
2	5	HOCKING Belinda	AUS	0.63	27.08	854
3	3	KURAS Magdalena	CLB	0.59	27.55	811
4	6	WATANABE Kanako	JPN	0.57	27.68	800
5	2	GABRILO Ivana	SUI	0.63	28.47	735
6	1	LINDBORG Ida	CLB	0.63	28.82	709
6	7	SUNDIN Natasha	CLB	0.75	28.82	709
8	8	ERIKSSON Jessica	CLB	0.57	29.21	681

LEGEND

R.T. Reaction time

Timing & Data Handling by OMEGA





FINA/ARENA Swimming World Cup 2011

DUBAI STOCKHOLM MOSCOW BERLIN SINGAPORE BEIJING TOKYO

15-16 October 2011

Event 110
15 OCT 2011 - 16:53

Men's 200m Butterfly
200m Papillon Hommes

Final
Finale



Results

Résultats

	Record	Splits			Name	NOC Code	Location	Date
WR	1:49.11	24.80	53.43	1:20.24	ALMEIDA Kaio	BRA	Stockholm (SWE)	10 NOV 2009
WC	1:49.11	24.80	53.43	1:20.24	ALMEIDA Kaio	BRA	Stockholm (SWE)	10 NOV 2009

Final

Event No. 10

Rank	Lane	Name	NOC Code	R.T.	50m	100m	150m	Time	FINA Points
1	4	SANO Hidemasa	JPN	0.64	(3) 25.55	(1) 54.00 28.45	(1) 1:22.38 28.38	1:51.33 28.95	941
2	2	LE CLOS Chad	RSA	0.71	(2) 25.18	(3) 54.17 28.99	(2) 1:23.41 29.24	1:51.88 28.47	927
3	3	KORZENIOWSKI Pawel	POL	0.75	(4) 25.65	(4) 54.58 28.93	(3) 1:24.09 29.51	1:53.93 29.84	878
4	6	STJEPANOVIC Velimir	SRB	0.65	(7) 26.21	(6) 55.22 29.01	(5) 1:24.71 29.49	1:55.03 30.32	853
5	8	CHANG Gyu Cheol	KOR	0.65	(1) 25.15	(2) 54.16 29.01	(4) 1:24.52 30.36	1:55.45 30.93	844
6	5	SJÖDIN Simon	SWE	0.68	(5) 25.68	(5) 54.99 29.31	(7) 1:24.98 29.99	1:55.48 30.50	843
7	1	SALATTA Lucas	BRA	0.68	(6) 26.02	(7) 55.25 29.23	(6) 1:24.94 29.69	1:56.00 31.06	832
8	7	VERRASZTO David	HUN	0.76	(8) 26.96	(8) 56.98 30.02	(8) 1:28.59 31.61	1:59.67 31.08	757

LEGEND

R.T. Reaction time

Timing & Data Handling by OMEGA





FINA/ARENA Swimming World Cup 2011

DUBAI STOCKHOLM MOSCOW BERLIN SINGAPORE BEIJING TOKYO

15-16 October 2011

Event 111

15 OCT 2011 - 16:58

Women's 200m Individual Medley

200m 4-Nages Femmes

Final
Finale



Results

Résultats

	Record	Splits			Name	NOC Code	Location	Date
WR	2:04.60	27.22	58.60	1:34.54	SMIT Julia	USA	Manchester (GBR)	19 DEC 2009
WC	2:06.01	27.88	59.96	1:36.81	VERRASZTO Evelyn	HUN	Moscow (RUS)	6 NOV 2009

Final

Event No. 11

Rank	Lane	Name	NOC Code	R.T.	50m	100m	150m	Time	FINA Points
1	4	MORNINGSTAR Erica	CAN	0.79	(2) 28.30	(2) 1:01.02 32.72	(1) 1:37.55 36.53	2:07.90 30.35	924
2	5	KATO Izumi	JPN	0.66	(5) 28.51	(5) 1:02.12 33.61	(2) 1:38.07 35.95	2:08.46 30.39	912
3	2	CHOI Hye Ra	KOR	0.81	(4) 28.47	(3) 1:01.26 32.79	(5) 1:39.23 37.97	2:09.39 30.16	893
4	6	MICHALAK Theresa	GER	0.69	(3) 28.37	(4) 1:01.51 33.14	(3) 1:38.71 37.20	2:09.55 30.84	889
5	7	KIM Seo Yeong	KOR	0.77	(1) 28.11	(1) 1:00.77 32.66	(4) 1:38.85 38.08	2:09.64 30.79	887
6	3	VERRASZTO Evelyn	HUN	0.78	(7) 29.18	(8) 1:02.65 33.47	(8) 1:42.06 39.41	2:11.46 29.40	851
7	1	THYDÉN Sara	SWE	0.72	(8) 29.24	(6) 1:02.22 32.98	(6) 1:40.56 38.34	2:12.30 31.74	835
8	8	SANDIN Ida	SWE	0.73	(6) 28.92	(7) 1:02.62 33.70	(7) 1:40.84 38.22	2:12.92 32.08	823

LEGEND

R.T. Reaction time

Timing & Data Handling by OMEGA





FINA/ARENA Swimming World Cup 2011

DUBAI STOCKHOLM MOSCOW BERLIN SINGAPORE BEIJING TOKYO

15-16 October 2011

Event 112
15 OCT 2011 - 17:03

Men's 400m Freestyle
400m Nage Libre Hommes



Final
Finale

Results

Résultats

	Record	Splits	Name	NOC Code	Location	Date
WR	3:32.77	52.62 1:46.68	2:40.65 BIEDERMANN Paul	GER	Berlin (GER)	14 NOV 2009
WC	3:32.77	52.62 1:46.68	2:40.65 BIEDERMANN Paul	GER	Berlin (GER)	14 NOV 2009

Final

Event No. 12

Rank	Lane	Name	NOC Code	R.T.	Time	FINA Points
1	3	BIEDERMANN Paul	GER	0.76	3:43.45	863
		50m (3) 25.79				
		100m (1) 54.05				
		150m (1) 1:22.31				
		200m (1) 1:51.07				
		250m (1) 2:19.40				
		300m (1) 2:47.73				
		350m (1) 3:16.16				
					27.29	
2	4	SORAK Stefan	SRB	0.71	3:45.09	844
		50m (1) 25.74				
		100m (2) 54.06				
		150m (3) 1:22.81				
		200m (3) 1:51.55				
		250m (3) 2:20.36				
		300m (3) 2:49.28				
		350m (4) 3:18.37				
					26.72	
3	5	JOENSEN Pal	FAR	0.75	3:45.50	840
		50m (4) 25.94				
		100m (4) 54.19				
		150m (2) 1:22.59				
		200m (2) 1:51.37				
		250m (2) 2:20.18				
		300m (2) 2:49.11				
		350m (3) 3:18.20				
					27.30	
4	6	ZHANG Zhongchao	CHN	0.73	3:46.38	830
		50m (2) 25.75				
		100m (2) 54.06				
		150m (4) 1:22.87				
		200m (4) 1:51.90				
		250m (4) 2:21.00				
		300m (4) 2:49.76				
		350m (2) 3:18.05				
					28.29	
					28.33	
5	8	LEJDSTRÖM Gustav Åberg	CLB	0.76	3:50.65	785
		50m (5) 26.55				
		100m (5) 55.45				
		150m (5) 1:24.88				
		200m (5) 1:54.41				
		250m (5) 2:23.47				
		300m (5) 2:52.94				
		350m (5) 3:22.24				
					28.41	
6	7	OLIVEIRA Marcos	BRA	0.74	3:51.78	773
		50m (8) 27.07				
		100m (8) 56.34				
		150m (8) 1:25.69				
		200m (7) 1:55.32				
		250m (7) 2:24.65				
		300m (6) 2:54.03				
		350m (6) 3:23.50				
					29.47	
					28.28	
7	1	SUNTER Thomas	GBR	0.78	3:53.54	756
		50m (6) 26.65				
		100m (6) 55.56				
		150m (6) 1:24.90				
		200m (6) 1:54.48				
		250m (6) 2:24.55				
		300m (7) 2:54.37				
		350m (7) 3:24.36				
					29.99	
					29.18	
8	2	STJEPANOVIC Velimir	SRB	0.63	3:57.24	721
		50m (7) 26.74				
		100m (6) 55.56				
		150m (7) 1:25.31				
		200m (8) 1:55.51				
		250m (8) 2:26.15				
		300m (8) 2:57.29				
		350m (8) 3:27.22				
					29.93	
					30.02	

LEGEND

R.T. Reaction time

Timing & Data Handling by OMEGA





FINA/ARENA Swimming World Cup 2011

DUBAI STOCKHOLM MOSCOW BERLIN SINGAPORE BEIJING TOKYO

15-16 October 2011

Event 113

15 OCT 2011 - 17:11

Women's 50m Freestyle
50m Nage Libre Femmes

Final
Finale



Results

Résultats

	Record	Name	NOC Code	Location	Date
WR	23.25	VELDHUIS Marleen	NED	Manchester (GBR)	13 APR 2008
WC	23.27	ALSHAMMAR Therese	SWE	Singapore (SIN)	21 NOV 2009

Final

Event No. 13

Rank	Lane	Name	NOC Code	R.T.	Time	FINA Points
1	4	ALSHAMMAR Therese	SWE	0.65	23.80	932
2	5	BAINBRIDGE Angie	AUS	0.73	24.57	847
3	2	VILSHED Claire	CLB	0.66	24.84	820
4	3	VAN LANDEGHEM Chantal	CAN	0.72	25.11	793
5	6	COLEMAN Michelle	SWE	0.75	25.13	791
6	7	FOSTER Sally	AUS	0.77	25.16	789
7	1	KURAS Magdalena	CLB	0.77	25.27	778
8	8	ZHENG Yifei	CHN	0.76	25.36	770

LEGEND

R.T. Reaction time

Timing & Data Handling by OMEGA





FINA/ARENA Swimming World Cup 2011

DUBAI STOCKHOLM MOSCOW BERLIN SINGAPORE BEIJING TOKYO

15-16 October 2011

Event 114

15 OCT 2011 - 17:23

Men's 200m Breaststroke
200m Brasse Hommes

Final
Finale



Results

Résultats

	Record	Splits			Name	NOC Code	Location	Date
WR	2:00.67	27.74	58.46	1:29.33	GYURTA Daniel	HUN	Istanbul (TUR)	13 DEC 2009
WC	2:02.56	27.32	58.26	1:29.95	VERSFELD Neil	RSA	Berlin (GER)	14 NOV 2009

Final

Event No. 14

Rank	Lane	Name	NOC Code	R.T.	50m	100m	150m	Time	FINA Points
1	6	TOMITA Naoya	JPN	0.60	(1) 28.41	(1) 59.87 31.46	(1) 1:32.22 32.35	2:05.13 32.91	896
2	4	KOCH Marco	GER	0.72	(5) 29.22	(2) 1:01.18 31.96	(2) 1:33.24 32.06	2:05.25 32.01	894
3	5	OTSUKA Kazuki	JPN	0.66	(4) 29.11	(3) 1:01.47 32.36	(3) 1:34.06 32.59	2:06.36 32.30	870
4	3	SNYDERS Glenn	NZL	0.64	(2) 29.06	(4) 1:01.83 32.77	(5) 1:35.44 33.61	2:08.81 33.37	822
5	2	BROWN Michael	CAN	0.74	(6) 29.23	(5) 1:01.90 32.67	(4) 1:35.35 33.45	2:09.11 33.76	816
6	7	KIRTON James	GBR	0.75	(3) 29.08	(6) 1:02.35 33.27	(6) 1:36.09 33.74	2:10.42 34.33	792
7	1	MOLNAR Akos	HUN	0.72	(8) 29.69	(7) 1:02.58 32.89	(7) 1:36.41 33.83	2:10.71 34.30	786
8	8	POZNIKOFF Andrew	CAN	0.69	(7) 29.57	(8) 1:03.16 33.59	(8) 1:37.65 34.49	2:12.58 34.93	753

LEGEND

R.T. Reaction time

Timing & Data Handling by OMEGA





FINA/ARENA Swimming World Cup 2011

DUBAI STOCKHOLM MOSCOW BERLIN SINGAPORE BEIJING TOKYO

15-16 October 2011

Event 115

15 OCT 2011 - 17:28

Men's 100m Individual Medley

100m 4-Nages Hommes

Final
Finale



Results

Résultats

	Record	Split	Name	NOC Code	Location	Date
WR	50.76	22.66	MANKOC Peter	SLO	Istanbul (TUR)	12 DEC 2009
WC	50.95	22.78	FESIKOV Sergey	RUS	Berlin (GER)	14 NOV 2009

Final

Event No. 15

Rank	Lane	Name	NOC Code	R.T.	50m	Time	FINA Points
1	4	TO Kenneth	AUS	0.61	(1) 23.40	52.02 28.62	929
2	3	KOSAKA Yuma	JPN	0.63	(3) 24.95	53.80 28.85	839
3	7	MCGILL Tyler	USA	0.58	(2) 24.72	54.38 29.66	813
4	5	HETLAND Aleksander	NOR	0.65	(5) 25.35	54.53 29.18	806
5	8	SALATTA Lucas	BRA	0.66	(6) 25.54	54.79 29.25	795
6	6	HORIHATA Yuya	JPN	0.66	(4) 25.27	54.95 29.68	788
7	2	COLEMAN Lenis	GBR	0.73	(7) 25.70	56.08 30.38	741
8	1	LUNDAHL Daniel	CLB	0.74	(8) 26.25	56.36 30.11	730

LEGEND

R.T. Reaction time

Timing & Data Handling by OMEGA



Results

Résultats

	Record	Splits			Name	NOC Code	Location	Date
WR	2:00.18	27.91	58.66	1:29.49	SAKAI Shiho	JPN	Berlin (GER)	14 NOV 2009
WC	2:00.18	27.91	58.66	1:29.49	SAKAI Shiho	JPN	Berlin (GER)	14 NOV 2009

Final

Event No. 16

Rank	Lane	Name	NOC Code	R.T.	50m	100m	150m	Time	FINA Points
1	4	HOCKING Belinda	AUS	0.64	(1) 29.97	(1) 1:01.26 31.29	(1) 1:33.66 32.40	2:05.76 32.10	872
2	5	SNODGRASS Brooklynn	CAN	0.72	(3) 30.72	(3) 1:03.10 32.38	(3) 1:36.03 32.93	2:08.47 32.44	818
3	6	HAFSTRÖM Sandra	CLB	0.77	(2) 30.52	(2) 1:02.79 32.27	(2) 1:35.75 32.96	2:08.68 32.93	814
4	3	VERRASZTO Evelyn	HUN	0.69	(5) 31.35	(5) 1:04.71 33.36	(4) 1:37.34 32.63	2:09.28 31.94	803
5	2	LINDBORG Ida	CLB	0.65	(4) 31.18	(4) 1:04.70 33.52	(5) 1:38.47 33.77	2:12.11 33.64	752
6	7	BJÖRLYKKE Veronica	NOR	0.75	(6) 31.40	(6) 1:04.72 33.32	(6) 1:38.99 34.27	2:13.19 34.20	734
7	1	ERIKSSON Linda	CLB	0.60	(7) 31.89	(7) 1:05.68 33.79	(7) 1:40.64 34.96	2:15.07 34.43	704
8	8	SVENSSON Sofia	CLB	0.61	(8) 32.34	(8) 1:06.38 34.04	(8) 1:41.40 35.02	2:16.95 35.55	675

LEGEND

R.T. Reaction time

Timing & Data Handling by OMEGA



FINA/ARENA Swimming World Cup 2011

DUBAI STOCKHOLM MOSCOW BERLIN SINGAPORE BEIJING TOKYO

15-16 October 2011

Event 117

15 OCT 2011 - 17:37

Men's 50m Butterfly

50m Papillon Hommes

Final

Finale



Results

Résultats

	Record	Name	NOC Code	Location	Date
WR	21.80	DEIBLER Steffen	GER	Berlin (GER)	14 NOV 2009
WC	21.80	DEIBLER Steffen	GER	Berlin (GER)	14 NOV 2009

Final

Event No. 17

Rank	Lane	Name	NOC Code	R.T.	Time	FINA Points
1	4	HUEGILL Geoff	AUS	0.67	22.70	885
2	5	MCGILL Tyler	USA	0.58	23.58	790
3	3	FRÖLANDER Lars	SWE	0.67	23.76	772
4	2	VENANCIO Tiago	POR	0.70	23.87	761
5	6	CHANG Gyu Cheol	KOR	0.64	24.04	745
6	7	FLODQVIST Pontus	CLB	0.63	24.28	723
7	1	SPITZER Martin	AUT	0.68	24.30	722
8	8	HOLMBERG Sebastian	CLB	0.71	24.36	716

LEGEND

R.T. Reaction time

Timing & Data Handling by OMEGA





FINA/ARENA Swimming World Cup 2011

DUBAI STOCKHOLM MOSCOW BERLIN SINGAPORE BEIJING TOKYO

15-16 October 2011

Event 101

15 OCT 2011 - 15:50

Women's 800m Freestyle
800m Nage Libre Femmes

Fastest Heat(s)
Série(s) rapide(s)



Results

Résultats

	Record	Splits	Name	NOC Code	Location	Date
WR	8:04.53	59.82 2:01.30 3:02.55	4:03.36 FILIPPI Alessia	ITA	Rijeka (CRO)	12 DEC 2008
WC	8:04.61	58.39 1:59.49 3:00.62	4:02.01 FRIIS Lotte	DEN	Berlin (GER)	14 NOV 2009
		5:04.40 6:05.02 7:05.51				
		5:03.19 6:04.12 7:04.99				

Heat 2

Event No. 1

Rank	Lane	Name	NOC Code	R.T.	Time	FINA Points	
1	4	VERRASZTO Evelyn	HUN	0.73	8:20.78	905	
50m (3) 29.84	100m (3) 1:01.69	150m (2) 1:33.44	200m (2) 2:05.39	250m (2) 2:37.15	300m (2) 3:08.91	350m (2) 3:40.74	400m (2) 4:12.67
	31.85	31.75	31.95	31.76	31.83	31.83	31.93
450m (2) 4:43.95	500m (2) 5:15.32	550m (2) 5:46.78	600m (2) 6:18.32	650m (2) 6:49.43	700m (2) 7:20.43	750m (1) 7:51.47	
31.28	31.37	31.46	31.54	31.11	31.00	31.04	29.31
2	3	FAULKNER Eleanor	GBR	0.76	8:21.19	903	
50m (1) 28.49	100m (1) 59.75	150m (1) 1:31.61	200m (1) 2:03.38	250m (1) 2:35.29	300m (1) 3:07.10	350m (1) 3:38.64	400m (1) 4:10.22
	31.26	31.86	31.77	31.91	31.81	31.54	31.58
450m (1) 4:41.66	500m (1) 5:13.55	550m (1) 5:45.55	600m (1) 6:17.29	650m (1) 6:48.57	700m (1) 7:20.25	750m (2) 7:51.69	
31.44	31.89	32.00	31.74	31.28	31.68	31.44	29.50
3	5	FAGUNDEZ Gabriella	SWE	0.79	8:37.69	819	
50m (4) 30.03	100m (4) 1:02.06	150m (4) 1:34.46	200m (3) 2:06.84	250m (3) 2:39.07	300m (3) 3:11.54	350m (3) 3:44.11	400m (3) 4:16.64
	32.03	32.40	32.38	32.23	32.47	32.57	32.53
450m (3) 4:49.09	500m (3) 5:21.88	550m (3) 5:54.72	600m (3) 6:27.38	650m (3) 7:00.13	700m (3) 7:32.82	750m (3) 8:05.55	
32.45	32.79	32.84	32.66	32.75	32.69	32.73	32.14
4	2	LAJUNEN Laura	FIN	0.71	8:45.01	786	
50m (2) 29.19	100m (2) 1:01.52	150m (3) 1:34.41	200m (4) 2:07.57	250m (4) 2:40.88	300m (4) 3:13.97	350m (4) 3:47.21	400m (4) 4:20.74
	32.33	32.89	33.16	33.31	33.09	33.24	33.53
450m (4) 4:53.83	500m (4) 5:27.24	550m (4) 6:00.69	600m (4) 6:33.99	650m (4) 7:06.99	700m (4) 7:40.29	750m (4) 8:13.18	
33.09	33.41	33.45	33.30	33.00	33.30	32.89	31.83
5	6	EKELUND Rebecka	CLB	0.86	8:49.85	764	
50m (5) 30.29	100m (5) 1:02.67	150m (5) 1:35.38	200m (5) 2:08.18	250m (5) 2:41.45	300m (5) 3:14.66	350m (5) 3:47.91	400m (5) 4:21.27
	32.38	32.71	32.80	33.27	33.21	33.25	33.36
450m (5) 4:54.61	500m (5) 5:27.96	550m (5) 6:01.56	600m (5) 6:35.14	650m (5) 7:08.83	700m (5) 7:42.47	750m (5) 8:16.58	
33.34	33.35	33.60	33.58	33.69	33.64	34.11	33.27
6	7	ERICSSON Elsa	SWE	0.72	8:51.53	757	
50m (6) 30.33	100m (6) 1:03.51	150m (6) 1:36.74	200m (6) 2:10.17	250m (6) 2:43.59	300m (6) 3:17.07	350m (6) 3:50.49	400m (6) 4:23.84
	33.18	33.23	33.43	33.42	33.48	33.42	33.35
450m (6) 4:57.53	500m (6) 5:30.96	550m (6) 6:04.45	600m (6) 6:38.17	650m (6) 7:12.38	700m (6) 7:45.85	750m (6) 8:19.51	
33.69	33.43	33.49	33.72	34.21	33.47	33.66	32.02
7	1	ANDERSSON Madelene	SWE	0.79	8:57.29	733	
50m (8) 30.87	100m (8) 1:04.18	150m (8) 1:37.84	200m (8) 2:11.43	250m (7) 2:44.16	300m (7) 3:17.58	350m (7) 3:50.94	400m (7) 4:24.50
	33.31	33.66	33.59	32.73	33.42	33.36	33.56
450m (7) 4:58.53	500m (7) 5:32.81	550m (7) 6:07.01	600m (7) 6:41.23	650m (7) 7:15.50	700m (7) 7:49.89	750m (7) 8:23.94	
34.03	34.28	34.20	34.22	34.27	34.39	34.05	33.35
8	8	HIPPI Josefine	CLB	0.57	9:00.62	719	
50m (7) 30.48	100m (7) 1:03.92	150m (7) 1:37.53	200m (7) 2:11.05	250m (8) 2:44.81	300m (8) 3:18.81	350m (8) 3:52.80	400m (8) 4:26.97
	33.44	33.61	33.52	33.76	34.00	33.99	34.17
450m (8) 5:01.02	500m (8) 5:35.15	550m (8) 6:09.48	600m (8) 6:43.91	650m (8) 7:18.39	700m (8) 7:52.97	750m (8) 8:27.15	
34.05	34.13	34.33	34.43	34.48	34.58	34.18	33.47

LEGEND

R.T. Reaction time

Timing & Data Handling by OMEGA





FINA/ARENA Swimming World Cup 2011

DUBAI STOCKHOLM MOSCOW BERLIN SINGAPORE BEIJING TOKYO

15-16 October 2011

Event 106

15 OCT 2011 - 16:25

Men's 400m Individual Medley
400m 4-Nages Hommes

Fastest Heat(s)
Série(s) rapide(s)



Results

Résultats

	Record	Splits	Name	NOC Code	Location	Date
WR	3:55.50	54.62	1:53.73	3:01.14	LOCHTE Ryan	USA Dubai (UAE) 16 DEC 2010
WC	4:00.63	55.65	1:55.57	3:03.41	PEREIRA Thiago	BRA Berlin (GER) 17 NOV 2007

Heat 2

Event No. 6

Rank	Lane	Name	NOC Code	R.T.	Time	FINA Points
1	5	LE CLOS Chad	RSA	0.73	4:03.10	909
		50m (1) 24.75				
		100m (1) 53.62 28.87				
		150m (1) 1:25.39 31.77				
		200m (1) 1:55.55 30.16				
		250m (1) 2:31.90 36.35				
		300m (2) 3:06.96 35.06				
		350m (1) 3:35.70 28.74				
					27.40	
2	3	SETO Daiya	JPN	0.61	4:03.33	906
		50m (2) 26.29				
		100m (2) 56.22 29.93				
		150m (2) 1:27.53 31.31				
		200m (2) 1:58.43 30.90				
		250m (2) 2:32.46 34.03				
		300m (1) 3:06.92 34.46				
		350m (2) 3:36.10 29.18				
					27.23	
3	4	VERRASZTO David	HUN	0.72	4:03.45	905
		50m (3) 26.61				
		100m (3) 56.84 30.23				
		150m (3) 1:27.82 30.98				
		200m (3) 1:58.53 30.71				
		250m (3) 2:32.66 34.13				
		300m (3) 3:07.37 34.71				
		350m (3) 3:36.40 29.03				
					27.05	
4	6	HORIHATA Yuya	JPN	0.68	4:09.83	837
		50m (4) 27.14				
		100m (4) 57.43 30.29				
		150m (4) 1:28.76 31.33				
		200m (4) 2:00.46 31.70				
		250m (4) 2:35.94 35.48				
		300m (4) 3:11.62 35.68				
		350m (4) 3:41.36 29.74				
					28.47	
5	7	KOCH Marco	GER	0.70	4:18.07	759
		50m (6) 27.53				
		100m (7) 59.80 32.27				
		150m (7) 1:35.08 35.28				
		200m (7) 2:09.71 34.63				
		250m (6) 2:43.55 33.84				
		300m (5) 3:17.99 34.44				
		350m (6) 3:49.65 31.66				
					28.42	
6	1	JOHNSON Matthew	GBR	0.70	4:18.34	757
		50m (5) 27.29				
		100m (5) 58.42 31.13				
		150m (5) 1:31.66 33.24				
		200m (5) 2:04.61 32.95				
		250m (5) 2:42.02 37.41				
		300m (6) 3:19.55 37.53				
		350m (5) 3:49.45 29.90				
					28.89	
7	8	PERSSON Erik	SWE	0.77	4:23.81	711
		50m (7) 27.68				
		100m (6) 59.60 31.92				
		150m (6) 1:34.08 34.48				
		200m (6) 2:06.77 32.69				
		250m (7) 2:44.22 37.45				
		300m (7) 3:21.03 36.81				
		350m (7) 3:52.98 31.95				
					30.83	
	2	SANO Hidemasa	JPN		DSQ	

LEGEND

DSQ Disqualified

R.T. Reaction time

Timing & Data Handling by OMEGA





FINA/ARENA Swimming World Cup 2011

DUBAI STOCKHOLM MOSCOW BERLIN SINGAPORE BEIJING TOKYO

15-16 October 2011

Event 101

15 OCT 2011 - 15:50

Women's 800m Freestyle
800m Nage Libre Femmes

Fastest Heat(s)
Série(s) rapide(s)



Results Summary

Synthèse des résultats

	Record	Splits			Name	NOC Code	Location	Date
WR	8:04.53	59.82	2:01.30	3:02.55	4:03.36	FILIPPI Alessia	ITA Rijeka (CRO)	12 DEC 2008
		5:04.40	6:05.02	7:05.51				
WC	8:04.61	58.39	1:59.49	3:00.62	4:02.01	FRIIS Lotte	DEN Berlin (GER)	14 NOV 2009
		5:03.19	6:04.12	7:04.99				

Event No. 1

Rank	Heat	Lane	Name	Year of Birth	NOC Code	R.T.	Time	FINA Points
1	2	4	VERRASZTO Evelyn	1989	HUN	0.73	8:20.78	905
	50m 29.84	100m 1:01.69	150m 1:33.44	200m 2:05.39	250m 2:37.15	300m 3:08.91	350m 3:40.74	400m 4:12.67
		31.85	31.75	31.95	31.76	31.76	31.83	31.93
	450m 4:43.95	500m 5:15.32	550m 5:46.78	600m 6:18.32	650m 6:49.43	700m 7:20.43	750m 7:51.47	
	31.28	31.37	31.46	31.54	31.11	31.00	31.04	29.31
2	2	3	FAULKNER Eleanor	1993	GBR	0.76	8:21.19	903
	50m 28.49	100m 59.75	150m 1:31.61	200m 2:03.38	250m 2:35.29	300m 3:07.10	350m 3:38.64	400m 4:10.22
		31.26	31.86	31.77	31.91	31.81	31.54	31.58
	450m 4:41.66	500m 5:13.55	550m 5:45.55	600m 6:17.29	650m 6:48.57	700m 7:20.25	750m 7:51.69	
	31.44	31.89	32.00	31.74	31.28	31.68	31.44	29.50
3	2	5	FAGUNDEZ Gabriella	1985	SWE	0.79	8:37.69	819
	50m 30.03	100m 1:02.06	150m 1:34.46	200m 2:06.84	250m 2:39.07	300m 3:11.54	350m 3:44.11	400m 4:16.64
		32.03	32.40	32.38	32.23	32.47	32.57	32.53
	450m 4:49.09	500m 5:21.88	550m 5:54.72	600m 6:27.38	650m 7:00.13	700m 7:32.82	750m 8:05.55	
	32.45	32.79	32.84	32.66	32.75	32.69	32.73	32.14
4	2	2	LAJUNEN Laura	1992	FIN	0.71	8:45.01	786
	50m 29.19	100m 1:01.52	150m 1:34.41	200m 2:07.57	250m 2:40.88	300m 3:13.97	350m 3:47.21	400m 4:20.74
		32.33	32.89	33.16	33.31	33.09	33.24	33.53
	450m 4:53.83	500m 5:27.24	550m 6:00.69	600m 6:33.99	650m 7:06.99	700m 7:40.29	750m 8:13.18	
	33.09	33.41	33.45	33.30	33.00	33.30	32.89	31.83
5	2	6	EKELUND Rebecka	1992	CLB	0.86	8:49.85	764
	50m 30.29	100m 1:02.67	150m 1:35.38	200m 2:08.18	250m 2:41.45	300m 3:14.66	350m 3:47.91	400m 4:21.27
		32.38	32.71	32.80	33.27	33.21	33.25	33.36
	450m 4:54.61	500m 5:27.96	550m 6:01.56	600m 6:35.14	650m 7:08.83	700m 7:42.47	750m 8:16.58	
	33.34	33.35	33.60	33.58	33.69	33.64	34.11	33.27
6	2	7	ERICSSON Elsa	1995	SWE	0.72	8:51.53	757
	50m 30.33	100m 1:03.51	150m 1:36.74	200m 2:10.17	250m 2:43.59	300m 3:17.07	350m 3:50.49	400m 4:23.84
		33.18	33.23	33.43	33.42	33.48	33.42	33.35
	450m 4:57.53	500m 5:30.96	550m 6:04.45	600m 6:38.17	650m 7:12.38	700m 7:45.85	750m 8:19.51	
	33.69	33.43	33.49	33.72	34.21	33.47	33.66	32.02
7	2	1	ANDERSSON Madelene	1995	SWE	0.79	8:57.29	733
	50m 30.87	100m 1:04.18	150m 1:37.84	200m 2:11.43	250m 2:44.16	300m 3:17.58	350m 3:50.94	400m 4:24.50
		33.31	33.66	33.59	32.73	33.42	33.36	33.56
	450m 4:58.53	500m 5:32.81	550m 6:07.01	600m 6:41.23	650m 7:15.50	700m 7:49.89	750m 8:23.94	
	34.03	34.28	34.20	34.22	34.27	34.39	34.05	33.35
8	2	8	HIPPI Josefina	1994	CLB	0.57	9:00.62	719
	50m 30.48	100m 1:03.92	150m 1:37.53	200m 2:11.05	250m 2:44.81	300m 3:18.81	350m 3:52.80	400m 4:26.97
		33.44	33.61	33.52	33.76	34.00	33.99	34.17
	450m 5:01.02	500m 5:35.15	550m 6:09.48	600m 6:43.91	650m 7:18.39	700m 7:52.97	750m 8:27.15	
	34.05	34.13	34.33	34.43	34.48	34.58	34.18	33.47
9	1	5	CHAN Nur Marina	1997	SIN	0.69	9:20.20	647
	50m 32.22	100m 1:07.08	150m 1:42.68	200m 2:18.20	250m 2:53.97	300m 3:29.36	350m 4:05.22	400m 4:40.75
		34.86	35.60	35.52	35.77	35.39	35.86	35.53
	450m 5:16.00	500m 5:51.54	550m 6:26.95	600m 7:02.54	650m 7:38.14	700m 8:13.42	750m 8:48.50	
	35.25	35.54	35.41	35.59	35.60	35.28	35.08	31.70
10	1	4	TSENG Rachel	1998	SIN	0.71	9:21.11	643
	50m 31.79	100m 1:06.88	150m 1:42.47	200m 2:18.03	250m 2:53.89	300m 3:29.27	350m 4:05.29	400m 4:40.82
		35.09	35.59	35.56	35.86	35.38	36.02	35.53
	450m 5:16.10	500m 5:51.59	550m 6:27.21	600m 7:02.75	650m 7:38.31	700m 8:13.86	750m 8:49.35	
	35.28	35.49	35.62	35.54	35.56	35.55	35.49	31.76

LEGEND

R.T. Reaction time

Timing & Data Handling by OMEGA





FINA/ARENA Swimming World Cup 2011

DUBAI STOCKHOLM MOSCOW BERLIN SINGAPORE BEIJING TOKYO

15-16 October 2011

Event 106

15 OCT 2011 - 16:25

Men's 400m Individual Medley

400m 4-Nages Hommes

Fastest Heat(s)

Série(s) rapide(s)



Results Summary

Synthèse des résultats

	Record	Splits	Name	NOC Code	Location	Date
WR	3:55.50	54.62 1:53.73	3:01.14 LOCHTE Ryan	USA	Dubai (UAE)	16 DEC 2010
WC	4:00.63	55.65 1:55.57	3:03.41 PEREIRA Thiago	BRA	Berlin (GER)	17 NOV 2007

Event No. 6

Rank	Heat	Lane	Name	Year of Birth	NOC Code	R.T.	Time	FINA Points
1	2	5	LE CLOS Chad	1992	RSA	0.73	4:03.10	909
	50m	24.75	100m 53.62	150m 1:25.39	200m 1:55.55	250m 2:31.90	300m 3:06.96	350m 3:35.70
					30.16	36.35	35.06	27.40
2	2	3	SETO Daiya	1994	JPN	0.61	4:03.33	906
	50m	26.29	100m 56.22	150m 1:27.53	200m 1:58.43	250m 2:32.46	300m 3:06.92	350m 3:36.10
					30.90	34.03	34.46	29.18
3	2	4	VERRASZTO David	1988	HUN	0.72	4:03.45	905
	50m	26.61	100m 56.84	150m 1:27.82	200m 1:58.53	250m 2:32.66	300m 3:07.37	350m 3:36.40
					30.71	34.13	34.71	29.03
4	2	6	HORIHATA Yuya	1990	JPN	0.68	4:09.83	837
	50m	27.14	100m 57.43	150m 1:28.76	200m 2:00.46	250m 2:35.94	300m 3:11.62	350m 3:41.36
					31.70	35.48	35.68	29.74
5	2	7	KOCH Marco	1990	GER	0.70	4:18.07	759
	50m	27.53	100m 59.80	150m 1:35.08	200m 2:09.71	250m 2:43.55	300m 3:17.99	350m 3:49.65
					34.63	33.84	34.44	31.66
6	2	1	JOHNSON Matthew	1995	GBR	0.70	4:18.34	757
	50m	27.29	100m 58.42	150m 1:31.66	200m 2:04.61	250m 2:42.02	300m 3:19.55	350m 3:49.45
					32.95	37.41	37.53	29.90
7	1	5	COLEMAN Lenis	1992	GBR	0.79	4:23.35	715
	50m	26.89	100m 58.99	150m 1:32.96	200m 2:07.68	250m 2:42.67	300m 3:20.16	350m 3:52.56
					34.72	34.99	37.49	32.40
8	2	8	PERSSON Erik	1994	SWE	0.77	4:23.81	711
	50m	27.68	100m 59.60	150m 1:34.08	200m 2:06.77	250m 2:44.22	300m 3:21.03	350m 3:52.98
					32.69	37.45	36.81	31.95
9	1	4	KANTH Linus	1991	CLB	0.75	4:28.30	676
	50m	28.45	100m 1:00.37	150m 1:34.84	200m 2:08.31	250m 2:45.91	300m 3:24.72	350m 3:57.05
					33.47	37.60	38.81	32.33
10	1	3	VALENTE Miguel	1993	BRA	0.70	4:30.63	658
	50m	27.60	100m 1:00.24	150m 1:35.10	200m 2:09.38	250m 2:46.48	300m 3:26.54	350m 3:59.22
					34.28	37.10	40.06	32.68
11	1	6	PAULSSON Adam	1995	CLB	0.76	4:35.06	627
	50m	29.28	100m 1:02.97	150m 1:39.13	200m 2:14.27	250m 2:52.35	300m 3:31.29	350m 4:03.94
					35.14	38.08	38.94	32.65
12	1	7	ERIKSSON Gusten	1994	CLB	0.73	4:38.14	606
	50m	29.46	100m 1:03.19	150m 1:39.33	200m 2:14.35	250m 2:55.79	300m 3:37.00	350m 4:08.68
					35.02	41.44	41.21	31.68
13	1	2	GUDJONSSON Karl-Fredrik	1993	CLB	0.76	4:38.31	605
	50m	29.50	100m 1:03.55	150m 1:41.19	200m 2:17.30	250m 2:54.77	300m 3:33.33	350m 4:06.52
					36.11	37.47	38.56	33.19
	2	2	SANO Hidemasa	1984	JPN		DSQ	

LEGEND

DSQ Disqualified

R.T. Reaction time

Timing & Data Handling by OMEGA





FINA/ARENA Swimming World Cup 2011

DUBAI STOCKHOLM MOSCOW BERLIN SINGAPORE BEIJING TOKYO

15-16 October 2011



Event 101

15 OCT 2011

Women's 800m Freestyle
800m Nage Libre Femmes

Fastest Heat(s)
Série(s) rapide(s)

Medallists

Médaillés

Medal	Name	NOC
GOLD	VERRASZTO Evelyn	HUN - Hungary
SILVER	FAULKNER Eleanor	GBR - Great Britain
BRONZE	FAGUNDEZ Gabriella	SWE - Sweden

Timing & Data Handling by OMEGA





FINA/ARENA Swimming World Cup 2011

DUBAI  STOCKHOLM  MOSCOW  BERLIN  SINGAPORE  BEIJING  TOKYO

15-16 October 2011

Event 102
15 OCT 2011

Men's 100m Freestyle
100m Nage Libre Hommes

Final
Finale



Medallists

Médaillés


Medal	Name	NOC
GOLD	NYSTRAND Stefan	SWE - Sweden
SILVER	HAYDEN Brent	CAN - Canada
BRONZE	ABOOD Matthew	AUS - Australia

Timing & Data Handling by OMEGA





FINA/ARENA Swimming World Cup 2011

DUBAI  STOCKHOLM  MOSCOW  BERLIN  SINGAPORE  BEIJING  TOKYO

15-16 October 2011

Event 103

15 OCT 2011

Women's 200m Freestyle
200m Nage Libre Femmes

Final
Finale



Medallists

Médaillés

Medal	Name	NOC
GOLD	SJÖSTRÖM Sarah	SWE - Sweden
SILVER	BAINBRIDGE Angie	AUS - Australia
BRONZE	SCHREIBER Daniela	GER - Germany

Timing & Data Handling by OMEGA





FINA/ARENA Swimming World Cup 2011

DUBAI  STOCKHOLM  MOSCOW  BERLIN  SINGAPORE  BEIJING  TOKYO

15-16 October 2011

Event 104
15 OCT 2011

Men's 50m Breaststroke
50m Brasse Hommes

Final
Finale



Medallists

Médaillés


Medal	Name	NOC
GOLD	SNYDERS Glenn	NZL - New Zealand
SILVER	DALE OEN Alexander	NOR - Norway
BRONZE	HETLAND Aleksander	NOR - Norway

Timing & Data Handling by OMEGA





FINA/ARENA Swimming World Cup 2011

DUBAI  STOCKHOLM  MOSCOW  BERLIN  SINGAPORE  BEIJING  TOKYO

15-16 October 2011

Event 105

15 OCT 2011

Women's 100m Breaststroke
100m Brasse Femmes

Final
Finale



Medallists

Médaillés



Medal	Name	NOC
GOLD	JOHANSSON Jennie	SWE - Sweden
SILVER	SUN Ye	CHN - China
BRONZE	KIM Hye Jin	KOR - Korea

Timing & Data Handling by OMEGA





FINA/ARENA Swimming World Cup 2011

DUBAI  STOCKHOLM  MOSCOW  BERLIN  SINGAPORE  BEIJING  TOKYO

15-16 October 2011



Event 106

15 OCT 2011

Men's 400m Individual Medley
400m 4-Nages Hommes

Fastest Heat(s)
Série(s) rapide(s)

Medallists

Médaillés

Medal	Name	NOC
GOLD	LE CLOS Chad	RSA - South Africa
SILVER	SETO Daiya	JPN - Japan
BRONZE	VERRASZTO David	HUN - Hungary

Timing & Data Handling by OMEGA





FINA/ARENA Swimming World Cup 2011

DUBAI  STOCKHOLM  MOSCOW  BERLIN  SINGAPORE  BEIJING  TOKYO

15-16 October 2011

Event 107
15 OCT 2011

Women's 100m Butterfly
100m Papillon Femmes

Final
Finale



Medallists

Médaillés

Medal	Name	NOC
GOLD	ALSHAMMAR Therese	SWE - Sweden
SILVER	LU Ying	CHN - China
BRONZE	SJÖSTRÖM Sarah	SWE - Sweden

Timing & Data Handling by OMEGA





FINA/ARENA Swimming World Cup 2011

DUBAI  STOCKHOLM  MOSCOW  BERLIN  SINGAPORE  BEIJING  TOKYO

15-16 October 2011

Event 108

15 OCT 2011

Men's 100m Backstroke
100m Dos Hommes

Final
Finale



Medallists

Médaillés

Medal	Name	NOC
GOLD	TO Kenneth	AUS - Australia
SILVER	SOLLI Lavrans	NOR - Norway
BRONZE	CARLSSON Mattias	SWE - Sweden

Timing & Data Handling by OMEGA





FINA/ARENA Swimming World Cup 2011

DUBAI  STOCKHOLM  MOSCOW  BERLIN  SINGAPORE  BEIJING  TOKYO

15-16 October 2011

Event 109

15 OCT 2011

Women's 50m Backstroke

50m Dos Femmes

Final

Finale



Medallists

Médaillés


Medal	Name	NOC
GOLD	GOH Rachel	AUS - Australia
SILVER	HOCKING Belinda	AUS - Australia
BRONZE	KURAS Magdalena	CLB - Sweden Clubs

Timing & Data Handling by OMEGA





FINA/ARENA Swimming World Cup 2011

DUBAI  STOCKHOLM  MOSCOW  BERLIN  SINGAPORE  BEIJING  TOKYO

15-16 October 2011

Event 110

15 OCT 2011

Men's 200m Butterfly

200m Papillon Hommes

Final

Finale



Medallists

Médaillés

Medal	Name	NOC
GOLD	SANO Hidemasa	JPN - Japan
SILVER	LE CLOS Chad	RSA - South Africa
BRONZE	KORZENIOWSKI Pawel	POL - Poland

Timing & Data Handling by OMEGA





FINA/ARENA Swimming World Cup 2011

DUBAI  STOCKHOLM  MOSCOW  BERLIN  SINGAPORE  BEIJING  TOKYO

15-16 October 2011



Event 111

15 OCT 2011

Women's 200m Individual Medley

200m 4-Nages Femmes

Final

Finale

Medallists

Médaillés


Medal	Name	NOC
GOLD	MORNINGSTAR Erica	CAN - Canada
SILVER	KATO Izumi	JPN - Japan
BRONZE	CHOI Hye Ra	KOR - Korea

Timing & Data Handling by OMEGA





FINA/ARENA Swimming World Cup 2011

DUBAI  STOCKHOLM  MOSCOW  BERLIN  SINGAPORE  BEIJING  TOKYO

15-16 October 2011

Event 112
15 OCT 2011

Men's 400m Freestyle
400m Nage Libre Hommes

Final
Finale



Medallists

Médaillés



Medal	Name	NOC
GOLD	BIEDERMANN Paul	GER - Germany
SILVER	SORAK Stefan	SRB - Serbia
BRONZE	JOENSEN Pal	FAR - Faroe Islands

Timing & Data Handling by OMEGA





FINA/ARENA Swimming World Cup 2011

DUBAI  STOCKHOLM  MOSCOW  BERLIN  SINGAPORE  BEIJING  TOKYO

15-16 October 2011

Event 113
15 OCT 2011

Women's 50m Freestyle
50m Nage Libre Femmes

Final
Finale



Medallists

Médaillés



Medal	Name	NOC
GOLD	ALSHAMMAR Therese	SWE - Sweden
SILVER	BAINBRIDGE Angie	AUS - Australia
BRONZE	VILSHED Claire	CLB - Sweden Clubs

Timing & Data Handling by OMEGA





FINA/ARENA Swimming World Cup 2011

DUBAI  STOCKHOLM  MOSCOW  BERLIN  SINGAPORE  BEIJING  TOKYO

15-16 October 2011

Event 114

15 OCT 2011

Men's 200m Breaststroke
200m Brasse Hommes

Final
Finale



Medallists

Médaillés


Medal	Name	NOC
GOLD	TOMITA Naoya	JPN - Japan
SILVER	KOCH Marco	GER - Germany
BRONZE	OTSUKA Kazuki	JPN - Japan

Timing & Data Handling by OMEGA





FINA/ARENA Swimming World Cup 2011

DUBAI  STOCKHOLM  MOSCOW  BERLIN  SINGAPORE  BEIJING  TOKYO

15-16 October 2011



Event 115

15 OCT 2011

Men's 100m Individual Medley

100m 4-Nages Hommes

Final

Finale

Medallists

Médaillés




Medal	Name	NOC
GOLD	TO Kenneth	AUS - Australia
SILVER	KOSAKA Yuma	JPN - Japan
BRONZE	MCGILL Tyler	USA - United States

Timing & Data Handling by OMEGA





FINA/ARENA Swimming World Cup 2011

DUBAI  STOCKHOLM  MOSCOW  BERLIN  SINGAPORE  BEIJING  TOKYO

15-16 October 2011

Event 116

15 OCT 2011

Women's 200m Backstroke
200m Dos Femmes

Final
Finale



Medallists

Médaillés




Medal	Name	NOC
GOLD	HOCKING Belinda	AUS - Australia
SILVER	SNODGRASS Brooklynn	CAN - Canada
BRONZE	HAFSTRÖM Sandra	CLB - Sweden Clubs

Timing & Data Handling by OMEGA





FINA/ARENA Swimming World Cup 2011

DUBAI  STOCKHOLM  MOSCOW  BERLIN  SINGAPORE  BEIJING  TOKYO

15-16 October 2011



Event 117

15 OCT 2011

Men's 50m Butterfly

50m Papillon Hommes

Final

Finale

Medallists

Médaillés

Medal	Name	NOC
GOLD	HUEGILL Geoff	AUS - Australia
SILVER	MCGILL Tyler	USA - United States
BRONZE	FRÖLANDER Lars	SWE - Sweden

Timing & Data Handling by OMEGA





FINA/ARENA Swimming World Cup 2011

DUBAI STOCKHOLM MOSCOW BERLIN SINGAPORE BEIJING TOKYO

15-16 October 2011

Event 18

16 OCT 2011 - 08:30

Men's 1500m Freestyle
1500m Nage Libre Hommes

Slowest Heat(s)
Série(s) lente(s)



Start List

Liste de départ

	Record	Splits				Name	NOC Code	Location	Date
WR	14:10.10	53.60	1:49.96	2:46.46	3:43.19	HACKETT Grant	AUS	Perth (AUS)	7 AUG 2001
		4:40.13	5:37.00	6:34.11	7:31.36				
		8:28.45	9:25.73	10:22.90	11:20.05				
		12:17.11	13:14.02						
WC	14:28.35	56.22	1:54.80	2:53.90	3:52.82	COLBERTALDO Federico	ITA	Stockholm (SWE)	11 NOV 2009
		4:51.16	5:48.77	6:46.93	7:45.09				
		8:43.29	9:40.62	10:38.04	11:35.67				
		12:33.56	13:31.62						

Heat 1 of 1

Event No. 18

Lane	Name	NOC	Year of Birth	Qualifying Time	Time	Rank
3	HILDESSON Johan	CLB	1992	16:39.11		
4	ERIKSSON Gusten	CLB	1994	16:12.58		
5	MORTENSEN Oli	FAR	1996	16:25.55		
6	BERGGREN Alexander	CLB	1994	16:44.93		

Timing & Data Handling by OMEGA



Start List

Liste de départ

	Record	Split	Name	NOC Code	Location	Date
WR	51.01	24.29	TRICKETT Lisbeth	AUS	Hobart (AUS)	10 AUG 2009
WC	51.19	24.54	HALSALL Francesca	GBR	Singapore (SIN)	22 NOV 2009

Heat 1 of 5

Event No. 19

Lane	Name	NOC	Year of Birth	Qualifying Time	Time	Rank
1	LUNUSJKIN Maria	CLB	1993	1:00.79		
2	MAGNUSSON Maja	CLB	1992	59.88		
3	ÅHLSTRÖM Matilda	CLB	1991	59.09		
4	MORTENSEN Gudrun	FAR	1997	58.87		
5	AUSTIN Gabriella	NZL	1995	58.99		
6	TSENG Rachel	SIN	1998	59.42		
7	EKMAN Christine	CLB	1994	1:00.05		

Heat 2 of 5

Lane	Name	NOC	Year of Birth	Qualifying Time	Time	Rank
1	ERIKSSON Jessica	CLB	1995	58.65		
2	BJÖRLYKKE Veronica	NOR	1994	58.32		
3	BIELICZ Linnéa	CLB	1994	57.87		
4	ERIKSEN Josefin	SWE	1995	57.20		
5	SNODGRASS Brooklynn	CAN	1994	57.50		
6	HIPPI Jaqueline	SWE	1996	58.17		
7	CHAN Nur Marina	SIN	1997	58.59		
8	LEWIN Marlene Pavlu	CLB	1997	58.66		

Heat 3 of 5

Lane	Name	NOC	Year of Birth	Qualifying Time	Time	Rank
1	LINDKVIST Josefin	CLB	1993	56.88		
2	KREMER Paige	CAN	1996	55.66		
3	HANSSON Louise	SWE	1996	54.29		
4	VAN LANDEGHEM Chantal	CAN	1994	53.37		
5	MORNINGSTAR Erica	CAN	1989	54.10		
6	ZHENG Yifei	CHN	1992	55.15		
7	LAJUNEN Laura	FIN	1992	56.66		
8	DOLLMAYER Wanda	SWE	1996	57.20		

Timing & Data Handling by OMEGA

Heat 4 of 5

Lane	Name	NOC	Year of Birth	Qualifying Time	Time	Rank
1	EKSTRÖM Vilma	CLB	1994	56.83		
2	BERTRAND Céline	SWE	1995	55.62		
3	VILSHED Claire	CLB	1980	54.24		
4	SJÖSTRÖM Sarah	SWE	1993	53.13		
5	MARKO VARGA Ida	SWE	1985	54.08		
6	KURAS Magdalena	CLB	1988	55.00		
7	CARLÉN Erika	CLB	1994	56.39		
8	EKSTRAND Malin	CLB	1991	57.16		

Heat 5 of 5

Lane	Name	NOC	Year of Birth	Qualifying Time	Time	Rank
1	OLSSON Linnéa	CLB	1994	56.81		
2	TURNER Rebecca	GBR	1992	55.32		
3	FAGUNDEZ Gabriella	SWE	1985	54.24		
4	BAINBRIDGE Angie	AUS	1989	53.11		
5	SCHREIBER Daniela	GER	1989	53.41		
6	COLEMAN Michelle	SWE	1993	54.73		
7	LINDBORG Nathalie	SWE	1991	56.24		
8	FAULKNER Eleanor	GBR	1993	56.97		

Timing & Data Handling by OMEGA



FINA/ARENA Swimming World Cup 2011

DUBAI STOCKHOLM MOSCOW BERLIN SINGAPORE BEIJING TOKYO

15-16 October 2011

Event 20
16 OCT 2011

Men's 200m Freestyle
200m Nage Libre Hommes

Heats
Séries



Start List

Liste de départ

	Record	Splits			Name	NOC Code	Location	Date
WR	1:39.37	23.79	49.29	1:14.72	BIEDERMANN Paul	GER	Berlin (GER)	15 NOV 2009
WC	1:39.37	23.79	49.29	1:14.72	BIEDERMANN Paul	GER	Berlin (GER)	15 NOV 2009

Heat 1 of 5

Event No. 20

Lane	Name	NOC	Year of Birth	Qualifying Time	Time	Rank
1	TALEB Ben	ALG	1995	2:03.43		
2	BERGGREN Alexander	CLB	1994	1:57.47		
3	SCHÖN Svensson Adam	CLB	1991	1:56.66		
4	HILDESSON Johan	CLB	1992	1:55.07		
5	WIDÉN Johan	CLB	1986	1:56.58		
6	THORSTRAND Gustav	CLB	1994	1:56.97		
7	YONG Jerryl	SIN	1996	1:58.24		

Heat 2 of 5

Lane	Name	NOC	Year of Birth	Qualifying Time	Time	Rank
1	HOLMSTRÖM Jonas	CLB	1992	1:54.80		
2	JOHANNESSON Adrian	CLB	1995	1:54.63		
3	JAKUPSSON Magnus	FAR	1994	1:53.92		
4	VALENTE Miguel	BRA	1993	1:52.90		
5	DOVGALYUK Mikhail	RUS	1995	1:53.83		
6	HAGSTRÖM Marcus	CLB	1991	1:54.09		
7	LINGE Alexander	CLB	1992	1:54.79		
8	NG Mattias	SIN	1993	1:54.86		

Heat 3 of 5

Lane	Name	NOC	Year of Birth	Qualifying Time	Time	Rank
1	WESTERGREN Mats	SWE	1994	1:51.24		
2	REE Ole Martin	NOR	1992	1:49.15		
3	CARLSSON Mattias	SWE	1990	1:48.56		
4	HORIHATA Yuya	JPN	1990	1:45.96		
5	ABOOD Matthew	AUS	1986	1:47.84		
6	SORAK Stefan	SRB	1992	1:48.80		
7	STJEPANOVIC Velimir	SRB	1993	1:49.86		
8	PAULSSON Adam	CLB	1995	1:51.84		

Timing & Data Handling by OMEGA





FINA/ARENA Swimming World Cup 2011

DUBAI STOCKHOLM MOSCOW BERLIN SINGAPORE BEIJING TOKYO

15-16 October 2011

Event 20
16 OCT 2011

Men's 200m Freestyle
200m Nage Libre Hommes

Heats
Séries



Heat 4 of 5

Lane	Name	NOC	Year of Birth	Qualifying Time	Time	Rank
1	COLEMAN Lenis	GBR	1992	1:51.20		
2	LIESS Alexandre	SUI	1991	1:49.05		
3	ERNSTSSON David	CLB	1992	1:48.44		
4	ZHANG Zhongchao	CHN	1989	1:45.22		
5	LEJDSTRÖM Gustav Åberg	CLB	1992	1:47.71		
6	VENANCIO Tiago	POR	1987	1:48.70		
7	VAN Dooren Erik	SUI	1991	1:49.81		
8	ANDERSSON Anton	SWE	1993	1:51.44		

Heat 5 of 5

Lane	Name	NOC	Year of Birth	Qualifying Time	Time	Rank
1	RÄUFTLIN Lukas	SUI	1989	1:50.09		
2	RIVERA Miranda Marcos	ESP	1983	1:49.04		
3	EKSTRÖM Oscar	SWE	1994	1:47.99		
4	BIEDERMANN Paul	GER	1986	1:39.95		
5	LE CLOS Chad	RSA	1992	1:46.30		
6	KORZENIOWSKI Pawel	POL	1985	1:48.70		
7	FIM Leonardo	BRA	1986	1:49.60		
8	BENGTSSON Johan	CLB	1991	1:51.33		

Timing & Data Handling by OMEGA





FINA/ARENA Swimming World Cup 2011

DUBAI STOCKHOLM MOSCOW BERLIN SINGAPORE BEIJING TOKYO

15-16 October 2011

Event 21
16 OCT 2011

Women's 50m Breaststroke
50m Brasse Femmes

Heats
Séries



Start List

Liste de départ

	Record	Name	NOC Code	Location	Date
WR	28.80	HARDY Jessica A	USA	Berlin (GER)	15 NOV 2009
WC	28.80	HARDY Jessica A	USA	Berlin (GER)	15 NOV 2009

Heat 1 of 2

Event No. 21

Lane	Name	NOC	Year of Birth	Qualifying Time	Time	Rank
1	WESTERLUND Lina	CLB	1995	33.44		
2	SANDGREN Ulrica	CLB	1994	32.27		
3	ERIKSSON Jessica	CLB	1993	31.81		
4	HÖSTMAN Joline	SWE	1988	30.66		
5	STIBERG Katharina	NOR	1988	31.11		
6	JEONG Darae	KOR	1991	31.90		
7	BACK Su Yeon	KOR	1991	32.78		
8	NORDIN Carolina	CLB	1987	35.80		

Heat 2 of 2

Lane	Name	NOC	Year of Birth	Qualifying Time	Time	Rank
1	WESTMAN Malin	SWE	1995	33.17		
2	KUMBLAD Helena	CLB	1987	31.90		
3	NYBERG Ebba	CLB	1982	31.75		
4	JOHANSSON Jennie	SWE	1988	30.10		
5	FOSTER Sally	AUS	1985	30.75		
6	KIM Hye Jin	KOR	1994	31.82		
7	BENGTSSON Andrea	CLB	1991	32.72		
8	BYGDEMAN Ulrika	CLB	1993	34.15		

Timing & Data Handling by OMEGA





FINA/ARENA Swimming World Cup 2011

DUBAI STOCKHOLM MOSCOW BERLIN SINGAPORE BEIJING TOKYO

15-16 October 2011

Event 22

16 OCT 2011

Men's 100m Breaststroke
100m Brasse Hommes

Heats
Séries



Start List

Liste de départ

	Record	Split	Name	NOC Code	Location	Date
WR	55.61	25.98	VAN DEN BURGH Cameron	RSA	Berlin (GER)	15 NOV 2009
WC	55.61	25.98	VAN DEN BURGH Cameron	RSA	Berlin (GER)	15 NOV 2009

Heat 1 of 4

Event No. 22

Lane	Name	NOC	Year of Birth	Qualifying Time	Time	Rank
1	TALEB Ben	ALG	1995	1:14.85		
2	MCPHEAT Lachlan	CLB	1994	1:09.09		
3	GUDJONSSON Karl-Fredrik	CLB	1993	1:04.98		
4	KÄRKI Johannes	SWE	1993	1:03.71		
5	PETROS Katsampanis	GRE	1992	1:04.94		
6	GALIC Toni	CLB	1989	1:06.17		
7	GOLTERMANN Janne	CLB	1989	1:10.40		

Heat 2 of 4

Lane	Name	NOC	Year of Birth	Qualifying Time	Time	Rank
1	PALOSAARI Robert	CLB	1992	1:02.88		
2	NAESS Sverre	NOR	1992	1:00.94		
3	DORCH Jakob	SWE	1985	59.92		
4	KOCH Marco	GER	1990	58.50		
5	MOLNAR Akos	HUN	1987	59.14		
6	PROVORKOV Filipp	EST	1988	1:00.23		
7	TOUR Niklas	CLB	1989	1:01.34		
8	MORGAN Alexander	CLB	1996	1:03.57		

Heat 3 of 4

Lane	Name	NOC	Year of Birth	Qualifying Time	Time	Rank
1	AL Shamsi Mohammed	UAE	1994	1:02.00		
2	KIRTON James	GBR	1985	1:00.75		
3	BROWN Michael	CAN	1984	59.76		
4	KORNFELD Paul	CAN	1987	58.45		
5	DALE OEN Alexander	NOR	1985	58.64		
6	KOSAKA Yuma	JPN	1989	1:00.16		
7	POZNIKOFF Andrew	CAN	1987	1:01.11		
8	PERSSON Erik	SWE	1994	1:03.41		

Timing & Data Handling by OMEGA





FINA/ARENA Swimming World Cup 2011

DUBAI STOCKHOLM MOSCOW BERLIN SINGAPORE BEIJING TOKYO

15-16 October 2011

Event 22

16 OCT 2011

Men's 100m Breaststroke
100m Brasse Hommes

Heats
Séries



Heat 4 of 4

Lane	Name	NOC	Year of Birth	Qualifying Time	Time	Rank
1	FÜRST Andreas	CLB	1990	1:01.92		
2	NUGENT Sean	CAN	1985	1:00.43		
3	OTSUKA Kazuki	JPN	1988	59.20		
4	TOMITA Naoya	JPN	1989	57.97		
5	HETLAND Aleksander	NOR	1982	58.58		
6	SNYDERS Glenn	NZL	1987	1:00.06		
7	CHOI Kyuwoong	KOR	1990	1:01.00		
8	SKAGIUS Johannes	SWE	1995	1:02.92		

Timing & Data Handling by OMEGA





FINA/ARENA Swimming World Cup 2011

DUBAI STOCKHOLM MOSCOW BERLIN SINGAPORE BEIJING TOKYO

15-16 October 2011

Event 23
16 OCT 2011

Women's 400m Individual Medley
400m 4-Nages Femmes

Slowest Heat(s)
Série(s) lente(s)



Start List

Liste de départ

	Record	Splits		Name	NOC Code	Location	Date
WR	4:21.04	1:00.60	2:06.01	3:19.42	SMIT Julia	USA Manchester (GBR)	18 DEC 2009
WC	4:22.88	1:01.68	2:10.57	3:22.75	MEAKLIM Kathryn	RSA Singapore (SIN)	22 NOV 2009

Heat 1 of 1

Event No. 23

Lane	Name	NOC	Year of Birth	Qualifying Time	Time	Rank
3	DAHLBERG Jonna	SWE	1995	5:01.61		
4	HÄGGLUND Björklund Sara	CLB	1995	4:51.81		
5	BERTRAND Céline	SWE	1995	4:57.03		
6	CHAN Nur Marina	SIN	1997	5:08.00		

Timing & Data Handling by OMEGA



Start List

Liste de départ

	Record	Split	Name	NOC Code	Location	Date
WR	48.48	22.88	KOROTYSHKIN Evgeny	RUS	Berlin (GER)	15 NOV 2009
WC	48.48	22.88	KOROTYSHKIN Evgeny	RUS	Berlin (GER)	15 NOV 2009

Heat 1 of 4

Event No. 24

Lane	Name	NOC	Year of Birth	Qualifying Time	Time	Rank
2	ARVIDSSON Anton	CLB	1994	1:01.71		
3	ARVIDSSON Ossian	CLB	1992	58.80		
4	EMANUELSSON Erik	CLB	1993	58.53		
5	LINDBORG Kalle	CLB	1994	58.53		
6	AL KAABI Ali	UAE	1997	59.00		

Heat 2 of 4

Lane	Name	NOC	Year of Birth	Qualifying Time	Time	Rank
1	MÄRTENSSON Robin	CLB	1991	56.96		
2	PALMQVIST Pontus	CLB	1991	54.58		
3	CHANG Gyu Cheol	KOR	1992	53.13		
4	FRÖLANDER Lars	SWE	1974	51.03		
5	LE CLOS Chad	RSA	1992	52.12		
6	LUNDAHL Daniel	CLB	1991	54.21		
7	LINGE Alexander	CLB	1992	55.81		
8	AL Menhali Abdulla	UAE	1985	58.00		

Heat 3 of 4

Lane	Name	NOC	Year of Birth	Qualifying Time	Time	Rank
1	BJÖRK Viktor	CLB	1992	56.63		
2	JONSSON Jesper	SWE	1993	54.57		
3	VENANCIO Tiago	POR	1987	53.10		
4	HUEGILL Geoff	AUS	1979	50.93		
5	SPITZER Martin	AUT	1985	51.96		
6	OLIVEIRA Marcos	BRA	1989	54.10		
7	SUNDIN Björn	CLB	1990	55.33		
8	EDLUND Andreas	CLB	1989	57.62		

Heat 4 of 4

Lane	Name	NOC	Year of Birth	Qualifying Time	Time	Rank
1	HOLMBERG Sebastian	CLB	1991	56.57		
2	VERRASZTO David	HUN	1988	54.25		
3	STJEPANOVIC Velimir	SRB	1993	53.00		
4	MCGILL Tyler	USA	1987	50.91		
5	SANO Hidemasa	JPN	1984	51.50		
6	TIMM Braxston	GBR	1992	53.89		
7	O'NEILL Donal	IRL	1980	54.93		
8	YONG Jerryl	SIN	1996	57.19		

Timing & Data Handling by OMEGA



FINA/ARENA Swimming World Cup 2011

DUBAI STOCKHOLM MOSCOW BERLIN SINGAPORE BEIJING TOKYO

15-16 October 2011

Event 25

16 OCT 2011

Women's 100m Backstroke

100m Dos Femmes

Heats

Séries



Start List

Liste de départ

	Record	Split	Name	NOC Code	Location	Date
WR	55.23	26.73	SAKAI Shiho	JPN	Berlin (GER)	15 NOV 2009
WC	55.23	26.73	SAKAI Shiho	JPN	Berlin (GER)	15 NOV 2009

Heat 1 of 4

Event No. 25

Lane	Name	NOC	Year of Birth	Qualifying Time	Time	Rank
3	AUSTIN Gabriella	NZL	1995	1:05.99		
4	LEWIN Marlene Pavlu	CLB	1997	1:04.81		
5	ANGBERG Matilda	CLB	1990	1:05.75		

Heat 2 of 4

Lane	Name	NOC	Year of Birth	Qualifying Time	Time	Rank
1	ERIKSSON Jessica	CLB	1995	1:03.96		
2	OLSSON Linnéa	CLB	1994	1:02.18		
3	LINDBORG Ida	CLB	1994	1:00.96		
4	VAN LANDEGHEM Chantal	CAN	1994	58.73		
5	SNODGRASS Brooklynn	CAN	1994	59.68		
6	SUNDIN Natasha	CLB	1990	1:01.66		
7	ERIKSSON Linda	CLB	1991	1:02.82		
8	LINDQUIST Camilla	CLB	1993	1:04.52		

Heat 3 of 4

Lane	Name	NOC	Year of Birth	Qualifying Time	Time	Rank
1	CARLÉN Erika	CLB	1994	1:03.41		
2	KREMER Paige	CAN	1996	1:02.09		
3	COONEY Aisling	IRL	1990	59.89		
4	HOCKING Belinda	AUS	1990	58.23		
5	SNILDAL Ingvild	NOR	1988	59.57		
6	DEBES Biritá	FAR	1995	1:01.46		
7	ANDERSSON Beatrice	CLB	1989	1:02.80		
8	ALLBERG Jessica	CLB	1995	1:04.25		

Heat 4 of 4

Lane	Name	NOC	Year of Birth	Qualifying Time	Time	Rank
1	SVENSSON Sofia	CLB	1993	1:03.25		
2	ERIKSEN Josefin	SWE	1995	1:01.94		
3	HAFSTRÖM Sandra	CLB	1991	59.72		
4	GOH Rachel	AUS	1986	57.36		
5	COLEMAN Michelle	SWE	1993	58.86		
6	GABRILO Ivana	SUI	1984	1:01.11		
7	BJÖRLYKKE Veronica	NOR	1994	1:02.57		
8	PETTERSSON Johanna	CLB	1992	1:04.05		

Timing & Data Handling by OMEGA



Start List

Liste de départ

	Record	Name	NOC Code	Location	Date
WR	22.61	MARSHALL Peter	USA	Singapore (SIN)	22 NOV 2009
WC	22.61	MARSHALL Peter	USA	Singapore (SIN)	22 NOV 2009

Heat 1 of 3

Event No. 26

Lane	Name	NOC	Year of Birth	Qualifying Time	Time	Rank
1	UHLIN Joakim	CLB	1994	29.28		
2	PETTERSSON Axel	CLB	1995	26.77		
3	DE PAULA Giovane	BRA	1993	25.50		
4	SOLLI Lavrans	NOR	1992	24.67		
5	NAESS Sverre	NOR	1992	25.23		
6	VERRASZTO David	HUN	1988	25.76		
7	LUTULA Antonio	CLB	1993	27.31		

Heat 2 of 3

Lane	Name	NOC	Year of Birth	Qualifying Time	Time	Rank
1	JOHANSSON Oskar	CLB	1993	28.75		
2	KAWECKI Radoslaw	POL	1991	26.30		
3	NILSSON Martin	SWE	1993	25.46		
4	BORIN Niklas	CLB	1989	24.54		
5	HOLMBERG Sebastian	CLB	1991	24.96		
6	RENHOLM Pontus	CLB	1986	25.68		
7	KARLSSON Adam	CLB	1994	26.99		
8	HÖKFELT Gustav	CLB	1994	29.76		

Heat 3 of 3

Lane	Name	NOC	Year of Birth	Qualifying Time	Time	Rank
1	BERGMAN Fabian	CLB	1994	27.63		
2	KARLSSON Tobias	CLB	1991	26.13		
3	SUNDIN Konstantin	CLB	1987	25.33		
4	LANG Flori	SUI	1983	24.16		
5	NYSTRÖM Alexander	CLB	1990	24.92		
6	PALMQVIST Pontus	CLB	1991	25.66		
7	BÄLTER Samuel	CLB	1991	26.78		
8	ANESTEN Arwid	CLB	1995	29.42		

Timing & Data Handling by OMEGA



FINA/ARENA Swimming World Cup 2011

DUBAI STOCKHOLM MOSCOW BERLIN SINGAPORE BEIJING TOKYO

15-16 October 2011

Event 27

16 OCT 2011

Women's 200m Butterfly
200m Papillon Femmes

Heats
Séries



Start List

Liste de départ

	Record	Splits			Name	NOC Code	Location	Date
WR	2:00.78	27.35	58.41	1:29.29	LIU Zige	CHN	Berlin (GER)	15 NOV 2009
WC	2:00.78	27.35	58.41	1:29.29	LIU Zige	CHN	Berlin (GER)	15 NOV 2009

Heat 1 of 2

Event No. 27

Lane	Name	NOC	Year of Birth	Qualifying Time	Time	Rank
1	KARELL Emma	CLB	1994	2:23.53		
2	ÖHGREN Sanna	CLB	1991	2:18.88		
3	MARKO VARGA Ida	SWE	1985	2:07.43		
4	JAKABOS Zsuzsanna	HUN	1989	2:05.58		
5	GONG Jie	CHN	1991	2:06.10		
6	GUZHENKOVA Anastasia	RUS	1997	2:15.65		
7	ROSENQUIST Ebba	CLB	1989	2:21.09		

Heat 2 of 2

Lane	Name	NOC	Year of Birth	Qualifying Time	Time	Rank
1	BARON Linda	SWE	1995	2:21.43		
2	SIWICKI Breanne	CAN	1995	2:17.04		
3	CHOI Hye Ra	KOR	1991	2:07.22		
4	GRANLUND Petra	SWE	1987	2:04.38		
5	GRANSTRÖM Martina	SWE	1991	2:05.63		
6	SANDIN Ida	SWE	1985	2:11.89		
7	UUSARO Alexandra	CLB	1995	2:20.36		

Timing & Data Handling by OMEGA





FINA/ARENA Swimming World Cup 2011

DUBAI STOCKHOLM MOSCOW BERLIN SINGAPORE BEIJING TOKYO

15-16 October 2011

Event 28

16 OCT 2011

Men's 200m Individual Medley
200m 4-Nages Hommes

Heats
Séries



Start List

Liste de départ

	Record	Splits			Name	NOC Code	Location	Date
WR	1:50.08	24.07	51.42	1:23.49	LOCHTE Ryan	USA	Dubai (UAE)	17 DEC 2010
WC	1:51.55	23.96	51.96	1:25.41	TOWNSEND Darian	RSA	Berlin (GER)	15 NOV 2009

Heat 1 of 4

Event No. 28

Lane	Name	NOC	Year of Birth	Qualifying Time	Time	Rank
1	HANSSON Joel Falk	CLB	1994	2:15.18		
2	GUDJONSSON Karl-Fredrik	CLB	1993	2:09.89		
3	PAULSSON Adam	CLB	1995	2:07.70		
4	MEEGAN Andrew	IRL	1990	2:06.24		
5	WESTERGREN Mats	SWE	1994	2:07.02		
6	HAGSTRÖM Marcus	CLB	1991	2:09.41		
7	ARVIDSSON Ossian	CLB	1992	2:14.75		
8	TALEB Ben	ALG	1995	2:18.74		

Heat 2 of 4

Lane	Name	NOC	Year of Birth	Qualifying Time	Time	Rank
1	JOHNSON Matthew	GBR	1995	2:04.35		
2	ANDERSSON Anton	SWE	1993	2:02.56		
3	KOSAKA Yuma	JPN	1989	1:57.95		
4	VERRASZTO David	HUN	1988	1:54.90		
5	LE CLOS Chad	RSA	1992	1:56.00		
6	KANTH Linus	CLB	1991	2:00.92		
7	CHOI Kyuwoong	KOR	1990	2:03.34		
8	DOVGALYUK Mikhail	RUS	1995	2:05.44		

Heat 3 of 4

Lane	Name	NOC	Year of Birth	Qualifying Time	Time	Rank
1	VALENTE Miguel	BRA	1993	2:03.90		
2	GREGORY David	GBR	1992	2:02.23		
3	OTSUKA Kazuki	JPN	1988	1:57.46		
4	TO Kenneth	AUS	1992	1:54.38		
5	HORIHATA Yuya	JPN	1990	1:55.96		
6	KIRTON James	GBR	1985	2:00.77		
7	PERSSON Erik	SWE	1994	2:03.32		
8	PETROS Katsampanis	GRE	1992	2:05.35		

Timing & Data Handling by OMEGA





FINA/ARENA Swimming World Cup 2011

DUBAI STOCKHOLM MOSCOW BERLIN SINGAPORE BEIJING TOKYO

15-16 October 2011

Event 28

16 OCT 2011

Men's 200m Individual Medley
200m 4-Nages Hommes

Heats
Séries



Heat 4 of 4

Lane	Name	NOC	Year of Birth	Qualifying Time	Time	Rank
1	SORAK Stefan	SRB	1992	2:03.90		
2	MOLNAR Akos	HUN	1987	2:01.60		
3	SJÖDIN Simon	SWE	1986	1:56.13		
4	SANO Hidemasa	JPN	1984	1:53.80		
5	SETO Daiya	JPN	1994	1:55.45		
6	SALATTA Lucas	BRA	1987	1:59.90		
7	COLEMAN Lenis	GBR	1992	2:02.82		
8	EKSTRÖM Oscar	SWE	1994	2:05.07		

Timing & Data Handling by OMEGA





FINA/ARENA Swimming World Cup 2011

DUBAI STOCKHOLM MOSCOW BERLIN SINGAPORE BEIJING TOKYO

15-16 October 2011

Event 29
16 OCT 2011

Women's 400m Freestyle
400m Nage Libre Femmes

Heats
Séries



Start List

Liste de départ

	Record	Splits	Name	NOC Code	Location	Date		
WR	3:54.92	57.29	1:56.93	2:56.38	JACKSON Joanne	GBR	Leeds (GBR)	8 AUG 2009
WC	3:56.24	58.27	1:57.98	2:57.63	BALMY Coralie	FRA	Berlin (GER)	16 NOV 2008

Heat 1 of 2

Event No. 29

Lane	Name	NOC	Year of Birth	Qualifying Time	Time	Rank
1	TSENG Rachel	SIN	1998	4:30.09		
2	ANDERSSON Madelene	SWE	1995	4:23.25		
3	TURNER Rebecca	GBR	1992	4:14.38		
4	FAGUNDEZ Gabriella	SWE	1985	4:05.28		
5	EKELUND Rebecka	CLB	1992	4:09.54		
6	ERICSSON Elsa	SWE	1995	4:20.61		
7	HÄGGLUND Björklund Sara	CLB	1995	4:27.76		
8	ANDERSSON Desirée	CLB	1990	4:42.91		

Heat 2 of 2

Lane	Name	NOC	Year of Birth	Qualifying Time	Time	Rank
1	CHAN Nur Marina	SIN	1997	4:28.78		
2	SALOMONSSON Nadja	CLB	1992	4:20.79		
3	FAULKNER Eleanor	GBR	1993	4:10.34		
4	BAINBRIDGE Angie	AUS	1989	4:02.82		
5	SJÖSTRÖM Sarah	SWE	1993	4:08.22		
6	EKSTRÖM Vilma	CLB	1994	4:18.35		
7	HIPPI Josefine	CLB	1994	4:24.38		
8	DOLLMAYER Wanda	SWE	1996	4:32.15		

Timing & Data Handling by OMEGA





FINA/ARENA Swimming World Cup 2011

DUBAI STOCKHOLM MOSCOW BERLIN SINGAPORE BEIJING TOKYO

15-16 October 2011

Event 30
16 OCT 2011

Men's 50m Freestyle
50m Nage Libre Hommes

Heats
Séries



Start List

Liste de départ

	Record	Name	NOC Code	Location	Date
WR	20.30	SCHOEMAN Roland	RSA	Pietermaritzburg (RSA)	8 AUG 2009
WC	20.57	SCHOEMAN Roland	RSA	Berlin (GER)	15 NOV 2009

Heat 1 of 5

Event No. 30

Lane	Name	NOC	Year of Birth	Qualifying Time	Time	Rank
3	TALEB Ben	ALG	1995	25.93		
4	YONG Jerryl	SIN	1996	25.11		
5	WIDÉN Johan	CLB	1986	25.33		

Heat 2 of 5

Lane	Name	NOC	Year of Birth	Qualifying Time	Time	Rank
1	ALI Nassib	UAE	1994	25.00		
2	MÄRTENSSON Robin	CLB	1991	24.40		
3	NG Mattias	SIN	1993	23.93		
4	GALIC Toni	CLB	1989	23.90		
5	SORAK Stefan	SRB	1992	23.90		
6	ARVIDSSON Anton	CLB	1994	24.39		
7	SCHÖN Svensson Adam	CLB	1991	24.73		

Heat 3 of 5

Lane	Name	NOC	Year of Birth	Qualifying Time	Time	Rank
1	THORSELL Mattias	CLB	1989	23.45		
2	NYSTRÖM Alexander	CLB	1990	22.62		
3	SHI Yang	CHN	1989	22.27		
4	HAYDEN Brent	CAN	1983	21.50		
5	SULLIVAN Eamon	AUS	1985	21.91		
6	LANG Flori	SUI	1983	22.37		
7	MCGILL Tyler	USA	1987	22.94		
8	KÄRKI Johannes	SWE	1993	23.68		

Heat 4 of 5

Lane	Name	NOC	Year of Birth	Qualifying Time	Time	Rank
1	HOLMSTRÖM Jonas	CLB	1992	23.35		
2	VENANCIO Tiago	POR	1987	22.50		
3	STJEPANOVIC Velimir	SRB	1993	22.20		
4	ABOOD Matthew	AUS	1986	21.48		
5	STYMNE Petter	SWE	1983	21.84		
6	FLODQVIST Pontus	CLB	1988	22.37		
7	LISS Alexandre	SUI	1991	22.93		
8	REE Ole Martin	NOR	1992	23.54		

Timing & Data Handling by OMEGA





FINA/ARENA Swimming World Cup 2011

DUBAI STOCKHOLM MOSCOW BERLIN SINGAPORE BEIJING TOKYO

15-16 October 2011

Event 30

16 OCT 2011

Men's 50m Freestyle
50m Nage Libre Hommes

Heats
Séries



Heat 5 of 5

Lane	Name	NOC	Year of Birth	Qualifying Time	Time	Rank
1	BENGTSSON Johan	CLB	1991	23.12		
2	VAN Dooren Erik	SUI	1991	22.44		
3	SPITZER Martin	AUT	1985	22.00		
4	NYSTRAND Stefan	SWE	1981	21.32		
5	TO Kenneth	AUS	1992	21.55		
6	SHI Tengfei	CHN	1988	22.29		
7	DE PAULA Giovane	BRA	1993	22.90		
8	MAGNUSSON Linus	CLB	1990	23.51		

Timing & Data Handling by OMEGA





FINA/ARENA Swimming World Cup 2011

DUBAI STOCKHOLM MOSCOW BERLIN SINGAPORE BEIJING TOKYO

15-16 October 2011

Event 31
16 OCT 2011

Women's 200m Breaststroke
200m Brasse Femmes

Heats
Séries



Start List

Liste de départ

	Record	Splits			Name	NOC Code	Location	Date
WR	2:14.57	31.05	1:05.18	1:40.00	SONI Rebecca	USA	Manchester (GBR)	18 DEC 2009
WC	2:15.42	31.30	1:06.07	1:41.00	JONES Leisel	AUS	Berlin (GER)	15 NOV 2009

Heat 1 of 3

Event No. 31

Lane	Name	NOC	Year of Birth	Qualifying Time	Time	Rank
2	WESTERLUND Lina	CLB	1995	2:38.52		
3	JOHANSSON Emelie	CLB	1996	2:30.73		
4	SUN Ye	CHN	1989	2:22.77		
5	BACK Su Yeon	KOR	1991	2:26.11		
6	BENGTSSON Andrea	CLB	1991	2:34.75		

Heat 2 of 3

Lane	Name	NOC	Year of Birth	Qualifying Time	Time	Rank
2	SANDGREN Ulrica	CLB	1994	2:36.68		
3	MÄRTENSSON Elin	SWE	1993	2:27.44		
4	FOSTER Sally	AUS	1985	2:20.48		
5	NOVIKOVA Irina	RUS	1995	2:25.52		
6	OTTOSSON-BIXO Sara	SWE	1995	2:32.19		
7	NORDIN Carolina	CLB	1987	2:44.48		

Heat 3 of 3

Lane	Name	NOC	Year of Birth	Qualifying Time	Time	Rank
2	NORRMAN Vendela	CLB	1995	2:34.82		
3	KIM Hye Jin	KOR	1994	2:27.18		
4	HÖSTMAN Joline	SWE	1988	2:19.57		
5	JEONG Darae	KOR	1991	2:24.90		
6	WESTMAN Malin	SWE	1995	2:32.00		
7	BYGDEMAN Ulrika	CLB	1993	2:41.56		

Timing & Data Handling by OMEGA





FINA/ARENA Swimming World Cup 2011

DUBAI STOCKHOLM MOSCOW BERLIN SINGAPORE BEIJING TOKYO

15-16 October 2011

Event 32

16 OCT 2011

Women's 100m Individual Medley

100m 4-Nages Femmes

Heats
Séries



Start List

Liste de départ

	Record	Split	Name	NOC Code	Location	Date
WR	57.74	26.82	SCHREUDER Hinkelien	NED	Berlin (GER)	15 NOV 2009
WC	57.74	26.82	SCHREUDER Hinkelien	NED	Berlin (GER)	15 NOV 2009

Heat 1 of 3

Event No. 32

Lane	Name	NOC	Year of Birth	Qualifying Time	Time	Rank
2	LAJUNEN Laura	FIN	1992	1:06.40		
3	CHOI Hye Ra	KOR	1991	1:02.00		
4	MORNINGSTAR Erica	CAN	1989	1:00.07		
5	KURAS Magdalena	CLB	1988	1:01.65		
6	UGOLKOVA Maria	RUS	1989	1:03.59		
7	AUSTIN Gabriella	NZL	1995	1:12.16		

Heat 2 of 3

Lane	Name	NOC	Year of Birth	Qualifying Time	Time	Rank
2	DAHLBERG Jonna	SWE	1995	1:05.51		
3	KIM Seo Yeong	KOR	1994	1:01.99		
4	MICHALAK Theresa	GER	1992	59.81		
5	STIBERG Katharina	NOR	1988	1:01.37		
6	GABRILO Ivana	SUI	1984	1:03.20		
7	ÖHGREN Sanna	CLB	1991	1:08.53		

Heat 3 of 3

Lane	Name	NOC	Year of Birth	Qualifying Time	Time	Rank
2	ANDERSSON Beatrice	CLB	1989	1:04.86		
3	THYDÉN Sara	SWE	1989	1:01.86		
4	VERRASZTO Evelyn	HUN	1989	58.21		
5	WATANABE Kanako	JPN	1996	1:01.28		
6	SPENCER Lucy	GBR	1993	1:02.50		
7	BJÖRLYKKE Veronica	NOR	1994	1:07.31		

Timing & Data Handling by OMEGA





FINA/ARENA Swimming World Cup 2011

DUBAI STOCKHOLM MOSCOW BERLIN SINGAPORE BEIJING TOKYO

15-16 October 2011

Event 33

16 OCT 2011

Men's 200m Backstroke
200m Dos Hommes

Heats
Séries



Start List

Liste de départ

	Record	Splits			Name	NOC Code	Location	Date
WR	1:46.11	25.17	52.36	1:19.48	VYATCHANIN Arkady	RUS	Berlin (GER)	15 NOV 2009
WC	1:46.11	25.17	52.36	1:19.48	VYATCHANIN Arkady	RUS	Berlin (GER)	15 NOV 2009

Heat 1 of 3

Event No. 33

Lane	Name	NOC	Year of Birth	Qualifying Time	Time	Rank
2	KARLSSON Adam	CLB	1994	2:06.14		
3	GREGORY David	GBR	1992	1:58.67		
4	SALATTA Lucas	BRA	1987	1:55.20		
5	KAWECKI Radoslaw	POL	1991	1:56.90		
6	PETTERSSON Axel	CLB	1995	2:01.86		
7	BERGMAN Fabian	CLB	1994	2:11.37		

Heat 2 of 3

Lane	Name	NOC	Year of Birth	Qualifying Time	Time	Rank
2	RENHOLM Pontus	CLB	1986	2:04.94		
3	SOLLI Lavrans	NOR	1992	1:58.18		
4	FIM Leonardo	BRA	1986	1:54.80		
5	CARLSSON Mattias	SWE	1990	1:56.77		
6	JAKUPSSON Magnus	FAR	1994	2:01.08		
7	JOHANSSON Oskar	CLB	1993	2:11.29		

Heat 3 of 3

Lane	Name	NOC	Year of Birth	Qualifying Time	Time	Rank
1	ANESTEN Arwid	CLB	1995	2:15.61		
2	VALENTE Miguel	BRA	1993	2:02.88		
3	VERRASZTO David	HUN	1988	1:56.91		
4	RÄUFTLIN Lukas	SUI	1989	1:54.69		
5	LE CLOS Chad	RSA	1992	1:55.90		
6	NILSSON Martin	SWE	1993	1:59.00		
7	THOMÉE Lucas	CLB	1993	2:07.54		

Timing & Data Handling by OMEGA





FINA/ARENA Swimming World Cup 2011

DUBAI STOCKHOLM MOSCOW BERLIN SINGAPORE BEIJING TOKYO

15-16 October 2011

Event 34
16 OCT 2011

Women's 50m Butterfly
50m Papillon Femmes

Heats
Séries



Start List

Liste de départ

	Record	Name	NOC Code	Location	Date
WR	24.38	ALSHAMMAR Therese	SWE	Singapore (SIN)	22 NOV 2009
WC	24.38	ALSHAMMAR Therese	SWE	Singapore (SIN)	22 NOV 2009

Heat 1 of 3

Event No. 34

Lane	Name	NOC	Year of Birth	Qualifying Time	Time	Rank
2	UUSARO Alexandra	CLB	1995	29.22		
3	LINDKVIST Josefin	CLB	1993	28.20		
4	SNILDAL Ingvild	NOR	1988	26.04		
5	HANSSON Louise	SWE	1996	27.54		
6	DEBES Birita	FAR	1995	28.85		
7	ÖHGREN Sanna	CLB	1991	29.85		

Heat 2 of 3

Lane	Name	NOC	Year of Birth	Qualifying Time	Time	Rank
1	SCHWARTZ Jennifer	CLB	1994	30.08		
2	BIELICZ Linnéa	CLB	1994	29.21		
3	NORD Therese	CLB	1993	28.14		
4	LU Ying	CHN	1989	25.49		
5	BERTRAND Céline	SWE	1995	27.53		
6	ROSENQUIST Ebba	CLB	1989	28.68		
7	ANDERSSON Ekström Caroline	CLB	1994	29.42		

Heat 3 of 3

Lane	Name	NOC	Year of Birth	Qualifying Time	Time	Rank
1	GUZHENKOVA Anastasia	RUS	1997	29.93		
2	HIPPI Jaqueline	SWE	1996	29.20		
3	SUNDIN Natasha	CLB	1990	27.74		
4	ALSHAMMAR Therese	SWE	1977	24.87		
5	VAN LANDEGHEM Chantal	CAN	1994	26.74		
6	LINDBORG Nathalie	SWE	1991	28.56		
7	DOLLMAYER Wanda	SWE	1996	29.24		

Timing & Data Handling by OMEGA





FINA/ARENA Swimming World Cup 2011

DUBAI STOCKHOLM MOSCOW BERLIN SINGAPORE BEIJING TOKYO

15-16 October 2011

Event 18

16 OCT 2011 - 08:30

Men's 1500m Freestyle
1500m Nage Libre Hommes

Slowest Heat(s)
Série(s) lente(s)



Results Summary

Synthèse des résultats

	Record	Splits		Name		NOC Code	Location		Date
WR	14:10.10	53.60	1:49.96	2:46.46	3:43.19	HACKETT Grant	AUS	Perth (AUS)	7 AUG 2001
		4:40.13	5:37.00	6:34.11	7:31.36				
		8:28.45	9:25.73	10:22.90	11:20.05				
		12:17.11	13:14.02						
WC	14:28.35	56.22	1:54.80	2:53.90	3:52.82	COLBERTALDO Federico	ITA	Stockholm (SWE)	11 NOV 2009
		4:51.16	5:48.77	6:46.93	7:45.09				
		8:43.29	9:40.62	10:38.04	11:35.67				
		12:33.56	13:31.62						

Event No. 18

Rank	Heat	Lane	Name	Year of Birth	NOC Code	R.T.	Time	FINA Points
1	1	4	ERIKSSON Gusten	1994	CLB	0.79	16:12.76	667
	50m 29.74	100m 1:01.52	150m 1:33.74	200m 2:06.51	250m 2:39.48	300m 3:12.20	350m 3:45.09	400m 4:17.84
		31.78	32.22	32.77	32.97	32.72	32.89	32.75
	450m 4:50.66	500m 5:23.39	550m 5:55.84	600m 6:28.56	650m 7:01.24	700m 7:33.85	750m 8:06.60	800m 8:39.25
	32.82	32.73	32.45	32.72	32.68	32.61	32.75	32.65
	850m 9:11.84	900m 9:44.26	950m 10:16.93	1000m 10:49.34	1050m 11:21.90	1100m 11:54.51	1150m 12:27.22	1200m 12:59.65
	32.59	32.42	32.67	32.41	32.56	32.61	32.71	32.43
	1250m 13:32.33	1300m 14:04.81	1350m 14:37.13	1400m 15:09.72	1450m 15:42.06			
	32.68	32.48	32.32	32.59	32.34	30.70		
2	1	5	MORTENSEN Oii	1996	FAR	0.67	16:27.93	637
	50m 28.62	100m 1:00.05	150m 1:32.43	200m 2:05.40	250m 2:37.82	300m 3:10.76	350m 3:43.70	400m 4:16.47
		31.43	32.38	32.97	32.42	32.94	32.94	32.77
	450m 4:49.28	500m 5:22.28	550m 5:55.13	600m 6:28.17	650m 7:01.39	700m 7:34.39	750m 8:06.89	800m 8:40.16
	32.81	33.00	32.85	33.04	33.22	33.00	32.50	33.27
	850m 9:12.90	900m 9:45.69	950m 10:18.46	1000m 10:51.75	1050m 11:24.82	1100m 11:58.31	1150m 12:31.99	1200m 13:05.97
	32.74	32.79	32.77	33.29	33.07	33.49	33.68	33.98
	1250m 13:39.75	1300m 14:14.17	1350m 14:48.32	1400m 15:22.59	1450m 15:56.16			
	33.78	34.42	34.15	34.27	33.57	31.77		
3	1	3	HILDESSON Johan	1992	CLB	0.73	16:50.21	595
	50m 29.46	100m 1:01.71	150m 1:34.27	200m 2:07.11	250m 2:40.00	300m 3:13.25	350m 3:46.23	400m 4:19.62
		32.25	32.56	32.84	32.89	33.25	32.98	33.39
	450m 4:53.40	500m 5:27.09	550m 6:01.16	600m 6:35.03	650m 7:08.89	700m 7:43.06	750m 8:17.04	800m 8:51.27
	33.78	33.69	34.07	33.87	33.86	34.17	33.98	34.23
	850m 9:25.33	900m 9:59.51	950m 10:33.36	1000m 11:07.89	1050m 11:41.52	1100m 12:15.32	1150m 12:49.67	1200m 13:23.55
	34.06	34.18	33.85	34.53	33.63	33.80	34.35	33.88
	1250m 13:57.52	1300m 14:31.59	1350m 15:05.43	1400m 15:40.10	1450m 16:17.09			
	33.97	34.07	33.84	34.67	36.99	33.12		
4	1	6	BERGGREN Alexander	1994	CLB	0.76	17:14.60	554
	50m 30.27	100m 1:03.29	150m 1:36.91	200m 2:10.70	250m 2:45.01	300m 3:19.36	350m 3:53.65	400m 4:27.94
		33.02	33.62	33.79	34.31	34.35	34.29	34.29
	450m 5:02.24	500m 5:36.56	550m 6:10.75	600m 6:45.39	650m 7:20.16	700m 7:54.97	750m 8:29.80	800m 9:04.86
	34.30	34.32	34.19	34.64	34.77	34.81	34.83	35.06
	850m 9:39.68	900m 10:14.68	950m 10:49.46	1000m 11:24.53	1050m 11:59.23	1100m 12:34.23	1150m 13:09.40	1200m 13:44.58
	34.82	35.00	34.78	35.07	34.70	35.00	35.17	35.18
	1250m 14:19.93	1300m 14:55.17	1350m 15:30.58	1400m 16:05.81	1450m 16:40.80			
	35.35	35.24	35.41	35.23	34.99	33.80		

LEGEND

R.T. Reaction time

Timing & Data Handling by OMEGA



Results Summary

Synthèse des résultats

	Record	Split	Name	NOC Code	Location	Date
WR	51.01	24.29	TRICKETT Lisbeth	AUS	Hobart (AUS)	10 AUG 2009
WC	51.19	24.54	HALSALL Francesca	GBR	Singapore (SIN)	22 NOV 2009

Heats Event No. 19

Rank	Heat	Lane	Name	Year of Birth	NOC Code	R.T.	50m	Time	FINA Points
1	4	4	SJÖSTRÖM Sarah	1993	SWE	0.74	25.66	53.43 27.77	870 Q
2	5	4	BAINBRIDGE Angie	1989	AUS	0.75	26.06	54.01 27.95	842 Q
3	5	5	SCHREIBER Daniela	1989	GER	0.84	26.23	54.23 28.00	832 Q
4	4	5	MARKO VARGA Ida	1985	SWE	0.66	26.16	54.57 28.41	816 Q
5	5	6	COLEMAN Michelle	1993	SWE	0.75	26.26	54.76 28.50	808 Q
6	3	5	MORNINGSTAR Erica	1989	CAN	0.78	26.55	54.79 28.24	806 Q
7	5	3	FAGUNDEZ Gabriella	1985	SWE	0.71	26.60	54.81 28.21	806 Q
8	4	6	KURAS Magdalena	1988	CLB	0.74	26.56	54.93 28.37	800 Q
9	5	7	LINDBORG Nathalie	1991	SWE	0.72	26.78	54.95 28.17	799
10	3	6	ZHENG Yifei	1992	CHN	0.75	26.58	54.96 28.38	799
11	3	4	VAN LANDEGHEM Chantal	1994	CAN	0.71	26.73	55.65 28.92	770
12	4	3	VILSHED Claire	1980	CLB	0.68	26.11	55.74 29.63	766
13	3	3	HANSSON Louise	1996	SWE	0.75	27.14	55.99 28.85	756
14	5	2	TURNER Rebecca	1992	GBR	0.62	27.15	56.10 28.95	751
15	5	8	FAULKNER Eleanor	1993	GBR	0.74	27.21	56.20 28.99	747
16	3	1	LINDKVIST Josefin	1993	CLB	0.72	27.53	56.56 29.03	733
17	3	7	LAJUNEN Laura	1992	FIN	0.70	27.49	56.84 29.35	722
18	4	2	BERTRAND Céline	1995	SWE	0.68	27.26	56.94 29.68	718
19	4	7	CARLÉN Erika	1994	CLB	0.73	27.25	57.00 29.75	716
20	2	5	SNODGRASS Brooklynn	1994	CAN	0.75	27.71	57.19 29.48	709
21	4	1	EKSTRÖM Vilma	1994	CLB	0.75	27.58	57.29 29.71	705
22	2	1	ERIKSSON Jessica	1995	CLB	0.73	27.76	57.56 29.80	695
23	3	2	KREMER Paige	1996	CAN	0.73	28.08	57.86 29.78	685
24	4	8	EKSTRAND Malin	1991	CLB	0.65	27.74	58.08 30.34	677
25	3	8	DOLLMAYER Wanda	1996	SWE	0.78	27.95	58.13 30.18	675

Timing & Data Handling by OMEGA

Heats Event No. 19

Rank	Heat	Lane	Name	Year of Birth	NOC Code	R.T.	50m	Time	FINA Points
26	5	1	OLSSON Linnéa	1994	CLB	0.70	27.65	58.17 30.52	674
27	2	8	LEWIN Marlene Pavlu	1997	CLB	0.73	28.05	58.33 30.28	668
28	2	3	BIELICZ Linnéa	1994	CLB	0.71	28.12	58.72 30.60	655
29	2	6	HIPPI Jaqueline	1996	SWE	0.71	28.22	58.73 30.51	655
30	2	4	ERIKSEN Josefin	1995	SWE	0.65	28.44	58.75 30.31	654
31	2	7	CHAN Nur Marina	1997	SIN	0.70	28.34	58.80 30.46	652
32	1	5	AUSTIN Gabriella	1995	NZL	0.67	28.78	59.19 30.41	640
33	1	3	ÅHLSTRÖM Matilda	1991	CLB	0.72	28.77	59.56 30.79	628
34	2	2	BJÖRLYKKE Veronica	1994	NOR	0.79	28.65	59.67 31.02	624
35	1	2	MAGNUSSON Maja	1992	CLB	0.76	28.80	1:00.26 31.46	606
36	1	6	TSENG Rachel	1998	SIN	0.70	29.05	1:00.40 31.35	602
37	1	7	EKMAN Christine	1994	CLB	0.73	28.92	1:00.55 31.63	597
38	1	1	LUNUSJKIN Maria	1993	CLB	0.81	29.14	1:00.72 31.58	592
39	1	4	MORTENSEN Gudrun	1997	FAR	0.69	29.04	1:01.81 32.77	562

LEGEND

Q Qualified for the next phase R.T. Reaction time

Timing & Data Handling by OMEGA



FINA/ARENA Swimming World Cup 2011

DUBAI STOCKHOLM MOSCOW BERLIN SINGAPORE BEIJING TOKYO

15-16 October 2011

Event 20

16 OCT 2011

Men's 200m Freestyle
200m Nage Libre Hommes

Heats
Séries



Results Summary

Synthèse des résultats

	Record	Splits			Name	NOC Code	Location	Date
WR	1:39.37	23.79	49.29	1:14.72	BIEDERMANN Paul	GER	Berlin (GER)	15 NOV 2009
WC	1:39.37	23.79	49.29	1:14.72	BIEDERMANN Paul	GER	Berlin (GER)	15 NOV 2009

Heats

Event No. 20

Rank	Heat	Lane	Name	Year of Birth	NOC Code	R.T.	50m	100m	150m	Time	FINA Points
1	5	4	BIEDERMANN Paul	1986	GER	0.71	24.76	51.82	1:19.23	1:46.41	814 Q
								27.06	27.41	27.18	
2	5	5	LE CLOS Chad	1992	RSA	0.70	24.57	51.87	1:19.27	1:46.78	805 Q
								27.30	27.40	27.51	
3	5	6	KORZENIOWSKI Pawel	1985	POL	0.72	25.30	52.76	1:20.32	1:47.43	791 Q
								27.46	27.56	27.11	
4	3	4	HORIHATA Yuya	1990	JPN	0.67	25.10	52.04	1:19.76	1:47.69	785 Q
								26.94	27.72	27.93	
5	3	7	STJEPANOVIC Velimir	1993	SRB	0.64	25.15	52.85	1:20.73	1:48.15	775 Q
								27.70	27.88	27.42	
6	3	6	SORAK Stefan	1992	SRB	0.68	25.25	52.47	1:20.60	1:48.16	775 Q
								27.22	28.13	27.56	
7	4	4	ZHANG Zhongchao	1989	CHN	0.71	24.81	51.70	1:19.62	1:48.23	773 Q
								26.89	27.92	28.61	
8	4	1	COLEMAN Lenis	1992	GBR	0.75	25.21	52.74	1:20.98	1:48.92	759 Q
								27.53	28.24	27.94	
9	5	3	EKSTRÖM Oscar	1994	SWE	0.74	26.22	53.61	1:21.09	1:48.94	758
								27.39	27.48	27.85	
10	4	6	VENANCIO Tiago	1987	POR	0.73	25.51	52.95	1:21.15	1:49.34	750
								27.44	28.20	28.19	
11	4	5	LEJDSTRÖM Gustav Åberg	1992	CLB	0.77	25.18	52.68	1:21.20	1:49.68	743
								27.50	28.52	28.48	
12	3	5	ABOOD Matthew	1986	AUS	0.73	24.51	52.08	1:20.68	1:49.85	740
								27.57	28.60	29.17	
13	5	7	FIM Leornado	1986	BRA	0.76	25.63	53.32	1:21.32	1:49.88	739
								27.69	28.00	28.56	
14	3	3	CARLSSON Mattias	1990	SWE	0.78	26.13	53.86	1:21.97	1:50.07	735
								27.73	28.11	28.10	
15	2	7	LINGE Alexander	1992	CLB	0.73	25.80	54.02	1:22.37	1:50.72	722
								28.22	28.35	28.35	
16	4	3	ERNSTSSON David	1992	CLB	0.72	25.39	53.26	1:21.95	1:50.73	722
								27.87	28.69	28.78	
17	4	2	LISS Alexandre	1991	SUI	0.67	25.37	53.64	1:22.78	1:51.25	712
								28.27	29.14	28.47	
18	5	8	BENGTSSON Johan	1991	CLB	0.72	25.88	54.21	1:22.75	1:51.27	712
								28.33	28.54	28.52	
19	4	8	ANDERSSON Anton	1993	SWE	0.76	26.55	54.69	1:23.16	1:51.46	708
								28.14	28.47	28.30	
20	3	1	WESTERGREN Mats	1994	SWE	0.75	26.55	55.06	1:23.80	1:51.74	703
								28.51	28.74	27.94	
21	2	5	DOVGALYUK Mikhail	1995	RUS	0.83	25.57	53.85	1:22.85	1:52.29	693
								28.28	29.00	29.44	
22	2	4	VALENTE Miguel	1993	BRA	0.71	25.86	53.84	1:23.00	1:52.82	683
								27.98	29.16	29.82	
23	2	1	HOLMSTRÖM Jonas	1992	CLB	0.81	26.20	54.44	1:23.77	1:53.18	676
								28.24	29.33	29.41	
24	5	2	RIVERA Miranda Marcos	1983	ESP	0.73	26.94	55.32	1:24.61	1:53.48	671
								28.38	29.29	28.87	
25	5	1	RÄUFTLIN Lukas	1989	SUI	0.76	26.29	55.31	1:25.03	1:53.98	662
								29.02	29.72	28.95	

Timing & Data Handling by OMEGA





FINA/ARENA Swimming World Cup 2011

DUBAI STOCKHOLM MOSCOW BERLIN SINGAPORE BEIJING TOKYO

15-16 October 2011

Event 20
16 OCT 2011

Men's 200m Freestyle
200m Nage Libre Hommes

Heats
Séries



Heats

Event No. 20

Rank	Heat	Lane	Name	Year of Birth	NOC Code	R.T.	50m	100m	150m	Time	FINA Points
26	3	2	REE Ole Martin	1992	NOR	0.75	27.02	55.96	1:24.86	1:54.41	655
								28.94	28.90	29.55	
27	3	8	PAULSSON Adam	1995	CLB	0.76	26.11	54.73	1:24.52	1:54.60	651
								28.62	29.79	30.08	
28	4	7	VAN Dooren Erik	1991	SUI	0.67	25.88	54.52	1:25.58	1:57.02	612
								28.64	31.06	31.44	
29	2	6	HAGSTRÖM Marcus	1991	CLB	0.75	26.71	55.63	1:26.13	1:57.08	611
								28.92	30.50	30.95	
30	1	7	YONG Jerryl	1996	SIN	0.67	27.16	56.68	1:26.63	1:57.17	609
								29.52	29.95	30.54	
30	2	3	JAKUPSSON Magnus	1994	FAR	0.65	27.43	57.08	1:27.21	1:57.17	609
								29.65	30.13	29.96	
32	2	8	NG Mattias	1993	SIN	0.62	26.60	56.24	1:27.41	1:58.49	589
								29.64	31.17	31.08	
33	1	3	SCHÖN Svensson Adam	1991	CLB	0.81	28.01	58.15	1:28.70	1:59.06	581
								30.14	30.55	30.36	
34	2	2	JOHANNESON Adrian	1995	CLB	0.82	27.33	57.42	1:28.84	1:59.31	577
								30.09	31.42	30.47	
35	1	6	THORSTRAND Gustav	1994	CLB	0.75	27.71	58.42	1:29.66	2:00.06	566
								30.71	31.24	30.40	
36	1	5	WIDÉN Johan	1986	CLB	0.69	27.03	56.77	1:28.15	2:00.36	562
								29.74	31.38	32.21	
37	1	1	TALEB Ben	1995	ALG	0.73	28.17	59.55	1:30.50	2:00.78	556
								31.38	30.95	30.28	
38	1	4	HILDESSON Johan	1992	CLB	0.71	27.97	59.54	1:31.34	2:01.79	543
								31.57	31.80	30.45	
39	1	2	BERGGREN Alexander	1994	CLB	0.77	28.68	1:00.94	1:34.70	2:07.89	469
								32.26	33.76	33.19	

LEGEND

Q Qualified for the next phase R.T. Reaction time

Timing & Data Handling by OMEGA



Results Summary

Synthèse des résultats

	Record	Name	NOC Code	Location	Date
WR	28.80	HARDY Jessica A	USA	Berlin (GER)	15 NOV 2009
WC	28.80	HARDY Jessica A	USA	Berlin (GER)	15 NOV 2009

Heats

Event No. 21

Rank	Heat	Lane	Name	Year of Birth	NOC Code	R.T.	Time	FINA Points
1	2	4	JOHANSSON Jennie	1988	SWE	0.77	30.59	834 Q
2	2	6	KIM Hye Jin	1994	KOR	0.71	31.25	782 Q
3	2	5	FOSTER Sally	1985	AUS	0.76	31.69	750 Q
4	1	5	STIBERG Katharina	1988	NOR	0.69	31.77	744 Q
5	1	4	HÖSTMAN Joline	1988	SWE	0.64	31.79	743 Q
6	1	6	JEONG Darae	1991	KOR	0.83	32.23	713 Q
7	1	3	ERIKSSON Jessica	1993	CLB	0.77	32.37	704 Q
8	1	2	SANDGREN Ulrica	1994	CLB	0.66	32.56	692 Q
9	1	7	BACK Su Yeon	1991	KOR	0.76	32.80	676
10	1	1	WESTERLUND Lina	1995	CLB	0.73	33.10	658
11	2	7	BENGTSSON Andrea	1991	CLB	0.78	33.34	644
12	2	1	WESTMAN Malin	1995	SWE	0.69	33.55	632
13	2	3	NYBERG Ebba	1982	CLB	0.69	33.85	615
14	2	8	BYGDEMAN Ulrika	1993	CLB	0.68	33.86	615
15	1	8	NORDIN Carolina	1987	CLB	0.68	34.81	566
	2	2	KUMBLAD Helena	1987	CLB		DSQ	

LEGEND

DSQ Disqualified

Q Qualified for the next phase

R.T. Reaction time

Timing & Data Handling by OMEGA



FINA/ARENA Swimming World Cup 2011

DUBAI STOCKHOLM MOSCOW BERLIN SINGAPORE BEIJING TOKYO

15-16 October 2011

Event 22

16 OCT 2011

Men's 100m Breaststroke

100m Brasse Hommes

Heats

Séries



Results Summary

Synthèse des résultats

	Record	Split	Name	NOC Code	Location	Date
WR	55.61	25.98	VAN DEN BURGH Cameron	RSA	Berlin (GER)	15 NOV 2009
WC	55.61	25.98	VAN DEN BURGH Cameron	RSA	Berlin (GER)	15 NOV 2009

Heats Event No. 22

Rank	Heat	Lane	Name	Year of Birth	NOC Code	R.T.	50m	Time	FINA Points
1	4	6	SNYDERS Glenn	1987	NZL	0.62	27.64	59.22 31.58	828 Q
2	3	5	DALE OEN Alexander	1985	NOR	0.64	28.42	1:00.18 31.76	789 Q
3	4	3	OTSUKA Kazuki	1988	JPN	0.68	28.89	1:00.28 31.39	785 Q
4	3	7	POZNIKOFF Andrew	1987	CAN	0.69	28.20	1:00.37 32.17	781 Q
5	4	4	TOMITA Naoya	1989	JPN	0.64	28.31	1:00.46 32.15	778 Q
6	3	4	KORNFELD Paul	1987	CAN	0.63	28.39	1:00.58 32.19	773 Q
7	4	5	HETLAND Aleksander	1982	NOR	0.63	28.11	1:00.68 32.57	769 Q
8	3	3	BROWN Michael	1984	CAN	0.71	29.09	1:00.77 31.68	766 Q
9	3	2	KIRTON James	1985	GBR	0.73	28.59	1:00.98 32.39	758
10	2	3	DORCH Jakob	1985	SWE	0.81	28.58	1:00.99 32.41	758
11	2	4	KOCH Marco	1990	GER	0.72	28.80	1:01.01 32.21	757
12	4	2	NUGENT Sean	1985	CAN	0.72	29.38	1:01.76 32.38	730
13	2	5	MOLNAR Akos	1987	HUN	0.74	29.42	1:02.44 33.02	706
14	2	7	TOUR Niklas	1989	CLB	0.66	29.45	1:02.52 33.07	703
15	4	8	SKAGIUS Johannes	1995	SWE	0.72	30.06	1:02.89 32.83	691
16	2	2	NAESS Sverre	1992	NOR	0.71	29.12	1:02.91 33.79	690
17	1	4	KÄRKI Johannes	1993	SWE	0.68	29.63	1:02.96 33.33	689
18	1	5	PETROS Katsampanis	1992	GRE	0.78	30.03	1:03.12 33.09	683
19	2	6	PROVORKOV Filipp	1988	EST	0.80	29.37	1:03.31 33.94	677
20	3	8	PERSSON Erik	1994	SWE	0.74	29.82	1:03.45 33.63	673
21	4	1	FÜRST Andreas	1990	CLB	0.73	30.27	1:03.87 33.60	660
22	1	6	GALIC Toni	1989	CLB	0.72	30.02	1:04.11 34.09	652
23	2	1	PALOSAARI Robert	1992	CLB	0.66	30.09	1:04.26 34.17	648
24	2	8	MORGAN Alexander	1996	CLB	0.65	30.51	1:05.28 34.77	618
25	1	3	GUDJONSSON Karl-Fredrik	1993	CLB	0.78	30.81	1:06.04 35.23	597

Timing & Data Handling by OMEGA



Heats Event No. 22

Rank	Heat	Lane	Name	Year of Birth	NOC Code	R.T.	50m	Time	FINA Points
26	1	2	MCPHEAT Lachlan	1994	CLB	0.66	31.51	1:07.02 35.51	571
27	1	7	GOLTERMANN Janne	1989	CLB	0.68	31.53	1:08.17 36.64	542
28	3	1	AL SHAMSI Mohammed	1994	UAE	0.70	32.86	1:12.90 40.04	443
29	1	1	TALEB Ben	1995	ALG	0.75	34.85	1:16.77 41.92	380
	3	6	KOSAKA Yuma	1989	JPN			DSQ	
	4	7	CHOI Kyuwoong	1990	KOR			DSQ	

LEGEND

DSQ Disqualified

Q Qualified for the next phase

R.T. Reaction time

Timing & Data Handling by OMEGA



FINA/ARENA Swimming World Cup 2011

DUBAI STOCKHOLM MOSCOW BERLIN SINGAPORE BEIJING TOKYO

15-16 October 2011

Event 23

16 OCT 2011

Women's 400m Individual Medley
400m 4-Nages Femmes

Slowest Heat(s)
Série(s) lente(s)



Results Summary

Synthèse des résultats

	Record	Splits	Name	NOC Code	Location	Date
WR	4:21.04	1:00.60	2:06.01	3:19.42	SMIT Julia USA	Manchester (GBR) 18 DEC 2009
WC	4:22.88	1:01.68	2:10.57	3:22.75	MEAKLIM Kathryn RSA	Singapore (SIN) 22 NOV 2009

Event No. 23

Rank	Heat	Lane	Name	Year of Birth	NOC Code	R.T.	Time	FINA Points	
1	1	5	BERTRAND Céline	1995	SWE	0.77	4:53.99	700	
	50m	30.88	100m 1:06.75 35.87	150m 1:44.10 37.35	200m 2:20.76 36.66	250m 3:03.70 42.94	300m 3:46.58 42.88	350m 4:20.78 34.20	33.21
2	1	3	DAHLBERG Jonna	1995	SWE	0.67	4:57.75	673	
	50m	30.45	100m 1:05.81 35.36	150m 1:43.66 37.85	200m 2:21.69 38.03	250m 3:04.24 42.55	300m 3:47.49 43.25	350m 4:22.68 35.19	35.07
3	1	4	HÄGGLUND Björklund Sara	1995	CLB	0.77	5:03.65	635	
	50m	31.62	100m 1:08.48 36.86	150m 1:46.01 37.53	200m 2:23.63 37.62	250m 3:08.15 44.52	300m 3:54.15 46.00	350m 4:29.33 35.18	34.32
4	1	6	CHAN Nur Marina	1997	SIN	0.67	5:09.43	600	
	50m	31.95	100m 1:08.70 36.75	150m 1:49.40 40.70	200m 2:29.47 40.07	250m 3:14.03 44.56	300m 4:00.23 46.20	350m 4:35.53 35.30	33.90

LEGEND

R.T. Reaction time

Timing & Data Handling by OMEGA





FINA/ARENA Swimming World Cup 2011

DUBAI STOCKHOLM MOSCOW BERLIN SINGAPORE BEIJING TOKYO

15-16 October 2011

Event 24
16 OCT 2011

Men's 100m Butterfly
100m Papillon Hommes

Heats
Séries



Results Summary

Synthèse des résultats

	Record	Split	Name	NOC Code	Location	Date
WR	48.48	22.88	KOROTYSHKIN Evgeny	RUS	Berlin (GER)	15 NOV 2009
WC	48.48	22.88	KOROTYSHKIN Evgeny	RUS	Berlin (GER)	15 NOV 2009

Heats Event No. 24

Rank	Heat	Lane	Name	Year of Birth	NOC Code	R.T.	50m	Time	FINA Points
1	3	4	HUEGILL Geoff	1979	AUS	0.69	24.37	52.13 27.76	804 Q
2	4	4	MCGILL Tyler	1987	USA	0.57	24.64	52.81 28.17	773 Q
3	2	5	LE CLOS Chad	1992	RSA	0.71	24.82	52.92 28.10	768 Q
4	4	5	SANO Hidemasa	1984	JPN	0.64	25.07	53.22 28.15	755 Q
5	2	4	FRÖLANDER Lars	1974	SWE	0.68	24.71	53.35 28.64	750 Q
6	2	3	CHANG Gyu Cheol	1992	KOR	0.66	24.92	53.37 28.45	749 Q
7	4	6	TIMM Braxston	1992	GBR	0.64	24.98	53.63 28.65	738 Q
8	4	3	STJEPANOVIC Velimir	1993	SRB	0.64	25.19	53.81 28.62	731 Q
9	3	3	VENANCIO Tiago	1987	POR	0.73	25.26	54.27 29.01	712
10	4	2	VERRASZTO David	1988	HUN	0.74	25.79	54.43 28.64	706
11	2	7	LINGE Alexander	1992	CLB	0.72	25.77	54.86 29.09	690
12	2	6	LUNDAHL Daniel	1991	CLB	0.74	25.53	55.02 29.49	684
13	3	2	JONSSON Jesper	1993	SWE	0.75	25.69	55.06 29.37	682
14	4	7	O'NEILL Donal	1980	IRL	0.71	25.60	55.30 29.70	673
15	3	6	OLIVEIRA Marcos	1989	BRA	0.73	26.28	55.60 29.32	662
16	3	5	SPITZER Martin	1985	AUT	0.70	25.49	55.89 30.40	652
17	2	2	PALMQVIST Pontus	1991	CLB	0.68	25.73	56.41 30.68	634
18	4	8	YONG Jerryl	1996	SIN	0.68	26.32	56.65 30.33	626
19	4	1	HOLMBERG Sebastian	1991	CLB	0.71	26.11	56.93 30.82	617
20	3	7	SUNDIN Björn	1990	CLB	0.71	26.26	57.55 31.29	597
21	3	8	EDLUND Andreas	1989	CLB	0.64	27.11	57.65 30.54	594
22	3	1	BJÖRK Viktor	1992	CLB	0.68	27.01	58.10 31.09	580
23	1	5	LINDBORG Kalle	1994	CLB	0.66	26.53	58.22 31.69	577
24	2	1	MÅRTENSSON Robin	1991	CLB	0.74	27.13	58.80 31.67	560
25	1	2	ARVIDSSON Anton	1994	CLB	0.69	26.84	59.06 32.22	553

Timing & Data Handling by OMEGA



Heats Event No. 24

Rank	Heat	Lane	Name	Year of Birth	NOC Code	R.T.	50m	Time	FINA Points
26	1	4	EMANUELSSON Erik	1993	CLB	0.71	27.53	59.37 31.84	544
27	1	3	ARVIDSSON Ossian	1992	CLB	0.76	27.27	59.42 32.15	543
28	2	8	AL MENHALI Abdulla	1985	UAE	0.68	27.45	1:01.37 33.92	492
29	1	6	AL KAABI Ali	1997	UAE	0.83	30.08	1:08.22 38.14	358

LEGEND

Q Qualified for the next phase R.T. Reaction time

Timing & Data Handling by OMEGA



FINA/ARENA Swimming World Cup 2011

DUBAI STOCKHOLM MOSCOW BERLIN SINGAPORE BEIJING TOKYO

15-16 October 2011

Event 25
16 OCT 2011

Women's 100m Backstroke
100m Dos Femmes

Heats
Séries



Results Summary

Synthèse des résultats

	Record	Split	Name	NOC Code	Location	Date
WR	55.23	26.73	SAKAI Shiho	JPN	Berlin (GER)	15 NOV 2009
WC	55.23	26.73	SAKAI Shiho	JPN	Berlin (GER)	15 NOV 2009

Heats Event No. 25

Rank	Heat	Lane	Name	Year of Birth	NOC Code	R.T.	50m	Time	FINA Points
1	4	4	GOH Rachel	1986	AUS	0.65	28.27	58.53 30.26	840 Q
2	3	4	HOCKING Belinda	1990	AUS	0.67	28.37	58.63 30.26	835 Q
3	3	5	SNILDAL Ingvild	1988	NOR	0.63	29.57	1:00.62 31.05	756 Q
4	2	5	SNODGRASS Brooklynn	1994	CAN	0.78	30.23	1:01.27 31.04	732 Q
5	2	3	LINDBORG Ida	1994	CLB	0.63	29.84	1:01.39 31.55	728 Q
5	4	5	COLEMAN Michelle	1993	SWE	0.73	29.78	1:01.39 31.61	728 Q
7	2	4	VAN LANDEGHEM Chantal	1994	CAN	0.71	30.25	1:01.82 31.57	713 Q
8	4	6	GABRILO Ivana	1984	SUI	0.66	29.89	1:02.01 32.12	706 Q
9	2	7	ERIKSSON Linda	1991	CLB	0.61	30.38	1:02.04 31.66	705
10	2	6	SUNDIN Natasha	1990	CLB	0.76	30.34	1:02.35 32.01	695
11	4	3	HAFSTRÖM Sandra	1991	CLB	0.77	30.54	1:02.42 31.88	692
12	2	1	ERIKSSON Jessica	1995	CLB	0.58	30.37	1:02.70 32.33	683
13	3	1	CARLÉN Erika	1994	CLB	0.72	30.78	1:03.03 32.25	672
14	4	7	BJÖRLYKKE Veronica	1994	NOR	0.75	30.93	1:03.06 32.13	671
15	3	7	ANDERSSON Beatrice	1989	CLB	0.75	30.75	1:03.23 32.48	666
16	2	2	OLSSON Linnéa	1994	CLB	0.68	30.70	1:03.49 32.79	658
17	3	3	COONEY Aisling	1990	IRL	0.75	30.79	1:03.76 32.97	649
18	1	4	LEWIN Marlene Pavlu	1997	CLB	0.61	31.35	1:03.80 32.45	648
19	4	2	ERIKSEN Josefin	1995	SWE	0.67	31.22	1:04.04 32.82	641
20	4	1	SVENSSON Sofia	1993	CLB	0.60	31.14	1:04.34 33.20	632
21	3	6	DEBES Birita	1995	FAR	0.66	30.47	1:04.55 34.08	626
22	3	8	ALLBERG Jessica	1995	CLB	0.68	31.06	1:04.58 33.52	625
23	4	8	PETTERSSON Johanna	1992	CLB	0.79	31.23	1:05.01 33.78	613
24	3	2	KREMER Paige	1996	CAN	0.62	32.29	1:05.33 33.04	604
25	1	3	AUSTIN Gabriella	1995	NZL	0.69	32.23	1:05.91 33.68	588

Timing & Data Handling by OMEGA





FINA/ARENA Swimming World Cup 2011

DUBAI STOCKHOLM MOSCOW BERLIN SINGAPORE BEIJING TOKYO

15-16 October 2011

Event 25

16 OCT 2011

Women's 100m Backstroke
100m Dos Femmes

Heats
Séries



Heats Event No. 25

Rank	Heat	Lane	Name	Year of Birth	NOC Code	R.T.	50m	Time	FINA Points
26	2	8	LINDQUIST Camilla	1993	CLB	0.69	31.69	1:06.47 34.78	573
27	1	5	ANDBERG Matilda	1990	CLB	0.82	32.18	1:06.51 34.33	572

LEGEND

Q Qualified for the next phase R.T. Reaction time

Timing & Data Handling by OMEGA





FINA/ARENA Swimming World Cup 2011

DUBAI STOCKHOLM MOSCOW BERLIN SINGAPORE BEIJING TOKYO

15-16 October 2011

Event 26

16 OCT 2011

Men's 50m Backstroke

50m Dos Hommes

Heats

Séries



Results Summary

Synthèse des résultats

	Record	Name	NOC Code	Location	Date
WR	22.61	MARSHALL Peter	USA	Singapore (SIN)	22 NOV 2009
WC	22.61	MARSHALL Peter	USA	Singapore (SIN)	22 NOV 2009

Heats

Event No. 26

Rank	Heat	Lane	Name	Year of Birth	NOC Code	R.T.	Time	FINA Points
1	3	4	LANG Flori	1983	SUI	0.68	24.71	766 Q
2	2	4	BORIN Niklas	1989	CLB	0.52	25.11	730 Q
3	1	4	SOLLI Lavrans	1992	NOR	0.65	25.33	711 Q
4	2	5	HOLMBERG Sebastian	1991	CLB	0.71	25.47	699 Q
5	1	5	NAESS Sverre	1992	NOR	0.73	25.77	675 Q
6	3	5	NYSTRÖM Alexander	1990	CLB	0.68	25.99	658 Q
7	1	6	VERRASZTO David	1988	HUN	0.64	26.07	652 Q
8	3	6	PALMQVIST Pontus	1991	CLB	0.59	26.34	632 Q
9	3	3	SUNDIN Konstantin	1987	CLB	0.71	26.48	622
10	1	3	DE PAULA Giovane	1993	BRA	0.65	26.54	618
11	1	2	PETTERSSON Axel	1995	CLB	0.60	26.59	614
12	2	3	NILSSON Martin	1993	SWE	0.66	26.60	614
13	3	2	KARLSSON Tobias	1991	CLB	0.64	26.89	594
14	1	7	LUTULA Antonio	1993	CLB	0.57	27.10	580
15	2	7	KARLSSON Adam	1994	CLB	0.54	27.16	576
16	3	1	BERGMAN Fabian	1994	CLB	0.67	27.27	569
17	2	6	RENHOLM Pontus	1986	CLB	0.57	27.40	561
18	2	1	JOHANSSON Oskar	1993	CLB	0.65	27.73	542
19	3	7	BÄLTER Samuel	1991	CLB	0.66	28.19	515
20	2	8	HÖKFELT Gustav	1994	CLB	0.59	28.55	496
21	3	8	ANESTEN Arwid	1995	CLB	0.71	28.69	489
22	1	1	UHLIN Joakim	1994	CLB	0.74	30.92	391
	2	2	KAWECKI Radoslaw	1991	POL		DNS	

LEGEND

DNS Did not start

Q Qualified for the next phase

R.T. Reaction time

Timing & Data Handling by OMEGA





FINA/ARENA Swimming World Cup 2011

DUBAI STOCKHOLM MOSCOW BERLIN SINGAPORE BEIJING TOKYO

15-16 October 2011

Event 27
16 OCT 2011

Women's 200m Butterfly
200m Papillon Femmes

Heats
Séries



Results Summary

Synthèse des résultats

	Record	Splits			Name	NOC Code	Location	Date
WR	2:00.78	27.35	58.41	1:29.29	LIU Zige	CHN	Berlin (GER)	15 NOV 2009
WC	2:00.78	27.35	58.41	1:29.29	LIU Zige	CHN	Berlin (GER)	15 NOV 2009

Heats

Event No. 27

Rank	Heat	Lane	Name	Year of Birth	NOC Code	R.T.	50m	100m	150m	Time	FINA Points
1	1	5	GONG Jie	1991	CHN	0.84	28.67	1:01.24 32.57	1:34.37 33.13	2:08.22 33.85	835 Q
2	2	5	GRANSTRÖM Martina	1991	SWE	0.72	29.49	1:02.34 32.85	1:35.10 32.76	2:08.41 33.31	832 Q
3	2	3	CHOI Hye Ra	1991	KOR	0.77	28.99	1:01.82 32.83	1:35.61 33.79	2:08.75 33.14	825 Q
4	2	4	GRANLUND Petra	1987	SWE	0.71	29.10	1:02.11 33.01	1:35.47 33.36	2:09.45 33.98	812 Q
5	1	3	MARKO VARGA Ida	1985	SWE	0.67	29.19	1:02.26 33.07	1:35.98 33.72	2:10.08 34.10	800 Q
6	1	4	JAKABOS Zsuzsanna	1989	HUN	0.73	29.75	1:02.73 32.98	1:36.29 33.56	2:10.58 34.29	791 Q
7	2	6	SANDIN Ida	1985	SWE	0.71	29.59	1:02.76 33.17	1:36.98 34.22	2:13.09 36.11	747 Q
8	1	7	ROSENQUIST Ebba	1989	CLB	0.81	29.80	1:04.10 34.30	1:38.72 34.62	2:14.58 35.86	722 Q
9	1	6	GUZHENKOVA Anastasia	1997	RUS	0.81	29.99	1:04.11 34.12	1:40.63 36.52	2:17.56 36.93	676
10	2	2	SIWICKI Breanne	1995	CAN	0.69	31.35	1:07.05 35.70	1:43.45 36.40	2:20.22 36.77	639
11	1	2	ÖHGREN Sanna	1991	CLB	0.84	31.96	1:07.72 35.76	1:44.97 37.25	2:23.40 38.43	597
12	2	1	BARON Linda	1995	SWE	0.78	32.14	1:08.14 36.00	1:45.44 37.30	2:24.00 38.56	590
13	1	1	KARELL Emma	1994	CLB	0.77	31.95	1:08.81 36.86	1:46.49 37.68	2:24.58 38.09	582
14	2	7	UUSARO Alexandra	1995	CLB	0.77	32.22	1:09.47 37.25	1:47.78 38.31	2:25.45 37.67	572

LEGEND

Q Qualified for the next phase R.T. Reaction time

Timing & Data Handling by OMEGA





FINA/ARENA Swimming World Cup 2011

DUBAI STOCKHOLM MOSCOW BERLIN SINGAPORE BEIJING TOKYO

15-16 October 2011

Event 28
16 OCT 2011

Men's 200m Individual Medley
200m 4-Nages Hommes

Heats
Séries



Results Summary

Synthèse des résultats

	Record	Splits			Name	NOC Code	Location	Date
WR	1:50.08	24.07	51.42	1:23.49	LOCHTE Ryan	USA	Dubai (UAE)	17 DEC 2010
WC	1:51.55	23.96	51.96	1:25.41	TOWNSEND Darian	RSA	Berlin (GER)	15 NOV 2009

Heats

Event No. 28

Rank	Heat	Lane	Name	Year of Birth	NOC Code	R.T.	50m	100m	150m	Time	FINA Points
1	4	5	SETO Daiya	1994	JPN	0.64	26.01	55.37	1:29.44	1:58.11	809 Q
								29.36	34.07	28.67	
2	3	4	TO Kenneth	1992	AUS	0.64	25.32	55.38	1:29.69	1:58.34	804 Q
								30.06	34.31	28.65	
3	4	4	SANO Hidemasa	1984	JPN	0.65	25.51	55.62	1:30.32	1:59.36	784 Q
								30.11	34.70	29.04	
4	2	5	LE CLOS Chad	1992	RSA	0.74	25.65	56.11	1:32.22	1:59.83	775 Q
								30.46	36.11	27.61	
5	3	3	OTSUKA Kazuki	1988	JPN	0.69	26.22	57.67	1:30.30	1:59.89	774 Q
								31.45	32.63	29.59	
6	2	3	KOSAKA Yuma	1989	JPN	0.63	26.10	57.06	1:31.39	2:00.15	769 Q
								30.96	34.33	28.76	
7	4	3	SJÖDIN Simon	1986	SWE	0.81	25.62	56.12	1:30.76	2:00.52	761 Q
								30.50	34.64	29.76	
8	4	7	COLEMAN Lenis	1992	GBR	0.75	26.23	57.31	1:32.74	2:02.14	732 Q
								31.08	35.43	29.40	
9	2	7	CHOI Kyuwong	1990	KOR	0.67	26.86	58.55	1:33.47	2:03.17	713
								31.69	34.92	29.70	
10	2	4	VERRASZTO David	1988	HUN	0.76	26.65	57.83	1:33.09	2:03.58	706
								31.18	35.26	30.49	
11	3	7	PERSSON Erik	1994	SWE	0.79	27.36	58.77	1:34.54	2:04.14	697
								31.41	35.77	29.60	
12	4	6	SALATTA Lucas	1987	BRA	0.68	26.76	57.02	1:33.80	2:04.15	697
								30.26	36.78	30.35	
13	4	2	MOLNAR Akos	1987	HUN	0.76	27.27	1:00.55	1:34.99	2:04.40	692
								33.28	34.44	29.41	
14	4	8	EKSTRÖM Oscar	1994	SWE	0.71	26.33	58.16	1:34.89	2:04.55	690
								31.83	36.73	29.66	
15	2	1	JOHNSON Matthew	1995	GBR	0.71	27.53	59.62	1:36.24	2:04.99	683
								32.09	36.62	28.75	
16	3	8	PETROS Katsampanis	1992	GRE	0.75	27.45	1:00.19	1:34.98	2:05.11	681
								32.74	34.79	30.13	
17	2	6	KANTH Linus	1991	CLB	0.74	27.00	58.42	1:34.79	2:05.15	680
								31.42	36.37	30.36	
18	2	2	ANDERSSON Anton	1993	SWE	0.72	27.27	59.22	1:36.23	2:05.28	678
								31.95	37.01	29.05	
19	3	2	GREGORY David	1992	GBR	0.76	26.38	57.49	1:35.16	2:05.78	670
								31.11	37.67	30.62	
20	3	1	VALENTE Miguel	1993	BRA	0.67	27.02	59.12	1:36.04	2:05.94	667
								32.10	36.92	29.90	
21	2	8	DOVGALYUK Mikhail	1995	RUS	0.85	27.27	58.68	1:36.94	2:06.25	662
								31.41	38.26	29.31	
22	4	1	SORAK Stefan	1992	SRB	0.71	26.54	59.28	1:36.30	2:06.41	660
								32.74	37.02	30.11	
23	1	4	MEEGAN Andrew	1990	IRL	0.70	27.30	1:00.63	1:39.02	2:07.82	638
								33.33	38.39	28.80	
24	1	5	WESTERGREN Mats	1994	SWE	0.73	27.82	1:01.12	1:39.40	2:08.02	635
								33.30	38.28	28.62	
25	1	3	PAULSSON Adam	1995	CLB	0.77	29.19	1:03.32	1:39.55	2:08.48	628
								34.13	36.23	28.93	

Timing & Data Handling by OMEGA





FINA/ARENA Swimming World Cup 2011

DUBAI STOCKHOLM MOSCOW BERLIN SINGAPORE BEIJING TOKYO

15-16 October 2011

Event 28
16 OCT 2011

Men's 200m Individual Medley
200m 4-Nages Hommes

Heats
Séries



Heats

Event No. 28

Rank	Heat	Lane	Name	Year of Birth	NOC Code	R.T.	50m	100m	150m	Time	FINA Points
26	1	7	ARVIDSSON Ossian	1992	CLB	0.81	27.99	1:01.25 33.26	1:41.16 39.91	2:11.47 30.31	587
27	1	2	GUDJONSSON Karl-Fredrik	1993	CLB	0.76	29.10	1:04.68 35.58	1:41.07 36.39	2:11.89 30.82	581
28	1	6	HAGSTRÖM Marcus	1991	CLB	0.73	28.29	1:03.65 35.36	1:41.38 37.73	2:12.21 30.83	577
29	1	1	HANSSON Joel Falk	1994	CLB	0.82	28.84	1:04.49 35.65	1:42.97 38.48	2:15.44 32.47	536
30	1	8	TALEB Ben	1995	ALG	0.73	30.09	1:08.36 38.27	1:53.29 44.93	2:26.60 33.31	423
	3	5	HORIHATA Yuya	1990	JPN					DSQ	
	3	6	KIRTON James	1985	GBR					DSQ	

LEGEND

DSQ Disqualified

Q Qualified for the next phase

R.T. Reaction time

Timing & Data Handling by OMEGA





FINA/ARENA Swimming World Cup 2011

DUBAI STOCKHOLM MOSCOW BERLIN SINGAPORE BEIJING TOKYO

15-16 October 2011

Event 29
16 OCT 2011

Women's 400m Freestyle
400m Nage Libre Femmes

Heats
Séries



Results Summary

Synthèse des résultats

	Record	Splits	Name	NOC Code	Location	Date
WR	3:54.92	57.29 1:56.93	JACKSON Joanne	GBR	Leeds (GBR)	8 AUG 2009
WC	3:56.24	58.27 1:57.98	BALMY Coralie	FRA	Berlin (GER)	16 NOV 2008

Heats

Event No. 29

Rank	Heat	Lane	Name	Year of Birth	NOC Code	R.T.	Time	FINA Points
1	2	4	BAINBRIDGE Angie	1989	AUS	0.75	4:12.42	806 Q
	50m	28.13	100m 59.84	150m 1:31.99	200m 2:04.29	250m 2:36.52	300m 3:08.65	350m 3:40.96
			31.71	32.15	32.30	32.23	32.13	31.46
2	2	3	FAULKNER Eleanor	1993	GBR	0.75	4:13.00	800 Q
	50m	28.48	100m 1:00.16	150m 1:32.39	200m 2:04.85	250m 2:36.95	300m 3:09.32	350m 3:41.76
			31.68	32.23	32.46	32.10	32.37	32.44
3	2	5	SJÖSTRÖM Sarah	1993	SWE	0.79	4:13.31	797 Q
	50m	28.65	100m 1:00.43	150m 1:32.98	200m 2:05.53	250m 2:37.91	300m 3:10.37	350m 3:42.28
			31.78	32.55	32.55	32.38	32.46	31.91
4	1	4	FAGUNDEZ Gabriella	1985	SWE	0.70	4:13.77	793 Q
	50m	29.08	100m 1:00.79	150m 1:32.71	200m 2:04.95	250m 2:37.35	300m 3:09.89	350m 3:41.84
			31.71	31.92	32.24	32.40	32.54	31.95
5	1	5	EKELUND Rebecka	1992	CLB	0.82	4:16.69	766 Q
	50m	29.45	100m 1:01.22	150m 1:33.25	200m 2:05.66	250m 2:38.10	300m 3:10.85	350m 3:44.05
			31.77	32.03	32.41	32.44	32.75	33.20
6	1	3	TURNER Rebecca	1992	GBR	0.61	4:17.83	756 Q
	50m	29.29	100m 1:01.68	150m 1:34.72	200m 2:07.72	250m 2:40.58	300m 3:13.37	350m 3:46.22
			32.39	33.04	33.00	32.86	32.79	32.85
7	1	6	ERICSSON Elsa	1995	SWE	0.74	4:19.17	744 Q
	50m	29.93	100m 1:02.49	150m 1:35.50	200m 2:08.68	250m 2:41.62	300m 3:14.65	350m 3:47.38
			32.56	33.01	33.18	32.94	33.03	32.73
8	2	6	EKSTRÖM Vilma	1994	CLB	0.77	4:25.02	696 Q
	50m	30.37	100m 1:03.00	150m 1:36.17	200m 2:09.58	250m 2:43.25	300m 3:17.19	350m 3:51.39
			32.63	33.17	33.41	33.67	33.94	34.20
9	1	2	ANDERSSON Madelene	1995	SWE	0.78	4:25.04	696
	50m	31.06	100m 1:04.87	150m 1:37.35	200m 2:10.45	250m 2:44.02	300m 3:17.87	350m 3:51.81
			33.81	32.48	33.10	33.57	33.85	33.94
10	2	7	HIPPI Josefine	1994	CLB	0.76	4:27.41	677
	50m	30.66	100m 1:03.90	150m 1:38.02	200m 2:12.29	250m 2:46.30	300m 3:20.39	350m 3:54.40
			33.24	34.12	34.27	34.01	34.09	34.01
11	2	8	DOLLMAYER Wanda	1996	SWE	0.78	4:27.81	674
	50m	31.17	100m 1:04.43	150m 1:38.26	200m 2:12.59	250m 2:46.34	300m 3:20.20	350m 3:54.81
			33.26	33.83	34.33	33.75	33.86	34.61
12	2	1	CHAN Nur Marina	1997	SIN	0.58	4:32.52	640
	50m	30.77	100m 1:05.14	150m 1:39.61	200m 2:14.51	250m 2:49.18	300m 3:23.77	350m 3:58.30
			34.37	34.47	34.90	34.67	34.59	34.53
13	1	1	TSENG Rachel	1998	SIN	0.77	4:33.91	630
	50m	31.39	100m 1:05.76	150m 1:40.35	200m 2:15.25	250m 2:50.48	300m 3:25.80	350m 4:00.36
			34.37	34.59	34.90	35.23	35.32	34.56
14	1	7	HÄGGLUND Björklund Sara	1995	CLB	0.85	4:33.97	630
	50m	31.17	100m 1:05.00	150m 1:39.36	200m 2:14.17	250m 2:48.85	300m 3:24.04	350m 3:59.33
			33.83	34.36	34.81	34.68	35.19	35.29
15	2	2	SALOMONSSON Nadja	1992	CLB	0.71	4:34.01	630
	50m	30.47	100m 1:04.21	150m 1:38.40	200m 2:13.05	250m 2:48.43	300m 3:24.13	350m 3:59.38
			33.74	34.19	34.65	35.38	35.70	35.25
16	1	8	ANDERSSON Desirée	1990	CLB	0.74	4:48.36	540
	50m	32.18	100m 1:06.91	150m 1:43.04	200m 2:19.61	250m 2:56.56	300m 3:34.18	350m 4:11.87
			34.73	36.13	36.57	36.95	37.62	37.69

LEGEND

Q Qualified for the next phase R.T. Reaction time

Timing & Data Handling by OMEGA



Results Summary

Synthèse des résultats

	Record	Name	NOC Code	Location	Date
WR	20.30	SCHOEMAN Roland	RSA	Pietermaritzburg (RSA)	8 AUG 2009
WC	20.57	SCHOEMAN Roland	RSA	Berlin (GER)	15 NOV 2009

Heats

Event No. 30

Rank	Heat	Lane	Name	Year of Birth	NOC Code	R.T.	Time	FINA Points
1	3	4	HAYDEN Brent	1983	CAN	0.63	21.80	807 Q
2	5	4	NYSTRAND Stefan	1981	SWE	0.64	21.87	799 Q
3	3	3	SHI Yang	1989	CHN	0.61	21.93	793 Q
4	3	5	SULLIVAN Eamon	1985	AUS	0.66	22.01	784 Q
5	5	5	TO Kenneth	1992	AUS	0.62	22.04	781 Q
6	4	4	ABOOD Matthew	1986	AUS	0.73	22.08	777 Q
7	4	5	STYMNE Petter	1983	SWE	0.72	22.17	767 Q
8	3	7	MCGILL Tyler	1987	USA	0.58	22.33	751 Q
9	5	6	SHI Tengfei	1988	CHN	0.76	22.40	744
10	4	6	FLODQVIST Pontus	1988	CLB	0.62	22.64	720
11	4	2	VENANCIO Tiago	1987	POR	0.68	22.68	717
12	5	2	VAN Dooren Erik	1991	SUI	0.66	22.69	716
13	3	6	LANG Flori	1983	SUI	0.64	22.86	700
14	5	7	DE PAULA Giovane	1993	BRA	0.66	22.97	690
15	4	7	LIESS Alexandre	1991	SUI	0.66	23.00	687
16	5	1	BENGTSSON Johan	1991	CLB	0.70	23.09	679
17	3	1	THORSELL Mattias	1989	CLB	0.65	23.18	671
18	4	3	STJEPANOVIC Velimir	1993	SRB	0.65	23.21	669
19	5	3	SPITZER Martin	1985	AUT	0.69	23.28	663
20	3	2	NYSTRÖM Alexander	1990	CLB	0.65	23.37	655
21	2	5	SORAK Stefan	1992	SRB	0.67	23.40	652
22	4	1	HOLMSTRÖM Jonas	1992	CLB	0.70	23.43	650
23	5	8	MAGNUSSON Linus	1990	CLB	0.69	23.44	649
24	4	8	REE Ole Martin	1992	NOR	0.72	23.92	611
25	3	8	KÄRKI Johannes	1993	SWE	0.66	23.96	608
26	2	6	ARVIDSSON Anton	1994	CLB	0.73	24.07	599
27	2	4	GALIC Toni	1989	CLB	0.68	24.16	593
28	2	2	MÄRTENSSON Robin	1991	CLB	0.70	24.18	591
29	2	3	NG Mattias	1993	SIN	0.60	24.22	588
30	2	7	SCHÖN Svensson Adam	1991	CLB	0.74	24.33	580
31	1	4	YONG Jerryl	1996	SIN	0.66	24.69	555
32	1	5	WIDÉN Johan	1986	CLB	0.67	24.73	553
33	2	1	ALI Nassib	1994	UAE	0.76	25.04	532
34	1	3	TALEB Ben	1995	ALG	0.75	26.07	472

LEGEND

Q Qualified for the next phase

R.T. Reaction time

Timing & Data Handling by OMEGA



FINA/ARENA Swimming World Cup 2011

DUBAI STOCKHOLM MOSCOW BERLIN SINGAPORE BEIJING TOKYO

15-16 October 2011

Event 31
16 OCT 2011

Women's 200m Breaststroke
200m Brasse Femmes

Heats
Séries



Results Summary

Synthèse des résultats

	Record	Splits			Name	NOC Code	Location	Date
WR	2:14.57	31.05	1:05.18	1:40.00	SONI Rebecca	USA	Manchester (GBR)	18 DEC 2009
WC	2:15.42	31.30	1:06.07	1:41.00	JONES Leisel	AUS	Berlin (GER)	15 NOV 2009

Heats

Event No. 31

Rank	Heat	Lane	Name	Year of Birth	NOC Code	R.T.	50m	100m	150m	Time	FINA Points
1	3	4	HÖSTMAN Joline	1988	SWE	0.69	32.72	1:09.36 36.64	1:46.42 37.06	2:24.84 38.42	802 Q
2	2	4	FOSTER Sally	1985	AUS	0.76	33.14	1:09.99 36.85	1:47.28 37.29	2:25.40 38.12	792 Q
3	2	5	NOVIKOVA Irina	1995	RUS	0.69	33.76	1:10.57 36.81	1:47.98 37.41	2:25.47 37.49	791 Q
4	3	3	KIM Hye Jin	1994	KOR	0.73	33.10	1:10.11 37.01	1:47.92 37.81	2:25.79 37.87	786 Q
5	2	3	MÄRTENSSON Elin	1993	SWE	0.69	33.51	1:10.45 36.94	1:48.39 37.94	2:26.39 38.00	776 Q
6	3	5	JEONG Darae	1991	KOR	0.84	33.30	1:10.84 37.54	1:49.04 38.20	2:27.40 38.36	760 Q
7	1	4	SUN Ye	1989	CHN	0.66	33.62	1:11.53 37.91	1:50.35 38.82	2:28.62 38.27	742 Q
8	1	5	BACK Su Yeon	1991	KOR	0.82	33.79	1:11.48 37.69	1:50.18 38.70	2:29.23 39.05	733 Q
9	3	2	NORRMAN Vendela	1995	CLB	0.78	35.96	1:15.49 39.53	1:55.49 40.00	2:36.74 41.25	632
10	1	2	WESTERLUND Lina	1995	CLB	0.79	35.48	1:15.06 39.58	1:55.46 40.40	2:36.93 41.47	630
11	2	6	OTTOSSON-BIXO Sara	1995	SWE	0.83	36.03	1:16.40 40.37	1:56.43 40.03	2:37.09 40.66	628
12	1	6	BENGTSSON Andrea	1991	CLB	0.76	35.67	1:15.67 40.00	1:56.40 40.73	2:37.53 41.13	623
13	2	2	SANDGREN Ulrica	1994	CLB	0.72	35.00	1:14.15 39.15	1:55.77 41.62	2:39.11 43.34	604
14	3	6	WESTMAN Malin	1995	SWE	0.74	35.73	1:16.51 40.78	1:58.34 41.83	2:40.15 41.81	593
15	1	3	JOHANSSON Emelie	1996	CLB	0.74	36.37	1:17.48 41.11	1:59.76 42.28	2:42.19 42.43	571
16	2	7	NORDIN Carolina	1987	CLB	0.74	36.27	1:18.10 41.83	2:01.09 42.99	2:43.82 42.73	554
17	3	7	BYGDEMAN Ulrika	1993	CLB	0.74	35.58	1:17.23 41.65	2:00.84 43.61	2:45.47 44.63	537

LEGEND

Q Qualified for the next phase R.T. Reaction time

DSQ of Korea canceled

Timing & Data Handling by OMEGA



Results Summary

Synthèse des résultats

	Record	Split	Name	NOC Code	Location	Date
WR	57.74	26.82	SCHREUDER Hinkelien	NED	Berlin (GER)	15 NOV 2009
WC	57.74	26.82	SCHREUDER Hinkelien	NED	Berlin (GER)	15 NOV 2009

Heats Event No. 32

Rank	Heat	Lane	Name	Year of Birth	NOC Code	R.T.	50m	Time	FINA Points
1	2	4	MICHALAK Theresa	1992	GER	0.64	27.89	1:00.04 32.15	889 Q
2	1	4	MORNINGSTAR Erica	1989	CAN	0.77	28.16	1:00.84 32.68	854 Q
3	3	4	VERRASZTO Evelyn	1989	HUN	0.73	28.85	1:02.08 33.23	804 Q
4	3	3	THYDÉN Sara	1989	SWE	0.74	28.78	1:02.25 33.47	798 Q
5	3	5	WATANABE Kanako	1996	JPN	0.77	28.95	1:02.26 33.31	797 Q
6	1	5	KURAS Magdalena	1988	CLB	0.78	28.30	1:02.30 34.00	796 Q
7	1	6	UGOLKOVA Maria	1989	RUS	0.70	28.19	1:02.38 34.19	793 Q
7	2	5	STIBERG Katharina	1988	NOR	0.68	28.67	1:02.38 33.71	793 Q
9	2	3	KIM Seo Yeong	1994	KOR	0.74	28.71	1:02.43 33.72	791
10	1	3	CHOI Hye Ra	1991	KOR	0.80	28.55	1:02.44 33.89	790
11	3	6	SPENCER Lucy	1993	GBR	0.74	29.36	1:03.76 34.40	742
12	2	6	GABRILO Ivana	1984	SUI	0.71	29.44	1:04.59 35.15	714
13	3	2	ANDERSSON Beatrice	1989	CLB	0.81	29.93	1:05.70 35.77	678
14	1	2	LAJUNEN Laura	1992	FIN	0.69	29.48	1:05.72 36.24	678
15	3	7	BJÖRLYKKE Veronica	1994	NOR	0.81	29.93	1:06.62 36.69	651
16	2	2	DAHLBERG Jonna	1995	SWE	0.68	30.86	1:06.71 35.85	648
17	2	7	ÖHGREN Sanna	1991	CLB	0.78	31.33	1:07.76 36.43	618
18	1	7	AUSTIN Gabriella	1995	NZL	0.76	31.32	1:10.95 39.63	538

LEGEND

Q Qualified for the next phase R.T. Reaction time

Timing & Data Handling by OMEGA



FINA/ARENA Swimming World Cup 2011

DUBAI STOCKHOLM MOSCOW BERLIN SINGAPORE BEIJING TOKYO

15-16 October 2011

Event 33
16 OCT 2011

Men's 200m Backstroke
200m Dos Hommes

Heats
Séries



Results Summary

Synthèse des résultats

	Record	Splits			Name	NOC Code	Location	Date
WR	1:46.11	25.17	52.36	1:19.48	VYATCHANIN Arkady	RUS	Berlin (GER)	15 NOV 2009
WC	1:46.11	25.17	52.36	1:19.48	VYATCHANIN Arkady	RUS	Berlin (GER)	15 NOV 2009

Heats

Event No. 33

Rank	Heat	Lane	Name	Year of Birth	NOC Code	R.T.	50m	100m	150m	Time	FINA Points
1	2	4	FIM Leonardo	1986	BRA	0.90	27.92	57.07	1:27.61	1:58.20	723 Q
								29.15	30.54	30.59	
2	3	3	VERRASZTO David	1988	HUN	0.68	28.27	58.25	1:28.73	1:58.64	715 Q
								29.98	30.48	29.91	
3	3	4	RÄUFTLIN Lukas	1989	SUI	0.79	28.33	58.63	1:29.18	1:59.56	699 Q
								30.30	30.55	30.38	
4	1	3	GREGORY David	1992	GBR	0.74	27.81	58.07	1:28.84	1:59.61	698 Q
								30.26	30.77	30.77	
5	3	5	LE CLOS Chad	1992	RSA	0.68	28.59	58.85	1:29.92	2:00.37	685 Q
								30.26	31.07	30.45	
6	2	5	CARLSSON Mattias	1990	SWE	0.68	28.61	59.00	1:30.15	2:01.17	671 Q
								30.39	31.15	31.02	
7	1	6	PETTERSSON Axel	1995	CLB	0.59	28.09	59.08	1:30.53	2:01.95	658 Q
								30.99	31.45	31.42	
8	1	4	SALATTA Lucas	1987	BRA	0.64	27.89	58.55	1:30.25	2:02.26	653 Q
								30.66	31.70	32.01	
9	2	3	SOLLI Lavrans	1992	NOR	0.67	28.86	1:00.29	1:32.28	2:03.83	629
								31.43	31.99	31.55	
10	3	6	NILSSON Martin	1993	SWE	0.70	29.34	1:00.79	1:32.61	2:04.73	615
								31.45	31.82	32.12	
11	2	6	JAKUPSSON Magnus	1994	FAR	0.67	28.73	1:00.32	1:32.95	2:05.30	607
								31.59	32.63	32.35	
12	2	2	RENHOLM Pontus	1986	CLB	0.66	29.04	1:00.87	1:33.37	2:05.45	605
								31.83	32.50	32.08	
13	3	7	THOMÉE Lucas	1993	CLB	0.68	30.07	1:02.75	1:34.49	2:07.44	577
								32.68	31.74	32.95	
14	3	2	VALENTE Miguel	1993	BRA	0.65	30.15	1:02.38	1:35.78	2:08.98	556
								32.23	33.40	33.20	
15	2	7	JOHANSSON Oskar	1993	CLB	0.69	30.48	1:02.96	1:36.23	2:09.49	550
								32.48	33.27	33.26	
16	1	2	KARLSSON Adam	1994	CLB	0.54	29.00	1:01.56	1:35.46	2:09.57	549
								32.56	33.90	34.11	
17	1	7	BERGMAN Fabian	1994	CLB	0.73	29.88	1:02.62	1:37.26	2:12.89	509
								32.74	34.64	35.63	
18	3	1	ANESTEN Arwid	1995	CLB	0.68	31.40	1:06.16	1:42.37	2:17.69	457
								34.76	36.21	35.32	
	1	5	KAWECKI Radoslaw	1991	POL					DNS	

LEGEND

DNS Did not start

Q Qualified for the next phase

R.T. Reaction time

Timing & Data Handling by OMEGA



Results Summary

Synthèse des résultats

	Record	Name	NOC Code	Location	Date
WR	24.38	ALSHAMMAR Therese	SWE	Singapore (SIN)	22 NOV 2009
WC	24.38	ALSHAMMAR Therese	SWE	Singapore (SIN)	22 NOV 2009

Heats

Event No. 34

Rank	Heat	Lane	Name	Year of Birth	NOC Code	R.T.	Time	FINA Points
1	3	4	ALSHAMMAR Therese	1977	SWE	0.66	25.74	849 Q
2	2	4	LU Ying	1989	CHN	0.75	25.80	843 Q
3	1	4	SNILDAL Ingvild	1988	NOR	0.71	26.55	774 Q
4	1	5	HANSSON Louise	1996	SWE	0.75	26.84	749 Q
5	3	5	VAN LANDEGHEM Chantal	1994	CAN	0.71	27.45	700 Q
6	2	5	BERTRAND Céline	1995	SWE	0.70	27.59	689 Q
7	2	3	NORD Therese	1993	CLB	0.72	27.66	684 Q
8	2	6	ROSENQUIST Ebba	1989	CLB	0.81	27.68	683 Q
9	3	3	SUNDIN Natasha	1990	CLB	0.74	28.01	659
10	1	3	LINDKVIST Josefin	1993	CLB	0.71	28.02	658
11	3	1	GUZHENKOVA Anastasia	1997	RUS	0.79	28.36	635
12	3	2	HIPPI Jaqueline	1996	SWE	0.73	28.37	634
13	3	6	LINDBORG Nathalie	1991	SWE	0.72	28.47	627
14	1	6	DEBES Birita	1995	FAR	0.70	29.31	575
15	2	2	BIELICZ Linnéa	1994	CLB	0.75	29.61	558
16	2	7	ANDERSSON Ekström	1994	CLB	0.84	29.74	550
16	3	7	DOLLMAYER Wanda	1996	SWE	0.78	29.74	550
18	2	1	SCHWARTZ Jennifer	1994	CLB	0.77	29.96	538
19	1	2	UUSARO Alexandra	1995	CLB	0.73	30.05	534
19	1	7	ÖHGREN Sanna	1991	CLB	0.78	30.05	534

LEGEND

Q Qualified for the next phase R.T. Reaction time

Timing & Data Handling by OMEGA



FINA/ARENA Swimming World Cup 2011

DUBAI STOCKHOLM MOSCOW BERLIN SINGAPORE BEIJING TOKYO

15-16 October 2011

Event 118

16 OCT 2011 - 15:40

Men's 1500m Freestyle
1500m Nage Libre Hommes

Fastest Heat(s)
Série(s) rapide(s)



Start List

Liste de départ

	Record	Splits				Name	NOC Code	Location	Date
WR	14:10.10	53.60	1:49.96	2:46.46	3:43.19	HACKETT Grant	AUS	Perth (AUS)	7 AUG 2001
		4:40.13	5:37.00	6:34.11	7:31.36				
		8:28.45	9:25.73	10:22.90	11:20.05				
		12:17.11	13:14.02						
WC	14:28.35	56.22	1:54.80	2:53.90	3:52.82	COLBERTALDO Federico	ITA	Stockholm (SWE)	11 NOV 2009
		4:51.16	5:48.77	6:46.93	7:45.09				
		8:43.29	9:40.62	10:38.04	11:35.67				
		12:33.56	13:31.62						

Event No. 18

Lane	Name	NOC	Year of Birth	Qualifying Time	Time	Rank
1	OLIVEIRA Marcos	BRA	1989	15:40.63		
2	SORAK Stefan	SRB	1992	15:29.17		
3	FENG Zhimim	CHN	1989	15:10.29		
4	JOENSEN Pal	FAR	1990	14:47.39		
5	RIVERA Miranda Marcos	ESP	1983	15:00.84		
6	SUNTER Thomas	GBR	1992	15:27.02		
7	JOHNSON Matthew	GBR	1995	15:35.35		
8	PAULSSON Adam	CLB	1995	15:49.90		

Timing & Data Handling by OMEGA





FINA/ARENA Swimming World Cup 2011

DUBAI STOCKHOLM MOSCOW BERLIN SINGAPORE BEIJING TOKYO

15-16 October 2011

Event 119

16 OCT 2011 - 16:00

Women's 100m Freestyle

100m Nage Libre Femmes



Start List

Liste de départ

	Record	Split	Name	NOC Code	Location	Date
WR	51.01	24.29	TRICKETT Lisbeth	AUS	Hobart (AUS)	10 AUG 2009
WC	51.19	24.54	HALSALL Francesca	GBR	Singapore (SIN)	22 NOV 2009

Event No. 19

Lane	Name	NOC	Year of Birth	Qualifying Time	Time	Rank
1	FAGUNDEZ Gabriella	SWE	1985	54.81		
2	COLEMAN Michelle	SWE	1993	54.76		
3	SCHREIBER Daniela	GER	1989	54.23		
4	SJÖSTRÖM Sarah	SWE	1993	53.43		
5	BAINBRIDGE Angie	AUS	1989	54.01		
6	MARKO VARGA Ida	SWE	1985	54.57		
7	MORNINGSTAR Erica	CAN	1989	54.79		
8	KURAS Magdalena	CLB	1988	54.93		

Reserves

Lane	Name	NOC	Year of Birth	Qualifying Time	Time	Rank
	LINDBORG Nathalie	SWE	1991	54.95		
	ZHENG Yifei	CHN	1992	54.96		

Timing & Data Handling by OMEGA





FINA/ARENA Swimming World Cup 2011

DUBAI STOCKHOLM MOSCOW BERLIN SINGAPORE BEIJING TOKYO

15-16 October 2011

Event 120

16 OCT 2011 - 16:04

Men's 200m Freestyle

200m Nage Libre Hommes



Start List

Liste de départ

	Record	Splits			Name	NOC Code	Location	Date
WR	1:39.37	23.79	49.29	1:14.72	BIEDERMANN Paul	GER	Berlin (GER)	15 NOV 2009
WC	1:39.37	23.79	49.29	1:14.72	BIEDERMANN Paul	GER	Berlin (GER)	15 NOV 2009

Event No. 20

Lane	Name	NOC	Year of Birth	Qualifying Time	Time	Rank
1	ZHANG Zhongchao	CHN	1989	1:48.23		
2	STJEPANOVIC Velimir	SRB	1993	1:48.15		
3	KORZENIOWSKI Pawel	POL	1985	1:47.43		
4	BIEDERMANN Paul	GER	1986	1:46.41		
5	LE CLOS Chad	RSA	1992	1:46.78		
6	HORIHATA Yuya	JPN	1990	1:47.69		
7	SORAK Stefan	SRB	1992	1:48.16		
8	COLEMAN Lenis	GBR	1992	1:48.92		

Reserves

Lane	Name	NOC	Year of Birth	Qualifying Time	Time	Rank
	EKSTRÖM Oscar	SWE	1994	1:48.94		
	VENANCIO Tiago	POR	1987	1:49.34		

Timing & Data Handling by OMEGA





FINA/ARENA Swimming World Cup 2011

DUBAI STOCKHOLM MOSCOW BERLIN SINGAPORE BEIJING TOKYO

15-16 October 2011



Event 121

16 OCT 2011 - 16:09

Women's 50m Breaststroke
50m Brasse Femmes

Final
Finale

Start List

Liste de départ

	Record	Name	NOC Code	Location	Date
WR	28.80	HARDY Jessica A	USA	Berlin (GER)	15 NOV 2009
WC	28.80	HARDY Jessica A	USA	Berlin (GER)	15 NOV 2009

Event No. 21

Lane	Name	NOC	Year of Birth	Qualifying Time	Time	Rank
1	ERIKSSON Jessica	CLB	1993	32.37		
2	HÖSTMAN Joline	SWE	1988	31.79		
3	FOSTER Sally	AUS	1985	31.69		
4	JOHANSSON Jennie	SWE	1988	30.59		
5	KIM Hye Jin	KOR	1994	31.25		
6	STIBERG Katharina	NOR	1988	31.77		
7	JEONG Darae	KOR	1991	32.23		
8	SANDGREN Ulrica	CLB	1994	32.56		

Reserves

Lane	Name	NOC	Year of Birth	Qualifying Time	Time	Rank
	BACK Su Yeon	KOR	1991	32.80		
	WESTERLUND Lina	CLB	1995	33.10		

Timing & Data Handling by OMEGA





FINA/ARENA Swimming World Cup 2011

DUBAI STOCKHOLM MOSCOW BERLIN SINGAPORE BEIJING TOKYO

15-16 October 2011

Event 122

16 OCT 2011 - 16:13

Men's 100m Breaststroke

100m Brasse Hommes



Start List

Liste de départ

	Record	Split	Name	NOC Code	Location	Date
WR	55.61	25.98	VAN DEN BURGH Cameron	RSA	Berlin (GER)	15 NOV 2009
WC	55.61	25.98	VAN DEN BURGH Cameron	RSA	Berlin (GER)	15 NOV 2009

Event No. 22

Lane	Name	NOC	Year of Birth	Qualifying Time	Time	Rank
1	HETLAND Aleksander	NOR	1982	1:00.68		
2	TOMITA Naoya	JPN	1989	1:00.46		
3	OTSUKA Kazuki	JPN	1988	1:00.28		
4	SNYDERS Glenn	NZL	1987	59.22		
5	DALE OEN Alexander	NOR	1985	1:00.18		
6	POZNIKOFF Andrew	CAN	1987	1:00.37		
7	KORNFELD Paul	CAN	1987	1:00.58		
8	BROWN Michael	CAN	1984	1:00.77		

Reserves

Lane	Name	NOC	Year of Birth	Qualifying Time	Time	Rank
	KIRTON James	GBR	1985	1:00.98		
	DORCH Jakob	SWE	1985	1:00.99		

Timing & Data Handling by OMEGA





FINA/ARENA Swimming World Cup 2011

DUBAI STOCKHOLM MOSCOW BERLIN SINGAPORE BEIJING TOKYO

15-16 October 2011

Event 123

16 OCT 2011 - 16:25

Women's 400m Individual Medley
400m 4-Nages Femmes

Fastest Heat(s)
Série(s) rapide(s)



Start List

Liste de départ

	Record	Splits	Name	NOC Code	Location	Date		
WR	4:21.04	1:00.60	2:06.01	3:19.42	SMIT Julia	USA	Manchester (GBR)	18 DEC 2009
WC	4:22.88	1:01.68	2:10.57	3:22.75	MEAKLIM Kathryn	RSA	Singapore (SIN)	22 NOV 2009

Event No. 23

Lane	Name	NOC	Year of Birth	Qualifying Time	Time	Rank
1	SPENCER Lucy	GBR	1993	4:46.68		
2	SANDIN Ida	SWE	1985	4:40.59		
3	VERRASZTO Evelyn	HUN	1989	4:33.48		
4	JAKABOS Zsuzsanna	HUN	1989	4:28.46		
5	KATO Izumi	JPN	1990	4:32.12		
6	THYDÉN Sara	SWE	1989	4:36.25		
7	KIM Seo Yeong	KOR	1994	4:45.35		
8	SIWICKI Breanne	CAN	1995	4:47.77		

Timing & Data Handling by OMEGA





FINA/ARENA Swimming World Cup 2011

DUBAI STOCKHOLM MOSCOW BERLIN SINGAPORE BEIJING TOKYO

15-16 October 2011

Event 124

16 OCT 2011 - 16:33

Men's 100m Butterfly

100m Papillon Hommes



Start List

Liste de départ

	Record	Split	Name	NOC Code	Location	Date
WR	48.48	22.88	KOROTYSHKIN Evgeny	RUS	Berlin (GER)	15 NOV 2009
WC	48.48	22.88	KOROTYSHKIN Evgeny	RUS	Berlin (GER)	15 NOV 2009

Event No. 24

Lane	Name	NOC	Year of Birth	Qualifying Time	Time	Rank
1	TIMM Braxston	GBR	1992	53.63		
2	FRÖLANDER Lars	SWE	1974	53.35		
3	LE CLOS Chad	RSA	1992	52.92		
4	HUEGILL Geoff	AUS	1979	52.13		
5	MCGILL Tyler	USA	1987	52.81		
6	SANO Hidemasa	JPN	1984	53.22		
7	CHANG Gyu Cheol	KOR	1992	53.37		
8	STJEPANOVIC Velimir	SRB	1993	53.81		

Reserves

Lane	Name	NOC	Year of Birth	Qualifying Time	Time	Rank
	VENANCIO Tiago	POR	1987	54.27		
	VERRASZTO David	HUN	1988	54.43		

Timing & Data Handling by OMEGA





FINA/ARENA Swimming World Cup 2011

DUBAI STOCKHOLM MOSCOW BERLIN SINGAPORE BEIJING TOKYO

15-16 October 2011

Event 125

16 OCT 2011 - 16:37

Women's 100m Backstroke

100m Dos Femmes

Final
Finale



Start List

Liste de départ

	Record	Split	Name	NOC Code	Location	Date
WR	55.23	26.73	SAKAI Shiho	JPN	Berlin (GER)	15 NOV 2009
WC	55.23	26.73	SAKAI Shiho	JPN	Berlin (GER)	15 NOV 2009

Event No. 25

Lane	Name	NOC	Year of Birth	Qualifying Time	Time	Rank
1	VAN LANDEGHEM Chantal	CAN	1994	1:01.82		
2	LINDBORG Ida	CLB	1994	1:01.39		
3	SNILDAL Ingvild	NOR	1988	1:00.62		
4	GOH Rachel	AUS	1986	58.53		
5	HOCKING Belinda	AUS	1990	58.63		
6	SNODGRASS Brooklynn	CAN	1994	1:01.27		
7	COLEMAN Michelle	SWE	1993	1:01.39		
8	GABRILO Ivana	SUI	1984	1:02.01		

Reserves

Lane	Name	NOC	Year of Birth	Qualifying Time	Time	Rank
	ERIKSSON Linda	CLB	1991	1:02.04		
	SUNDIN Natasha	CLB	1990	1:02.35		

Timing & Data Handling by OMEGA





FINA/ARENA Swimming World Cup 2011

DUBAI STOCKHOLM MOSCOW BERLIN SINGAPORE BEIJING TOKYO

15-16 October 2011

Event 126

16 OCT 2011 - 16:41

Men's 50m Backstroke

50m Dos Hommes



Start List

Liste de départ

	Record	Name	NOC Code	Location	Date
WR	22.61	MARSHALL Peter	USA	Singapore (SIN)	22 NOV 2009
WC	22.61	MARSHALL Peter	USA	Singapore (SIN)	22 NOV 2009

Event No. 26

Lane	Name	NOC	Year of Birth	Qualifying Time	Time	Rank
1	VERRASZTO David	HUN	1988	26.07		
2	NAESS Sverre	NOR	1992	25.77		
3	SOLLI Lavrans	NOR	1992	25.33		
4	LANG Flori	SUI	1983	24.71		
5	BORIN Niklas	CLB	1989	25.11		
6	HOLMBERG Sebastian	CLB	1991	25.47		
7	NYSTRÖM Alexander	CLB	1990	25.99		
8	PALMQVIST Pontus	CLB	1991	26.34		

Reserves

Lane	Name	NOC	Year of Birth	Qualifying Time	Time	Rank
	SUNDIN Konstantin	CLB	1987	26.48		
	DE PAULA Giovane	BRA	1993	26.54		

Timing & Data Handling by OMEGA





FINA/ARENA Swimming World Cup 2011

DUBAI STOCKHOLM MOSCOW BERLIN SINGAPORE BEIJING TOKYO

15-16 October 2011

Event 127

16 OCT 2011 - 16:53

Women's 200m Butterfly

200m Papillon Femmes

Final
Finale



Start List

Liste de départ

	Record	Splits			Name	NOC Code	Location	Date
WR	2:00.78	27.35	58.41	1:29.29	LIU Zige	CHN	Berlin (GER)	15 NOV 2009
WC	2:00.78	27.35	58.41	1:29.29	LIU Zige	CHN	Berlin (GER)	15 NOV 2009

Event No. 27

Lane	Name	NOC	Year of Birth	Qualifying Time	Time	Rank
1	SANDIN Ida	SWE	1985	2:13.09		
2	MARKO VARGA Ida	SWE	1985	2:10.08		
3	CHOI Hye Ra	KOR	1991	2:08.75		
4	GONG Jie	CHN	1991	2:08.22		
5	GRANSTRÖM Martina	SWE	1991	2:08.41		
6	GRANLUND Petra	SWE	1987	2:09.45		
7	JAKABOS Zsuzsanna	HUN	1989	2:10.58		
8	ROSENQUIST Ebba	CLB	1989	2:14.58		

Reserves

Lane	Name	NOC	Year of Birth	Qualifying Time	Time	Rank
	GUZHENKOVA Anastasia	RUS	1997	2:17.56		
	SIWICKI Breanne	CAN	1995	2:20.22		

Timing & Data Handling by OMEGA





FINA/ARENA Swimming World Cup 2011

DUBAI STOCKHOLM MOSCOW BERLIN SINGAPORE BEIJING TOKYO

15-16 October 2011

Event 128

16 OCT 2011 - 16:58

Men's 200m Individual Medley

200m 4-Nages Hommes

Final
Finale



Start List

Liste de départ

	Record		Splits		Name	NOC Code	Location	Date
WR	1:50.08	24.07	51.42	1:23.49	LOCHTE Ryan	USA	Dubai (UAE)	17 DEC 2010
WC	1:51.55	23.96	51.96	1:25.41	TOWNSEND Darian	RSA	Berlin (GER)	15 NOV 2009

Event No. 28

Lane	Name	NOC	Year of Birth	Qualifying Time	Time	Rank
1	SJÖDIN Simon	SWE	1986	2:00.52		
2	OTSUKA Kazuki	JPN	1988	1:59.89		
3	SANO Hidemasa	JPN	1984	1:59.36		
4	SETO Daiya	JPN	1994	1:58.11		
5	TO Kenneth	AUS	1992	1:58.34		
6	LE CLOS Chad	RSA	1992	1:59.83		
7	KOSAKA Yuma	JPN	1989	2:00.15		
8	COLEMAN Lenis	GBR	1992	2:02.14		

Reserves

Lane	Name	NOC	Year of Birth	Qualifying Time	Time	Rank
	CHOI Kyuwoong	KOR	1990	2:03.17		
	VERRASZTO David	HUN	1988	2:03.58		

Timing & Data Handling by OMEGA





FINA/ARENA Swimming World Cup 2011

DUBAI STOCKHOLM MOSCOW BERLIN SINGAPORE BEIJING TOKYO

15-16 October 2011

Event 129

16 OCT 2011 - 17:03

Women's 400m Freestyle
400m Nage Libre Femmes



Start List

Liste de départ

	Record	Splits	Name	NOC Code	Location	Date		
WR	3:54.92	57.29	1:56.93	2:56.38	JACKSON Joanne	GBR	Leeds (GBR)	8 AUG 2009
WC	3:56.24	58.27	1:57.98	2:57.63	BALMY Coralie	FRA	Berlin (GER)	16 NOV 2008

Event No. 29

Lane	Name	NOC	Year of Birth	Qualifying Time	Time	Rank
1	ERICSSON Elsa	SWE	1995	4:19.17		
2	EKELUND Rebecka	CLB	1992	4:16.69		
3	SJÖSTRÖM Sarah	SWE	1993	4:13.31		
4	BAINBRIDGE Angie	AUS	1989	4:12.42		
5	FAULKNER Eleanor	GBR	1993	4:13.00		
6	FAGUNDEZ Gabriella	SWE	1985	4:13.77		
7	TURNER Rebecca	GBR	1992	4:17.83		
8	EKSTRÖM Vilma	CLB	1994	4:25.02		

Reserves

Lane	Name	NOC	Year of Birth	Qualifying Time	Time	Rank
	ANDERSSON Madelene	SWE	1995	4:25.04		
	HIPPI Josefine	CLB	1994	4:27.41		

Timing & Data Handling by OMEGA





FINA/ARENA Swimming World Cup 2011

DUBAI STOCKHOLM MOSCOW BERLIN SINGAPORE BEIJING TOKYO

15-16 October 2011

Event 130
16 OCT 2011 - 17:11

Men's 50m Freestyle
50m Nage Libre Hommes



Final
Finale

Start List

Liste de départ

	Record	Name	NOC Code	Location	Date
WR	20.30	SCHOEMAN Roland	RSA	Pietermaritzburg (RSA)	8 AUG 2009
WC	20.57	SCHOEMAN Roland	RSA	Berlin (GER)	15 NOV 2009

Event No. 30

Lane	Name	NOC	Year of Birth	Qualifying Time	Time	Rank
1	STYMNE Petter	SWE	1983	22.17		
2	TO Kenneth	AUS	1992	22.04		
3	SHI Yang	CHN	1989	21.93		
4	HAYDEN Brent	CAN	1983	21.80		
5	NYSTRAND Stefan	SWE	1981	21.87		
6	SULLIVAN Eamon	AUS	1985	22.01		
7	ABOOD Matthew	AUS	1986	22.08		
8	MCGILL Tyler	USA	1987	22.33		

Reserves

Lane	Name	NOC	Year of Birth	Qualifying Time	Time	Rank
	SHI Tengfei	CHN	1988	22.40		
	FLODQVIST Pontus	CLB	1988	22.64		

Timing & Data Handling by OMEGA





FINA/ARENA Swimming World Cup 2011

DUBAI STOCKHOLM MOSCOW BERLIN SINGAPORE BEIJING TOKYO

15-16 October 2011

Event 131

16 OCT 2011 - 17:23

Women's 200m Breaststroke

200m Brasse Femmes



Start List

Liste de départ

	Record	Splits			Name	NOC Code	Location	Date
WR	2:14.57	31.05	1:05.18	1:40.00	SONI Rebecca	USA	Manchester (GBR)	18 DEC 2009
WC	2:15.42	31.30	1:06.07	1:41.00	JONES Leisel	AUS	Berlin (GER)	15 NOV 2009

Event No. 31

Lane	Name	NOC	Year of Birth	Qualifying Time	Time	Rank
1	SUN Ye	CHN	1989	2:28.62		
2	MÄRTENSSON Elin	SWE	1993	2:26.39		
3	NOVIKOVA Irina	RUS	1995	2:25.47		
4	HÖSTMAN Joline	SWE	1988	2:24.84		
5	FOSTER Sally	AUS	1985	2:25.40		
6	KIM Hye Jin	KOR	1994	2:25.79		
7	JEONG Darae	KOR	1991	2:27.40		
8	BACK Su Yeon	KOR	1991	2:29.23		

Reserves

Lane	Name	NOC	Year of Birth	Qualifying Time	Time	Rank
	NORRMAN Vendela	CLB	1995	2:36.74		
	WESTERLUND Lina	CLB	1995	2:36.93		

Timing & Data Handling by OMEGA





FINA/ARENA Swimming World Cup 2011

DUBAI STOCKHOLM MOSCOW BERLIN SINGAPORE BEIJING TOKYO

15-16 October 2011

Event 132
16 OCT 2011 - 17:28

Women's 100m Individual Medley
100m 4-Nages Femmes

Final
Finale



Start List

Liste de départ

	Record	Split	Name	NOC Code	Location	Date
WR	57.74	26.82	SCHREUDER Hinkelien	NED	Berlin (GER)	15 NOV 2009
WC	57.74	26.82	SCHREUDER Hinkelien	NED	Berlin (GER)	15 NOV 2009

Event No. 32

Lane	Name	NOC	Year of Birth	Qualifying Time	Time	Rank
1	UGOLKOVA Maria	RUS	1989	1:02.38		
2	WATANABE Kanako	JPN	1996	1:02.26		
3	VERRASZTO Evelyn	HUN	1989	1:02.08		
4	MICHALAK Theresa	GER	1992	1:00.04		
5	MORNINGSTAR Erica	CAN	1989	1:00.84		
6	THYDÉN Sara	SWE	1989	1:02.25		
7	KURAS Magdalena	CLB	1988	1:02.30		
8	STIBERG Katharina	NOR	1988	1:02.38		

Reserves

Lane	Name	NOC	Year of Birth	Qualifying Time	Time	Rank
	KIM Seo Yeong	KOR	1994	1:02.43		
	CHOI Hye Ra	KOR	1991	1:02.44		

Timing & Data Handling by OMEGA





FINA/ARENA Swimming World Cup 2011

DUBAI STOCKHOLM MOSCOW BERLIN SINGAPORE BEIJING TOKYO

15-16 October 2011

Event 133

16 OCT 2011 - 17:32

Men's 200m Backstroke
200m Dos Hommes



Start List

Liste de départ

	Record		Splits		Name	NOC Code	Location	Date
WR	1:46.11	25.17	52.36	1:19.48	VYATCHANIN Arkady	RUS	Berlin (GER)	15 NOV 2009
WC	1:46.11	25.17	52.36	1:19.48	VYATCHANIN Arkady	RUS	Berlin (GER)	15 NOV 2009

Event No. 33

Lane	Name	NOC	Year of Birth	Qualifying Time	Time	Rank
1	PETTERSSON Axel	CLB	1995	2:01.95		
2	LE CLOS Chad	RSA	1992	2:00.37		
3	RÄUFTLIN Lukas	SUI	1989	1:59.56		
4	FIM Leonardo	BRA	1986	1:58.20		
5	VERRASZTO David	HUN	1988	1:58.64		
6	GREGORY David	GBR	1992	1:59.61		
7	CARLSSON Mattias	SWE	1990	2:01.17		
8	SOLLI Lavrans	NOR	1992	2:03.83		

Reserves

Lane	Name	NOC	Year of Birth	Qualifying Time	Time	Rank
	NILSSON Martin	SWE	1993	2:04.73		
	JAKUPSSON Magnus	FAR	1994	2:05.30		

Timing & Data Handling by OMEGA





FINA/ARENA Swimming World Cup 2011

DUBAI STOCKHOLM MOSCOW BERLIN SINGAPORE BEIJING TOKYO

15-16 October 2011

Event 134

16 OCT 2011 - 17:37

Women's 50m Butterfly
50m Papillon Femmes

Final
Finale



Start List

Liste de départ

	Record	Name	NOC Code	Location	Date
WR	24.38	ALSHAMMAR Therese	SWE	Singapore (SIN)	22 NOV 2009
WC	24.38	ALSHAMMAR Therese	SWE	Singapore (SIN)	22 NOV 2009

Event No. 34

Lane	Name	NOC	Year of Birth	Qualifying Time	Time	Rank
1	NORD Therese	CLB	1993	27.66		
2	VAN LANDEGHEM Chantal	CAN	1994	27.45		
3	SNILDAL Ingvild	NOR	1988	26.55		
4	ALSHAMMAR Therese	SWE	1977	25.74		
5	LU Ying	CHN	1989	25.80		
6	HANSSON Louise	SWE	1996	26.84		
7	BERTRAND Céline	SWE	1995	27.59		
8	ROSENQUIST Ebba	CLB	1989	27.68		

Reserves

Lane	Name	NOC	Year of Birth	Qualifying Time	Time	Rank
	SUNDIN Natasha	CLB	1990	28.01		
	LINDKVIST Josefin	CLB	1993	28.02		

Timing & Data Handling by OMEGA





FINA/ARENA Swimming World Cup 2011

DUBAI STOCKHOLM MOSCOW BERLIN SINGAPORE BEIJING TOKYO

15-16 October 2011

Event 118
16 OCT 2011 - 15:40

Men's 1500m Freestyle
1500m Nage Libre Hommes

Fastest Heat(s)
Série(s) rapide(s)



Results

Résultats

	Record	Splits		Name		NOC Code	Location	Date	
WR	14:10.10	53.60	1:49.96	2:46.46	3:43.19	HACKETT Grant	AUS	Perth (AUS)	7 AUG 2001
		4:40.13	5:37.00	6:34.11	7:31.36				
		8:28.45	9:25.73	10:22.90	11:20.05				
		12:17.11	13:14.02						
WC	14:28.35	56.22	1:54.80	2:53.90	3:52.82	COLBERTALDO Federico	ITA	Stockholm (SWE)	11 NOV 2009
		4:51.16	5:48.77	6:46.93	7:45.09				
		8:43.29	9:40.62	10:38.04	11:35.67				
		12:33.56	13:31.62						

Heat 2

Event No. 18

Rank	Lane	Name	NOC Code	R.T.	Time	FINA Points			
1	4	JOENSEN Pal	FAR	0.73	14:52.00	865			
		50m (1) 26.50	100m (1) 55.25	150m (1) 1:24.33	200m (1) 1:53.53	250m (1) 2:22.96	300m (1) 2:52.20	350m (1) 3:21.58	400m (1) 3:51.03
			28.75	29.08	29.20	29.43	29.24	29.38	29.45
		450m (1) 4:20.63	500m (1) 4:50.26	550m (1) 5:19.96	600m (1) 5:49.70	650m (1) 6:19.50	700m (1) 6:49.35	750m (1) 7:19.53	800m (1) 7:49.58
			29.60	29.70	29.74	29.80	29.85	30.18	30.05
		850m (1) 8:19.96	900m (1) 8:50.45	950m (1) 9:20.85	1000m (1) 9:51.38	1050m (1) 10:21.73	1100m (1) 10:51.94	1150m (1) 11:22.21	1200m (1) 11:52.26
			30.38	30.40	30.53	30.35	30.21	30.27	30.05
		1250m (1) 12:22.68	1300m (1) 12:53.14	1350m (1) 13:23.51	1400m (1) 13:53.73	1450m (1) 14:23.87			
			30.42	30.46	30.22	30.14	28.13		
2	2	SORAK Stefan	SRB	0.72	15:06.57	824			
		50m (2) 26.88	100m (2) 55.49	150m (2) 1:24.90	200m (2) 1:54.35	250m (2) 2:23.93	300m (2) 2:53.73	350m (2) 3:23.73	400m (2) 3:54.03
			28.61	29.41	29.45	29.58	29.80	30.00	30.30
		450m (2) 4:24.15	500m (2) 4:54.13	550m (2) 5:24.32	600m (2) 5:54.76	650m (2) 6:25.38	700m (2) 6:56.03	750m (2) 7:26.78	800m (2) 7:57.56
			30.12	30.19	30.44	30.62	30.65	30.75	30.78
		850m (2) 8:28.37	900m (2) 8:59.22	950m (2) 9:29.93	1000m (2) 10:00.66	1050m (2) 10:31.50	1100m (2) 11:02.43	1150m (2) 11:32.92	1200m (2) 12:03.50
			30.81	30.85	30.73	30.84	30.93	30.49	30.58
		1250m (2) 12:34.29	1300m (2) 13:05.26	1350m (2) 13:35.94	1400m (2) 14:06.66	1450m (2) 14:37.53			
			30.79	30.97	30.72	30.87	29.04		
3	1	OLIVEIRA Marcos	BRA	0.75	15:13.19	806			
		50m (6) 28.12	100m (6) 58.51	150m (6) 1:29.05	200m (6) 1:59.89	250m (6) 2:30.88	300m (6) 3:01.53	350m (6) 3:32.43	400m (6) 4:03.29
			30.39	30.54	30.84	30.99	30.65	30.90	30.86
		450m (6) 4:34.01	500m (6) 5:04.95	550m (6) 5:35.75	600m (7) 6:06.81	650m (7) 6:37.89	700m (6) 7:08.59	750m (6) 7:39.77	800m (6) 8:10.54
			30.72	30.80	31.06	31.08	30.70	31.18	30.77
		850m (6) 8:41.14	900m (6) 9:11.82	950m (6) 9:42.44	1000m (5) 10:13.16	1050m (5) 10:43.76	1100m (5) 11:14.45	1150m (5) 11:45.07	1200m (5) 12:15.64
			30.60	30.62	30.72	30.60	30.69	30.62	30.57
		1250m (5) 12:46.02	1300m (5) 13:16.65	1350m (5) 13:46.62	1400m (5) 14:16.43	1450m (4) 14:45.42			
			30.38	30.63	29.97	28.99	27.77		
4	7	JOHNSON Matthew	GBR	0.70	15:13.21	806			
		50m (7) 28.29	100m (7) 58.65	150m (7) 1:29.38	200m (7) 2:00.28	250m (7) 2:31.02	300m (7) 3:02.08	350m (7) 3:32.95	400m (7) 4:03.86
			30.36	30.73	30.90	30.74	31.06	30.87	30.91
		450m (7) 4:34.39	500m (7) 5:05.12	550m (7) 5:35.81	600m (6) 6:06.54	650m (6) 6:37.26	700m (5) 7:07.97	750m (5) 7:38.83	800m (5) 8:09.42
			30.53	30.73	30.73	30.72	30.71	30.86	30.59
		850m (4) 8:39.79	900m (4) 9:10.28	950m (4) 9:40.82	1000m (4) 10:11.39	1050m (4) 10:42.19	1100m (4) 11:12.89	1150m (4) 11:43.54	1200m (4) 12:14.05
			30.37	30.49	30.57	30.80	30.70	30.65	30.51
		1250m (4) 12:44.73	1300m (4) 13:15.03	1350m (4) 13:45.51	1400m (4) 14:15.88	1450m (5) 14:46.09			
			30.68	30.30	30.37	30.21	27.12		
5	6	SUNTER Thomas	GBR	0.76	15:13.39	806			
		50m (3) 27.45	100m (3) 57.14	150m (3) 1:27.37	200m (3) 1:57.69	250m (3) 2:28.06	300m (3) 2:58.85	350m (3) 3:29.72	400m (3) 4:00.43
			29.69	30.23	30.32	30.37	30.79	30.87	30.71
		450m (3) 4:31.32	500m (3) 5:02.29	550m (3) 5:33.24	600m (3) 6:04.17	650m (3) 6:35.12	700m (3) 7:05.93	750m (3) 7:37.02	800m (3) 8:07.82
			30.89	30.97	30.93	30.95	30.81	31.09	30.80
		850m (3) 8:38.15	900m (3) 9:08.85	950m (3) 9:39.43	1000m (3) 10:10.13	1050m (3) 10:41.00	1100m (3) 11:11.84	1150m (3) 11:42.42	1200m (3) 12:13.15
			30.33	30.70	30.58	30.70	30.84	30.58	30.73
		1250m (3) 12:43.90	1300m (3) 13:14.40	1350m (3) 13:44.67	1400m (3) 14:15.03	1450m (3) 14:45.21			
			30.75	30.50	30.27	30.36	30.18	28.18	
6	5	RIVERA Miranda Marcos	ESP	0.75	15:23.45	780			
		50m (5) 27.62	100m (5) 57.79	150m (5) 1:28.67	200m (5) 1:59.30	250m (5) 2:30.15	300m (5) 3:01.17	350m (5) 3:32.13	400m (5) 4:02.90
			30.17	30.88	30.63	30.85	31.02	30.96	30.77
		450m (5) 4:33.68	500m (5) 5:04.45	550m (5) 5:35.31	600m (5) 6:05.93	650m (4) 6:36.64	700m (4) 7:07.39	750m (4) 7:38.30	800m (4) 8:09.21
			30.78	30.86	30.62	30.71	30.75	30.91	30.91
		850m (5) 8:40.42	900m (5) 9:11.44	950m (5) 9:42.26	1000m (6) 10:13.44	1050m (6) 10:44.72	1100m (6) 11:15.81	1150m (6) 11:47.06	1200m (6) 12:18.46
			31.21	31.02	31.18	31.28	31.09	31.25	31.40
		1250m (6) 12:50.01	1300m (6) 13:21.41	1350m (6) 13:52.61	1400m (6) 14:23.97	1450m (6) 14:54.92			
			31.55	31.40	31.36	30.95	28.53		
7	3	FENG Zhimim	CHN	0.72	15:35.77	749			
		50m (4) 27.54	100m (4) 57.32	150m (4) 1:27.87	200m (4) 1:58.54	250m (4) 2:28.87	300m (4) 2:59.64	350m (4) 3:30.48	400m (4) 4:01.41
			29.78	30.55	30.67	30.33	30.77	30.84	30.93
		450m (4) 4:32.36	500m (4) 5:03.43	550m (4) 5:34.40	600m (4) 6:05.53	650m (5) 6:37.05	700m (7) 7:08.96	750m (7) 7:40.80	800m (7) 8:12.68
			30.95	30.97	31.13	31.52	31.91	31.84	31.88
		850m (7) 8:44.74	900m (7) 9:16.89	950m (7) 9:48.81	1000m (7) 10:20.92	1050m (7) 10:52.73	1100m (7) 11:24.28	1150m (7) 11:56.35	1200m (7) 12:28.23
			32.06	32.15	32.11	31.81	31.55	32.07	31.88
		1250m (7) 13:00.74	1300m (7) 13:32.79	1350m (7) 14:04.61	1400m (7) 14:36.31	1450m (7) 15:07.41			
			32.51	32.05	31.82	31.70	28.36		

Timing & Data Handling by OMEGA





FINA/ARENA Swimming World Cup 2011

DUBAI STOCKHOLM MOSCOW BERLIN SINGAPORE BEIJING TOKYO

15-16 October 2011

Event 118

16 OCT 2011 - 15:40

Men's 1500m Freestyle
1500m Nage Libre Hommes

Fastest Heat(s)
Série(s) rapide(s)



8		8		PAULSSON Adam		CLB		0.76		15:49.26		718												
50m (8) 28.45	100m (8) 59.01	150m (8) 1:30.10	200m (8) 2:01.35	250m (8) 2:32.51	300m (8) 3:03.96	350m (8) 3:35.67	400m (8) 4:07.03	450m (8) 4:38.52	500m (8) 5:10.08	550m (8) 5:41.76	600m (8) 6:13.42	650m (8) 6:44.97	700m (8) 7:16.72	750m (8) 7:48.67	800m (8) 8:20.49	850m (8) 8:52.25	900m (8) 9:24.12	950m (8) 9:56.17	1000m (8) 10:28.13	1050m (8) 11:00.36	1100m (8) 11:32.65	1150m (8) 12:04.93	1200m (8) 12:37.24	
	30.56	31.09	31.25	31.16	31.45	31.71	31.36	31.49	31.56	31.68	31.66	31.55	31.75	31.95	31.82	31.76	31.87	32.05	31.96	32.23	32.29	32.28	32.31	32.31
1250m (8) 13:09.54	1300m (8) 13:41.79	1350m (8) 14:14.22	1400m (8) 14:46.49	1450m (8) 15:18.29				32.30	32.25	32.43	32.27	31.80	30.97											

LEGEND

R.T. Reaction time

Timing & Data Handling by OMEGA



Results

Résultats

	Record	Split	Name	NOC Code	Location	Date
WR	51.01	24.29	TRICKETT Lisbeth	AUS	Hobart (AUS)	10 AUG 2009
WC	51.19	24.54	HALSALL Francesca	GBR	Singapore (SIN)	22 NOV 2009

Final

Event No. 19

Rank	Lane	Name	NOC Code	R.T.	50m	Time	FINA Points
1	4	SJÖSTRÖM Sarah	SWE	0.74	(1) 25.35	52.44 27.09	920
2	5	BAINBRIDGE Angie	AUS	0.74	(2) 25.58	53.07 27.49	888
3	3	SCHREIBER Daniela	GER	0.83	(3) 25.66	53.26 27.60	878
4	7	MORNINGSTAR Erica	CAN	0.78	(6) 26.27	54.13 27.86	836
5	2	COLEMAN Michelle	SWE	0.76	(5) 26.09	54.37 28.28	825
6	6	MARKO VARGA Ida	SWE	0.68	(4) 26.06	54.41 28.35	824
7	1	FAGUNDEZ Gabriella	SWE	0.69	(7) 26.29	54.58 28.29	816
8	8	KURAS Magdalena	CLB	0.75	(8) 26.72	55.07 28.35	794

LEGEND

R.T. Reaction time

Timing & Data Handling by OMEGA

Results

Résultats

	Record	Splits			Name	NOC Code	Location	Date
WR	1:39.37	23.79	49.29	1:14.72	BIEDERMANN Paul	GER	Berlin (GER)	15 NOV 2009
WC	1:39.37	23.79	49.29	1:14.72	BIEDERMANN Paul	GER	Berlin (GER)	15 NOV 2009

Final

Event No. 20

Rank	Lane	Name	NOC Code	R.T.	50m	100m	150m	Time	FINA Points
1	4	BIEDERMANN Paul	GER	0.72	(2) 24.46	(1) 50.81 26.35	(1) 1:17.56 26.75	1:43.44 25.88	886
2	5	LE CLOS Chad	RSA	0.70	(1) 24.36	(2) 51.08 26.72	(2) 1:17.88 26.80	1:43.80 25.92	877
3	6	HORIHATA Yuya	JPN	0.65	(5) 25.05	(3) 51.66 26.61	(3) 1:18.94 27.28	1:45.79 26.85	828
4	3	KORZENIOWSKI Pawel	POL	0.75	(6) 25.28	(6) 52.54 27.26	(4) 1:19.64 27.10	1:46.16 26.52	820
5	2	STJEPANOVIC Velimir	SRB	0.64	(4) 25.02	(5) 52.31 27.29	(5) 1:19.65 27.34	1:46.83 27.18	804
6	1	ZHANG Zhongchao	CHN	0.71	(3) 24.84	(4) 52.06 27.22	(6) 1:20.15 28.09	1:48.54 28.39	767
7	8	COLEMAN Lenis	GBR	0.78	(7) 25.45	(7) 53.12 27.67	(7) 1:21.28 28.16	1:49.49 28.21	747
8	7	SORAK Stefan	SRB	0.71	(8) 25.63	(8) 54.11 28.48	(8) 1:24.57 30.46	1:54.64 30.07	651

LEGEND

R.T. Reaction time

Timing & Data Handling by OMEGA



FINA/ARENA Swimming World Cup 2011

DUBAI  STOCKHOLM  MOSCOW  BERLIN  SINGAPORE  BEIJING  TOKYO

15-16 October 2011

Event 121

16 OCT 2011 - 16:09

Women's 50m Breaststroke

50m Brasse Femmes

Final

Finale



Results

Résultats

	Record	Name	NOC Code	Location	Date
WR	28.80	HARDY Jessica A	USA	Berlin (GER)	15 NOV 2009
WC	28.80	HARDY Jessica A	USA	Berlin (GER)	15 NOV 2009

Final

Event No. 21

Rank	Lane	Name	NOC Code	R.T.	Time	FINA Points
1	4	JOHANSSON Jennie	SWE	0.76	30.05	880
2	5	KIM Hye Jin	KOR	0.70	30.58	835
3	6	STIBERG Katharina	NOR	0.68	31.29	779
4	3	FOSTER Sally	AUS	0.77	31.35	775
5	2	HÖSTMAN Joline	SWE	0.65	31.47	766
6	7	JEONG Darae	KOR	0.83	32.09	722
7	8	SANDGREN Ulrica	CLB	0.69	32.26	711
8	1	ERIKSSON Jessica	CLB	0.71	32.29	709

LEGEND

R.T. Reaction time

Timing & Data Handling by OMEGA





FINA/ARENA Swimming World Cup 2011

DUBAI STOCKHOLM MOSCOW BERLIN SINGAPORE BEIJING TOKYO

15-16 October 2011

Event 122

16 OCT 2011 - 16:13

Men's 100m Breaststroke

100m Brasse Hommes

Final

Finale



Results

Résultats

	Record	Split	Name	NOC Code	Location	Date
WR	55.61	25.98	VAN DEN BURGH Cameron	RSA	Berlin (GER)	15 NOV 2009
WC	55.61	25.98	VAN DEN BURGH Cameron	RSA	Berlin (GER)	15 NOV 2009

Final

Event No. 22

Rank	Lane	Name	NOC Code	R.T.	50m	Time	FINA Points
1	5	DALE OEN Alexander	NOR	0.66	(2) 27.59	58.30 30.71	867
2	4	SNYDERS Glenn	NZL	0.62	(1) 27.32	58.47 31.15	860
3	2	TOMITA Naoya	JPN	0.61	(4) 27.94	59.23 31.29	827
4	3	OTSUKA Kazuki	JPN	0.67	(6) 28.40	59.68 31.28	809
5	8	BROWN Michael	CAN	0.71	(5) 28.37	59.80 31.43	804
6	1	HETLAND Aleksander	NOR	0.64	(3) 27.82	1:00.12 32.30	791
7	7	KORNFELD Paul	CAN	0.65	(7) 28.55	1:00.56 32.01	774
8	6	POZNIKOFF Andrew	CAN	0.67	(8) 28.67	1:01.10 32.43	753

LEGEND

R.T. Reaction time

Timing & Data Handling by OMEGA





FINA/ARENA Swimming World Cup 2011

DUBAI STOCKHOLM MOSCOW BERLIN SINGAPORE BEIJING TOKYO

15-16 October 2011

Event 123

16 OCT 2011 - 16:25

Women's 400m Individual Medley
400m 4-Nages Femmes

Fastest Heat(s)
Série(s) rapide(s)



Results

Résultats

	Record	Splits	Name	NOC Code	Location	Date
WR	4:21.04	1:00.60	2:06.01	3:19.42	SMIT Julia USA	Manchester (GBR) 18 DEC 2009
WC	4:22.88	1:01.68	2:10.57	3:22.75	MEAKLIM Kathryn RSA	Singapore (SIN) 22 NOV 2009

Heat 2

Event No. 23

Rank	Lane	Name	NOC Code	R.T.	Time	FINA Points			
1	4	JAKABOS Zsuzsanna	HUN	0.69	4:29.65	907			
		50m (1) 28.93	100m (1) 1:01.63 32.70	150m (1) 1:35.55 33.92	200m (1) 2:08.78 33.23	250m (1) 2:48.19 39.41	300m (1) 3:27.78 39.59	350m (1) 3:59.19 31.41	30.46
2	5	KATO Izumi	JPN	0.68	4:31.27	891			
		50m (3) 29.58	100m (2) 1:02.84 33.26	150m (4) 1:38.90 36.06	200m (3) 2:13.91 35.01	250m (2) 2:50.95 37.04	300m (2) 3:28.35 37.40	350m (2) 4:00.33 31.98	30.94
3	3	VERRASZTO Evelyn	HUN	0.76	4:35.70	848			
		50m (4) 29.59	100m (4) 1:03.53 33.94	150m (2) 1:38.67 35.14	200m (2) 2:11.79 33.12	250m (3) 2:52.11 40.32	300m (3) 3:32.62 40.51	350m (3) 4:04.69 32.07	31.01
4	6	THYDÉN Sara	SWE	0.74	4:38.83	820			
		50m (6) 30.01	100m (6) 1:03.92 33.91	150m (5) 1:39.23 35.31	200m (4) 2:14.30 35.07	250m (4) 2:53.12 38.82	300m (4) 3:32.83 39.71	350m (4) 4:06.00 33.17	32.83
5	1	SPENCER Lucy	GBR	0.81	4:40.03	810			
		50m (5) 29.67	100m (5) 1:03.84 34.17	150m (6) 1:39.90 36.06	200m (6) 2:15.22 35.32	250m (6) 2:55.67 40.45	300m (6) 3:36.47 40.80	350m (5) 4:08.70 32.23	31.33
6	7	KIM Seo Yeong	KOR	0.78	4:42.38	789			
		50m (2) 29.24	100m (3) 1:03.28 34.04	150m (3) 1:38.87 35.59	200m (5) 2:14.43 35.56	250m (5) 2:54.81 40.38	300m (5) 3:36.10 41.29	350m (6) 4:10.23 34.13	32.15
7	2	SANDIN Ida	SWE	0.75	4:43.20	783			
		50m (7) 30.76	100m (7) 1:04.86 34.10	150m (7) 1:41.22 36.36	200m (7) 2:16.87 35.65	250m (7) 2:57.11 40.24	300m (7) 3:37.25 40.14	350m (7) 4:10.73 33.48	32.47
8	8	SIWICKI Breanne	CAN	0.72	4:51.68	716			
		50m (8) 31.35	100m (8) 1:07.19 35.84	150m (8) 1:44.01 36.82	200m (8) 2:19.74 35.73	250m (8) 3:02.01 42.27	300m (8) 3:44.55 42.54	350m (8) 4:18.68 34.13	33.00

LEGEND

R.T. Reaction time

Timing & Data Handling by OMEGA



Results

Résultats

	Record	Split	Name	NOC Code	Location	Date
WR	48.48	22.88	KOROTYSHKIN Evgeny	RUS	Berlin (GER)	15 NOV 2009
WC	48.48	22.88	KOROTYSHKIN Evgeny	RUS	Berlin (GER)	15 NOV 2009

Final

Event No. 24

Rank	Lane	Name	NOC Code	R.T.	50m	Time	FINA Points
1	5	MCGILL Tyler	USA	0.55	(1) 24.00	51.04 27.04	856
2	3	LE CLOS Chad	RSA	0.69	(3) 24.04	51.15 27.11	851
3	4	HUEGILL Geoff	AUS	0.67	(2) 24.02	51.36 27.34	841
4	6	SANO Hidemasa	JPN	0.64	(5) 24.46	51.64 27.18	827
5	7	CHANG Gyu Cheol	KOR	0.65	(4) 24.26	52.26 28.00	798
6	2	FRÖLANDER Lars	SWE	0.68	(6) 24.49	52.57 28.08	784
7	8	STJEPANOVIC Velimir	SRB	0.62	(8) 25.11	53.41 28.30	747
8	1	TIMM Braxston	GBR	0.65	(7) 25.01	53.73 28.72	734

LEGEND

R.T. Reaction time

Timing & Data Handling by OMEGA



FINA/ARENA Swimming World Cup 2011

DUBAI STOCKHOLM MOSCOW BERLIN SINGAPORE BEIJING TOKYO

15-16 October 2011

Event 125

16 OCT 2011 - 16:37

Women's 100m Backstroke

100m Dos Femmes

Final
Finale



Results

Résultats

	Record	Split	Name	NOC Code	Location	Date
WR	55.23	26.73	SAKAI Shiho	JPN	Berlin (GER)	15 NOV 2009
WC	55.23	26.73	SAKAI Shiho	JPN	Berlin (GER)	15 NOV 2009

Final

Event No. 25

Rank	Lane	Name	NOC Code	R.T.	50m	Time	FINA Points
1	4	GOH Rachel	AUS	0.64	(1) 27.97	57.55 29.58	883
2	5	HOCKING Belinda	AUS	0.69	(2) 28.55	57.78 29.23	873
3	7	COLEMAN Michelle	SWE	0.72	(3) 28.95	59.95 31.00	781
4	3	SNILDAL Ingvild	NOR	0.65	(4) 29.28	1:00.23 30.95	771
5	6	SNODGRASS Brooklynn	CAN	0.76	(8) 29.84	1:00.57 30.73	758
6	2	LINDBORG Ida	CLB	0.63	(5) 29.52	1:00.89 31.37	746
7	1	VAN LANDEGHEM Chantal	CAN	0.70	(7) 29.68	1:01.22 31.54	734
8	8	GABRILO Ivana	SUI	0.64	(6) 29.55	1:01.36 31.81	729

LEGEND

R.T. Reaction time

Timing & Data Handling by OMEGA





FINA/ARENA Swimming World Cup 2011

DUBAI STOCKHOLM MOSCOW BERLIN SINGAPORE BEIJING TOKYO

15-16 October 2011

Event 126

16 OCT 2011 - 16:41

Men's 50m Backstroke

50m Dos Hommes

Final

Finale



Results

Résultats

	Record	Name	NOC Code	Location	Date
WR	22.61	MARSHALL Peter	USA	Singapore (SIN)	22 NOV 2009
WC	22.61	MARSHALL Peter	USA	Singapore (SIN)	22 NOV 2009

Final

Event No. 26

Rank	Lane	Name	NOC Code	R.T.	Time	FINA Points
1	4	LANG Flori	SUI	0.65	24.46	789
2	5	BORIN Niklas	CLB	0.50	25.01	738
3	3	SOLLI Lavrans	NOR	0.63	25.08	732
4	1	VERRASZTO David	HUN	0.66	25.28	715
5	6	HOLMBERG Sebastian	CLB	0.69	25.30	713
6	2	NAESS Sverre	NOR	0.74	25.52	695
7	7	NYSTRÖM Alexander	CLB	0.66	25.61	688
8	8	PALMQVIST Pontus	CLB	0.58	25.97	659

LEGEND

R.T. Reaction time

Timing & Data Handling by OMEGA





FINA/ARENA Swimming World Cup 2011

DUBAI STOCKHOLM MOSCOW BERLIN SINGAPORE BEIJING TOKYO

15-16 October 2011

Event 127

16 OCT 2011 - 16:53

Women's 200m Butterfly
200m Papillon Femmes

Final
Finale



Results

Résultats

	Record	Splits			Name	NOC Code	Location	Date
WR	2:00.78	27.35	58.41	1:29.29	LIU Zige	CHN	Berlin (GER)	15 NOV 2009
WC	2:00.78	27.35	58.41	1:29.29	LIU Zige	CHN	Berlin (GER)	15 NOV 2009

Final

Event No. 27

Rank	Lane	Name	NOC Code	R.T.	50m	100m	150m	Time	FINA Points
1	4	GONG Jie	CHN	0.82	(1) 28.38	(1) 1:00.03 31.65	(1) 1:32.18 32.15	2:03.91 31.73	926
2	3	CHOI Hye Ra	KOR	0.80	(3) 28.53	(2) 1:00.15 31.62	(2) 1:32.26 32.11	2:04.24 31.98	918
3	5	GRANSTRÖM Martina	SWE	0.73	(5) 28.73	(4) 1:00.94 32.21	(3) 1:33.16 32.22	2:05.59 32.43	889
4	2	MARKO VARGA Ida	SWE	0.66	(2) 28.42	(3) 1:00.50 32.08	(4) 1:33.58 33.08	2:07.54 33.96	849
5	7	JAKABOS Zsuzsanna	HUN	0.70	(4) 28.72	(5) 1:00.98 32.26	(5) 1:34.22 33.24	2:08.13 33.91	837
6	6	GRANLUND Petra	SWE	0.67	(6) 29.10	(6) 1:02.04 32.94	(6) 1:35.19 33.15	2:08.67 33.48	827
7	1	SANDIN Ida	SWE	0.74	(8) 30.76	(8) 1:04.70 33.94	(7) 1:39.25 34.55	2:15.05 35.80	715
8	8	ROSENQUIST Ebba	CLB	0.84	(7) 29.42	(7) 1:03.93 34.51	(8) 1:39.95 36.02	2:16.74 36.79	689

LEGEND

R.T. Reaction time

Timing & Data Handling by OMEGA





FINA/ARENA Swimming World Cup 2011

DUBAI STOCKHOLM MOSCOW BERLIN SINGAPORE BEIJING TOKYO

15-16 October 2011

Event 128

16 OCT 2011 - 16:58

Men's 200m Individual Medley

200m 4-Nages Hommes

Final
Finale



Results

Résultats

	Record	Splits			Name	NOC Code	Location	Date
WR	1:50.08	24.07	51.42	1:23.49	LOCHTE Ryan	USA	Dubai (UAE)	17 DEC 2010
WC	1:51.55	23.96	51.96	1:25.41	TOWNSEND Darian	RSA	Berlin (GER)	15 NOV 2009

Final

Event No. 28

Rank	Lane	Name	NOC Code	R.T.	50m	100m	150m	Time	FINA Points
1	4	SETO Daiya	JPN	0.61	(4) 25.03	(4) 54.33 29.30	(1) 1:27.27 32.94	1:54.65 27.38	885
2	6	LE CLOS Chad	RSA	0.69	(1) 24.27	(3) 54.03 29.76	(5) 1:28.49 34.46	1:54.93 26.44	878
3	3	SANO Hidemasa	JPN	0.65	(5) 25.07	(2) 53.99 28.92	(2) 1:27.53 33.54	1:55.01 27.48	876
4	1	SJÖDIN Simon	SWE	0.69	(3) 24.76	(5) 54.44 29.68	(4) 1:28.06 33.62	1:56.80 28.74	837
5	5	TO Kenneth	AUS	0.64	(2) 24.60	(1) 53.84 29.24	(3) 1:27.86 34.02	1:58.07 30.21	810
6	7	KOSAKA Yuma	JPN	0.63	(6) 25.47	(6) 56.12 30.65	(7) 1:29.77 33.65	1:58.17 28.40	808
7	2	OTSUKA Kazuki	JPN	0.65	(8) 25.85	(8) 56.94 31.09	(6) 1:29.27 32.33	1:59.74 30.47	776
8	8	COLEMAN Lenis	GBR	0.75	(7) 25.75	(7) 56.28 30.53	(8) 1:31.90 35.62	2:02.08 30.18	733

LEGEND

R.T. Reaction time

Timing & Data Handling by OMEGA





FINA/ARENA Swimming World Cup 2011

DUBAI STOCKHOLM MOSCOW BERLIN SINGAPORE BEIJING TOKYO

15-16 October 2011

Event 129

16 OCT 2011 - 17:03

Women's 400m Freestyle
400m Nage Libre Femmes



Final
Finale

Results

Résultats

	Record	Splits	Name	NOC Code	Location	Date		
WR	3:54.92	57.29	1:56.93	2:56.38	JACKSON Joanne	GBR	Leeds (GBR)	8 AUG 2009
WC	3:56.24	58.27	1:57.98	2:57.63	BALMY Coralie	FRA	Berlin (GER)	16 NOV 2008

Final

Event No. 29

Rank	Lane	Name	NOC Code	R.T.	Time	FINA Points			
1	4	BAINBRIDGE Angie	AUS	0.74	4:03.02	903			
		50m (2) 27.98	100m (2) 58.95 30.97	150m (2) 1:30.33 31.38	200m (2) 2:01.75 31.42	250m (2) 2:32.94 31.19	300m (2) 3:03.57 30.63	350m (1) 3:33.79 30.22	29.23
2	3	SJÖSTRÖM Sarah	SWE	0.79	4:03.60	896			
		50m (3) 28.13	100m (3) 59.23 31.10	150m (3) 1:31.01 31.78	200m (3) 2:02.59 31.58	250m (3) 2:33.89 31.30	300m (3) 3:04.85 30.96	350m (3) 3:35.60 30.75	28.00
3	5	FAULKNER Eleanor	GBR	0.74	4:04.13	891			
		50m (1) 27.96	100m (1) 58.81 30.85	150m (1) 1:29.97 31.16	200m (1) 2:01.12 31.15	250m (1) 2:32.29 31.17	300m (1) 3:03.28 30.99	350m (2) 3:34.22 30.94	29.91
4	7	TURNER Rebecca	GBR	0.61	4:10.81	821			
		50m (5) 28.89	100m (6) 1:00.48 31.59	150m (5) 1:32.03 31.55	200m (5) 2:04.35 32.32	250m (5) 2:36.68 32.33	300m (5) 3:09.06 32.38	350m (5) 3:41.10 32.04	29.71
5	6	FAGUNDEZ Gabriella	SWE	0.72	4:10.89	820			
		50m (4) 28.48	100m (4) 59.67 31.19	150m (4) 1:31.69 32.02	200m (4) 2:03.85 32.16	250m (4) 2:36.11 32.26	300m (4) 3:08.43 32.32	350m (4) 3:40.46 32.03	30.43
6	2	EKELUND Rebecka	CLB	0.89	4:15.24	779			
		50m (6) 28.94	100m (5) 1:00.29 31.35	150m (6) 1:32.20 31.91	200m (6) 2:04.56 32.36	250m (6) 2:37.26 32.70	300m (6) 3:10.08 32.82	350m (6) 3:42.89 32.81	32.35
7	1	ERICSSON Elsa	SWE	0.72	4:17.04	763			
		50m (7) 29.51	100m (7) 1:01.53 32.02	150m (7) 1:34.30 32.77	200m (7) 2:07.23 32.93	250m (7) 2:39.92 32.69	300m (7) 3:12.73 32.81	350m (7) 3:45.31 32.58	31.73
8	8	EKSTRÖM Vilma	CLB	0.74	4:23.56	708			
		50m (8) 29.55	100m (8) 1:01.92 32.37	150m (8) 1:34.66 32.74	200m (8) 2:07.70 33.04	250m (8) 2:41.36 33.66	300m (8) 3:15.38 34.02	350m (8) 3:49.60 34.22	33.96

LEGEND

R.T. Reaction time

Timing & Data Handling by OMEGA





FINA/ARENA Swimming World Cup 2011

DUBAI STOCKHOLM MOSCOW BERLIN SINGAPORE BEIJING TOKYO

15-16 October 2011

Event 130
16 OCT 2011 - 17:11

Men's 50m Freestyle
50m Nage Libre Hommes

Final
Finale



Results

Résultats

	Record	Name	NOC Code	Location	Date
WR	20.30	SCHOEMAN Roland	RSA	Pietermaritzburg (RSA)	8 AUG 2009
WC	20.57	SCHOEMAN Roland	RSA	Berlin (GER)	15 NOV 2009

Final

Event No. 30

Rank	Lane	Name	NOC Code	R.T.	Time	FINA Points
1	5	NYSTRAND Stefan	SWE	0.63	21.70	818
2	4	HAYDEN Brent	CAN	0.66	21.76	811
3	1	STYMNE Petter	SWE	0.68	21.82	805
4	6	SULLIVAN Eamon	AUS	0.65	21.88	798
5	7	ABOOD Matthew	AUS	0.73	21.93	793
6	8	MCGILL Tyler	USA	0.56	22.00	785
7	3	SHI Yang	CHN	0.62	22.04	781
	2	TO Kenneth	AUS		DNS	

LEGEND

DNS Did not start

R.T. Reaction time

Timing & Data Handling by OMEGA





FINA/ARENA Swimming World Cup 2011

DUBAI STOCKHOLM MOSCOW BERLIN SINGAPORE BEIJING TOKYO

15-16 October 2011

Event 131

16 OCT 2011 - 17:23

Women's 200m Breaststroke

200m Brasse Femmes

Final

Finale



Results

Résultats

	Record	Splits			Name	NOC Code	Location	Date
WR	2:14.57	31.05	1:05.18	1:40.00	SONI Rebecca	USA	Manchester (GBR)	18 DEC 2009
WC	2:15.42	31.30	1:06.07	1:41.00	JONES Leisel	AUS	Berlin (GER)	15 NOV 2009

Final

Event No. 31

Rank	Lane	Name	NOC Code	R.T.	50m	100m	150m	Time	FINA Points
1	6	KIM Hye Jin	KOR	0.72	(2) 32.39	(3) 1:08.80 36.41	(2) 1:45.76 36.96	2:22.41 36.65	843
2	4	HÖSTMAN Joline	SWE	0.70	(1) 32.20	(1) 1:07.92 35.72	(1) 1:44.71 36.79	2:22.47 37.76	842
3	7	JEONG Darae	KOR	0.86	(3) 32.47	(2) 1:08.67 36.20	(3) 1:45.80 37.13	2:22.59 36.79	840
4	5	FOSTER Sally	AUS	0.78	(4) 32.98	(4) 1:09.40 36.42	(4) 1:46.38 36.98	2:23.16 36.78	830
5	3	NOVIKOVA Irina	RUS	0.75	(6) 33.80	(6) 1:10.28 36.48	(5) 1:47.11 36.83	2:23.95 36.84	816
6	8	BACK Su Yeon	KOR	0.82	(5) 33.47	(5) 1:10.01 36.54	(6) 1:47.75 37.74	2:25.56 37.81	790
7	2	MÅRTENSSON Elin	SWE	0.68	(7) 34.31	(7) 1:11.50 37.19	(7) 1:49.48 37.98	2:27.51 38.03	759
	1	SUN Ye	CHN					DSQ	

LEGEND

DSQ Disqualified

R.T. Reaction time

Timing & Data Handling by OMEGA





FINA/ARENA Swimming World Cup 2011

DUBAI STOCKHOLM MOSCOW BERLIN SINGAPORE BEIJING TOKYO

15-16 October 2011

Event 132
16 OCT 2011 - 17:28

Women's 100m Individual Medley
100m 4-Nages Femmes

Final
Finale



Results

Résultats

	Record	Split	Name	NOC Code	Location	Date
WR	57.74	26.82	SCHREUDER Hinkelien	NED	Berlin (GER)	15 NOV 2009
WC	57.74	26.82	SCHREUDER Hinkelien	NED	Berlin (GER)	15 NOV 2009

Final

Event No. 32

Rank	Lane	Name	NOC Code	R.T.	50m	Time	FINA Points
1	4	MICHALAK Theresa	GER	0.65	(1) 27.53	59.30 31.77	923
2	5	MORNINGSTAR Erica	CAN	0.77	(2) 27.62	59.39 31.77	918
3	2	WATANABE Kanako	JPN	0.75	(5) 28.55	1:01.30 32.75	835
4	6	THYDÉN Sara	SWE	0.72	(6) 28.82	1:01.74 32.92	817
5	3	VERRASZTO Evelyn	HUN	0.76	(7) 28.89	1:01.93 33.04	810
6	1	UGOLKOVA Maria	RUS	0.68	(3) 28.08	1:02.20 34.12	799
7	7	KURAS Magdalena	CLB	0.73	(4) 28.19	1:02.27 34.08	797
7	8	STIBERG Katharina	NOR	0.65	(8) 29.18	1:02.27 33.09	797

LEGEND

R.T. Reaction time

Timing & Data Handling by OMEGA





FINA/ARENA Swimming World Cup 2011

DUBAI STOCKHOLM MOSCOW BERLIN SINGAPORE BEIJING TOKYO

15-16 October 2011

Event 133

16 OCT 2011 - 17:32

Men's 200m Backstroke
200m Dos Hommes



Final
Finale

Results

Résultats

	Record	Splits			Name	NOC Code	Location	Date
WR	1:46.11	25.17	52.36	1:19.48	VYATCHANIN Arkady	RUS	Berlin (GER)	15 NOV 2009
WC	1:46.11	25.17	52.36	1:19.48	VYATCHANIN Arkady	RUS	Berlin (GER)	15 NOV 2009

Final

Event No. 33

Rank	Lane	Name	NOC Code	R.T.	50m	100m	150m	Time	FINA Points
1	2	LE CLOS Chad	RSA	0.67	(6) 27.82	(3) 57.01 29.19	(3) 1:26.06 29.05	1:54.33 28.27	799
2	4	FIM Leonardo	BRA	0.76	(1) 26.92	(1) 54.79 27.87	(1) 1:24.25 29.46	1:54.43 30.18	797
3	3	RÄUFTLIN Lukas	SUI	0.74	(3) 27.37	(2) 56.06 28.69	(2) 1:25.86 29.80	1:56.08 30.22	763
4	7	CARLSSON Mattias	SWE	0.66	(5) 27.77	(5) 57.36 29.59	(5) 1:27.83 30.47	1:57.78 29.95	731
5	6	GREGORY David	GBR	0.69	(2) 27.31	(4) 57.15 29.84	(4) 1:27.79 30.64	1:58.35 30.56	720
6	1	PETERSSON Axel	CLB	0.59	(7) 27.83	(7) 58.18 30.35	(7) 1:29.70 31.52	2:01.07 31.37	673
7	8	SOLLI Lavrans	NOR	0.63	(4) 27.59	(6) 57.57 29.98	(6) 1:29.05 31.48	2:01.28 32.23	669
	5	VERRASZTO David	HUN					DSQ	

LEGEND

DSQ Disqualified

R.T. Reaction time

Timing & Data Handling by OMEGA





FINA/ARENA Swimming World Cup 2011

DUBAI STOCKHOLM MOSCOW BERLIN SINGAPORE BEIJING TOKYO

15-16 October 2011

Event 134

16 OCT 2011 - 17:37

Women's 50m Butterfly
50m Papillon Femmes

Final
Finale



Results

Résultats

	Record	Name	NOC Code	Location	Date
WR	24.38	ALSHAMMAR Therese	SWE	Singapore (SIN)	22 NOV 2009
WC	24.38	ALSHAMMAR Therese	SWE	Singapore (SIN)	22 NOV 2009

Final

Event No. 34

Rank	Lane	Name	NOC Code	R.T.	Time	FINA Points
1	4	ALSHAMMAR Therese	SWE	0.66	25.23	902
2	5	LU Ying	CHN	0.73	25.42	882
3	3	SNILDAL Ingvild	NOR	0.72	26.27	799
4	6	HANSSON Louise	SWE	0.76	26.42	785
5	2	VAN LANDEGHEM Chantal	CAN	0.71	27.34	709
6	1	NORD Therese	CLB	0.73	27.67	684
6	7	BERTRAND Céline	SWE	0.67	27.67	684
8	8	ROSENQUIST Ebba	CLB	0.74	28.05	656

LEGEND

R.T. Reaction time

Timing & Data Handling by OMEGA





FINA/ARENA Swimming World Cup 2011

DUBAI STOCKHOLM MOSCOW BERLIN SINGAPORE BEIJING TOKYO

15-16 October 2011

Event 118
16 OCT 2011 - 15:40

Men's 1500m Freestyle
1500m Nage Libre Hommes

Fastest Heat(s)
Série(s) rapide(s)



Results

Résultats

	Record	Splits		Name		NOC Code	Location	Date	
WR	14:10.10	53.60	1:49.96	2:46.46	3:43.19	HACKETT Grant	AUS	Perth (AUS)	7 AUG 2001
		4:40.13	5:37.00	6:34.11	7:31.36				
		8:28.45	9:25.73	10:22.90	11:20.05				
		12:17.11	13:14.02						
WC	14:28.35	56.22	1:54.80	2:53.90	3:52.82	COLBERTALDO Federico	ITA	Stockholm (SWE)	11 NOV 2009
		4:51.16	5:48.77	6:46.93	7:45.09				
		8:43.29	9:40.62	10:38.04	11:35.67				
		12:33.56	13:31.62						

Heat 2

Event No. 18

Rank	Lane	Name	NOC Code	R.T.	Time	FINA Points			
1	4	JOENSEN Pal	FAR	0.73	14:52.00	865			
		50m (1) 26.50	100m (1) 55.25	150m (1) 1:24.33	200m (1) 1:53.53	250m (1) 2:22.96	300m (1) 2:52.20	350m (1) 3:21.58	400m (1) 3:51.03
			28.75	29.08	29.20	29.43	29.24	29.38	29.45
		450m (1) 4:20.63	500m (1) 4:50.26	550m (1) 5:19.96	600m (1) 5:49.70	650m (1) 6:19.50	700m (1) 6:49.35	750m (1) 7:19.53	800m (1) 7:49.58
			29.60	29.70	29.74	29.80	29.85	30.18	30.05
		850m (1) 8:19.96	900m (1) 8:50.45	950m (1) 9:20.85	1000m (1) 9:51.38	1050m (1) 10:21.73	1100m (1) 10:51.94	1150m (1) 11:22.21	1200m (1) 11:52.26
			30.38	30.40	30.53	30.35	30.21	30.27	30.05
		1250m (1) 12:22.68	1300m (1) 12:53.14	1350m (1) 13:23.51	1400m (1) 13:53.73	1450m (1) 14:23.87			
			30.42	30.46	30.22	30.14	28.13		
2	2	SORAK Stefan	SRB	0.72	15:06.57	824			
		50m (2) 26.88	100m (2) 55.49	150m (2) 1:24.90	200m (2) 1:54.35	250m (2) 2:23.93	300m (2) 2:53.73	350m (2) 3:23.73	400m (2) 3:54.03
			28.61	29.41	29.45	29.58	29.80	30.00	30.30
		450m (2) 4:24.15	500m (2) 4:54.13	550m (2) 5:24.32	600m (2) 5:54.76	650m (2) 6:25.38	700m (2) 6:56.03	750m (2) 7:26.78	800m (2) 7:57.56
			30.12	30.19	30.44	30.62	30.65	30.75	30.78
		850m (2) 8:28.37	900m (2) 8:59.22	950m (2) 9:29.93	1000m (2) 10:00.66	1050m (2) 10:31.50	1100m (2) 11:02.43	1150m (2) 11:32.92	1200m (2) 12:03.50
			30.81	30.85	30.71	30.73	30.84	30.49	30.58
		1250m (2) 12:34.29	1300m (2) 13:05.26	1350m (2) 13:35.94	1400m (2) 14:06.66	1450m (2) 14:37.53			
			30.79	30.97	30.68	30.72	29.04		
3	1	OLIVEIRA Marcos	BRA	0.75	15:13.19	806			
		50m (6) 28.12	100m (6) 58.51	150m (6) 1:29.05	200m (6) 1:59.89	250m (6) 2:30.88	300m (6) 3:01.53	350m (6) 3:32.43	400m (6) 4:03.29
			30.39	30.54	30.84	30.99	30.65	30.90	30.86
		450m (6) 4:34.01	500m (6) 5:04.95	550m (6) 5:35.75	600m (7) 6:06.81	650m (7) 6:37.89	700m (6) 7:08.59	750m (6) 7:39.77	800m (6) 8:10.54
			30.72	30.80	31.06	31.08	30.70	31.18	30.77
		850m (6) 8:41.14	900m (6) 9:11.82	950m (6) 9:42.44	1000m (5) 10:13.16	1050m (5) 10:43.76	1100m (5) 11:14.45	1150m (5) 11:45.07	1200m (5) 12:15.64
			30.60	30.62	30.72	30.60	30.69	30.62	30.57
		1250m (5) 12:46.02	1300m (5) 13:16.65	1350m (5) 13:46.62	1400m (5) 14:16.43	1450m (4) 14:45.42			
			30.38	30.63	29.97	28.99	27.77		
4	7	JOHNSON Matthew	GBR	0.70	15:13.21	806			
		50m (7) 28.29	100m (7) 58.65	150m (7) 1:29.38	200m (7) 2:00.28	250m (7) 2:31.02	300m (7) 3:02.08	350m (7) 3:32.95	400m (7) 4:03.86
			30.36	30.73	30.90	30.74	31.06	30.87	30.91
		450m (7) 4:34.39	500m (7) 5:05.12	550m (7) 5:35.81	600m (6) 6:06.54	650m (6) 6:37.26	700m (5) 7:07.97	750m (5) 7:38.83	800m (5) 8:09.42
			30.53	30.73	30.73	30.72	30.71	30.86	30.59
		850m (4) 8:39.79	900m (4) 9:10.28	950m (4) 9:40.82	1000m (4) 10:11.39	1050m (4) 10:42.19	1100m (4) 11:12.89	1150m (4) 11:43.54	1200m (4) 12:14.05
			30.37	30.49	30.57	30.80	30.70	30.65	30.51
		1250m (4) 12:44.73	1300m (4) 13:15.03	1350m (4) 13:45.51	1400m (4) 14:15.88	1450m (5) 14:46.09			
			30.68	30.30	30.37	30.21	27.12		
5	6	SUNTER Thomas	GBR	0.76	15:13.39	806			
		50m (3) 27.45	100m (3) 57.14	150m (3) 1:27.37	200m (3) 1:57.69	250m (3) 2:28.06	300m (3) 2:58.85	350m (3) 3:29.72	400m (3) 4:00.43
			29.69	30.23	30.32	30.37	30.79	30.87	30.71
		450m (3) 4:31.32	500m (3) 5:02.29	550m (3) 5:33.24	600m (3) 6:04.17	650m (3) 6:35.12	700m (3) 7:05.93	750m (3) 7:37.02	800m (3) 8:07.82
			30.89	30.95	30.93	30.95	30.81	31.09	30.80
		850m (3) 8:38.15	900m (3) 9:08.85	950m (3) 9:39.43	1000m (3) 10:10.13	1050m (3) 10:41.00	1100m (3) 11:11.84	1150m (3) 11:42.42	1200m (3) 12:13.15
			30.33	30.70	30.70	30.87	30.84	30.58	30.73
		1250m (3) 12:43.90	1300m (3) 13:14.40	1350m (3) 13:44.67	1400m (3) 14:15.03	1450m (3) 14:45.21			
			30.75	30.50	30.27	30.18	28.18		
6	5	RIVERA Miranda Marcos	ESP	0.75	15:23.45	780			
		50m (5) 27.62	100m (5) 57.79	150m (5) 1:28.67	200m (5) 1:59.30	250m (5) 2:30.15	300m (5) 3:01.17	350m (5) 3:32.13	400m (5) 4:02.90
			30.17	30.88	30.63	30.85	31.02	30.96	30.77
		450m (5) 4:33.68	500m (5) 5:04.45	550m (5) 5:35.31	600m (5) 6:05.93	650m (4) 6:36.64	700m (4) 7:07.39	750m (4) 7:38.30	800m (4) 8:09.21
			30.78	30.86	30.62	30.71	30.75	30.91	30.91
		850m (5) 8:40.42	900m (5) 9:11.44	950m (5) 9:42.26	1000m (6) 10:13.44	1050m (6) 10:44.72	1100m (6) 11:15.81	1150m (6) 11:47.06	1200m (6) 12:18.46
			31.21	31.02	31.18	31.28	31.09	31.25	31.40
		1250m (6) 12:50.01	1300m (6) 13:21.41	1350m (6) 13:52.61	1400m (6) 14:23.97	1450m (6) 14:54.92			
			31.55	31.40	31.36	30.95	28.53		
7	3	FENG Zhimim	CHN	0.72	15:35.77	749			
		50m (4) 27.54	100m (4) 57.32	150m (4) 1:27.87	200m (4) 1:58.54	250m (4) 2:28.87	300m (4) 2:59.64	350m (4) 3:30.48	400m (4) 4:01.41
			29.78	30.55	30.67	30.33	30.77	30.84	30.93
		450m (4) 4:32.36	500m (4) 5:03.43	550m (4) 5:34.40	600m (4) 6:05.53	650m (5) 6:37.05	700m (7) 7:08.96	750m (7) 7:40.80	800m (7) 8:12.68
			30.95	30.97	31.13	31.52	31.91	31.84	31.88
		850m (7) 8:44.74	900m (7) 9:16.89	950m (7) 9:48.81	1000m (7) 10:20.92	1050m (7) 10:52.73	1100m (7) 11:24.28	1150m (7) 11:56.35	1200m (7) 12:28.23
			32.06	32.15	32.11	31.81	31.55	32.07	31.88
		1250m (7) 13:00.74	1300m (7) 13:32.79	1350m (7) 14:04.61	1400m (7) 14:36.31	1450m (7) 15:07.41			
			32.51	32.05	31.82	31.70	28.36		

Timing & Data Handling by OMEGA





FINA/ARENA Swimming World Cup 2011

DUBAI STOCKHOLM MOSCOW BERLIN SINGAPORE BEIJING TOKYO

15-16 October 2011

Event 118

16 OCT 2011 - 15:40

Men's 1500m Freestyle
1500m Nage Libre Hommes

Fastest Heat(s)
Série(s) rapide(s)



8		8		PAULSSON Adam				CLB		0.76		15:49.26		718															
50m (8) 28.45	100m (8) 59.01	150m (8) 1:30.10	200m (8) 2:01.35	250m (8) 2:32.51	300m (8) 3:03.96	350m (8) 3:35.67	400m (8) 4:07.03	450m (8) 4:38.52	500m (8) 5:10.08	550m (8) 5:41.76	600m (8) 6:13.42	650m (8) 6:44.97	700m (8) 7:16.72	750m (8) 7:48.67	800m (8) 8:20.49	850m (8) 8:52.25	900m (8) 9:24.12	950m (8) 9:56.17	1000m (8) 10:28.13	1050m (8) 11:00.36	1100m (8) 11:32.65	1150m (8) 12:04.93	1200m (8) 12:37.24	1250m (8) 13:09.54	1300m (8) 13:41.79	1350m (8) 14:14.22	1400m (8) 14:46.49	1450m (8) 15:18.29	
	30.56	31.09	31.25	31.16	31.45	31.71	31.36	31.49	31.56	31.68	31.66	31.55	31.75	31.95	31.82	31.76	31.87	32.05	31.96	32.23	32.29	32.28	32.31	32.30	32.25	32.43	32.27	31.80	30.97

LEGEND

R.T. Reaction time

Timing & Data Handling by OMEGA





FINA/ARENA Swimming World Cup 2011

DUBAI STOCKHOLM MOSCOW BERLIN SINGAPORE BEIJING TOKYO

15-16 October 2011

Event 123
16 OCT 2011 - 16:25

Women's 400m Individual Medley
400m 4-Nages Femmes

Fastest Heat(s)
Série(s) rapide(s)



Results

Résultats

	Record	Splits	Name	NOC Code	Location	Date
WR	4:21.04	1:00.60	2:06.01	3:19.42	SMIT Julia USA	Manchester (GBR) 18 DEC 2009
WC	4:22.88	1:01.68	2:10.57	3:22.75	MEAKLIM Kathryn RSA	Singapore (SIN) 22 NOV 2009

Heat 2

Event No. 23

Rank	Lane	Name	NOC Code	R.T.	Time	FINA Points			
1	4	JAKABOS Zsuzsanna	HUN	0.69	4:29.65	907			
		50m (1) 28.93	100m (1) 1:01.63 32.70	150m (1) 1:35.55 33.92	200m (1) 2:08.78 33.23	250m (1) 2:48.19 39.41	300m (1) 3:27.78 39.59	350m (1) 3:59.19 31.41	30.46
2	5	KATO Izumi	JPN	0.68	4:31.27	891			
		50m (3) 29.58	100m (2) 1:02.84 33.26	150m (4) 1:38.90 36.06	200m (3) 2:13.91 35.01	250m (2) 2:50.95 37.04	300m (2) 3:28.35 37.40	350m (2) 4:00.33 31.98	30.94
3	3	VERRASZTO Evelyn	HUN	0.76	4:35.70	848			
		50m (4) 29.59	100m (4) 1:03.53 33.94	150m (2) 1:38.67 35.14	200m (2) 2:11.79 33.12	250m (3) 2:52.11 40.32	300m (3) 3:32.62 40.51	350m (3) 4:04.69 32.07	31.01
4	6	THYDÉN Sara	SWE	0.74	4:38.83	820			
		50m (6) 30.01	100m (6) 1:03.92 33.91	150m (5) 1:39.23 35.31	200m (4) 2:14.30 35.07	250m (4) 2:53.12 38.82	300m (4) 3:32.83 39.71	350m (4) 4:06.00 33.17	32.83
5	1	SPENCER Lucy	GBR	0.81	4:40.03	810			
		50m (5) 29.67	100m (5) 1:03.84 34.17	150m (6) 1:39.90 36.06	200m (6) 2:15.22 35.32	250m (6) 2:55.67 40.45	300m (6) 3:36.47 40.80	350m (5) 4:08.70 32.23	31.33
6	7	KIM Seo Yeong	KOR	0.78	4:42.38	789			
		50m (2) 29.24	100m (3) 1:03.28 34.04	150m (3) 1:38.87 35.59	200m (5) 2:14.43 35.56	250m (5) 2:54.81 40.38	300m (5) 3:36.10 41.29	350m (6) 4:10.23 34.13	32.15
7	2	SANDIN Ida	SWE	0.75	4:43.20	783			
		50m (7) 30.76	100m (7) 1:04.86 34.10	150m (7) 1:41.22 36.36	200m (7) 2:16.87 35.65	250m (7) 2:57.11 40.24	300m (7) 3:37.25 40.14	350m (7) 4:10.73 33.48	32.47
8	8	SIWICKI Breanne	CAN	0.72	4:51.68	716			
		50m (8) 31.35	100m (8) 1:07.19 35.84	150m (8) 1:44.01 36.82	200m (8) 2:19.74 35.73	250m (8) 3:02.01 42.27	300m (8) 3:44.55 42.54	350m (8) 4:18.68 34.13	33.00

LEGEND

R.T. Reaction time

Timing & Data Handling by OMEGA





FINA/ARENA Swimming World Cup 2011

DUBAI STOCKHOLM MOSCOW BERLIN SINGAPORE BEIJING TOKYO

15-16 October 2011

Event 118

16 OCT 2011 - 15:40

Men's 1500m Freestyle
1500m Nage Libre Hommes

Fastest Heat(s)
Série(s) rapide(s)



Results Summary

Synthèse des résultats

	Record	Splits			Name	NOC Code	Location	Date	
WR	14:10.10	53.60	1:49.96	2:46.46	3:43.19	HACKETT Grant	AUS	Perth (AUS)	7 AUG 2001
		4:40.13	5:37.00	6:34.11	7:31.36				
		8:28.45	9:25.73	10:22.90	11:20.05				
		12:17.11	13:14.02						
WC	14:28.35	56.22	1:54.80	2:53.90	3:52.82	COLBERTALDO Federico	ITA	Stockholm (SWE)	11 NOV 2009
		4:51.16	5:48.77	6:46.93	7:45.09				
		8:43.29	9:40.62	10:38.04	11:35.67				
		12:33.56	13:31.62						

Event No. 18

Rank	Heat	Lane	Name	Year of Birth	NOC Code	R.T.	Time	FINA Points
1	2	4	JOENSEN Pal	1990	FAR	0.73	14:52.00	865
	50m 26.50	100m 55.25	150m 1:24.33	200m 1:53.53	250m 2:22.96	300m 2:52.20	350m 3:21.58	400m 3:51.03
		28.75	29.08	29.20	29.43	29.24	29.38	29.45
	450m 4:20.63	500m 4:50.26	550m 5:19.96	600m 5:49.70	650m 6:19.50	700m 6:49.35	750m 7:19.53	800m 7:49.58
	29.60	29.63	29.70	29.74	29.80	29.85	30.18	30.05
	850m 8:19.96	900m 8:50.45	950m 9:20.85	1000m 9:51.38	1050m 10:21.73	1100m 10:51.94	1150m 11:22.21	1200m 11:52.26
	30.38	30.49	30.40	30.53	30.35	30.21	30.27	30.05
	1250m 12:22.68	1300m 12:53.14	1350m 13:23.51	1400m 13:53.73	1450m 14:23.87			
	30.42	30.46	30.37	30.22	30.14	28.13		
2	2	2	SORAK Stefan	1992	SRB	0.72	15:06.57	824
	50m 26.88	100m 55.49	150m 1:24.90	200m 1:54.35	250m 2:23.93	300m 2:53.73	350m 3:23.73	400m 3:54.03
		28.61	29.41	29.45	29.58	29.80	30.00	30.30
	450m 4:24.15	500m 4:54.13	550m 5:24.32	600m 5:54.76	650m 6:25.38	700m 6:56.03	750m 7:26.78	800m 7:57.56
	30.12	29.98	30.19	30.44	30.62	30.65	30.75	30.78
	850m 8:28.37	900m 8:59.22	950m 9:29.93	1000m 10:00.66	1050m 10:31.50	1100m 11:02.43	1150m 11:32.92	1200m 12:03.50
	30.81	30.85	30.71	30.73	30.84	30.93	30.49	30.58
	1250m 12:34.29	1300m 13:05.26	1350m 13:35.94	1400m 14:06.66	1450m 14:37.53			
	30.79	30.97	30.68	30.72	30.87	29.04		
3	2	1	OLIVEIRA Marcos	1989	BRA	0.75	15:13.19	806
	50m 28.12	100m 58.51	150m 1:29.05	200m 1:59.89	250m 2:30.88	300m 3:01.53	350m 3:32.43	400m 4:03.29
		30.39	30.54	30.84	30.99	30.65	30.90	30.86
	450m 4:34.01	500m 5:04.95	550m 5:35.75	600m 6:06.81	650m 6:37.89	700m 7:08.59	750m 7:39.77	800m 8:10.54
	30.72	30.94	30.80	31.06	31.08	30.70	31.18	30.77
	850m 8:41.14	900m 9:11.82	950m 9:42.44	1000m 10:13.16	1050m 10:43.76	1100m 11:14.45	1150m 11:45.07	1200m 12:15.64
	30.60	30.68	30.62	30.72	30.60	30.69	30.62	30.57
	1250m 12:46.02	1300m 13:16.65	1350m 13:46.62	1400m 14:16.43	1450m 14:45.42			
	30.38	30.63	29.97	29.81	28.99	27.77		
4	2	7	JOHNSON Matthew	1995	GBR	0.70	15:13.21	806
	50m 28.29	100m 58.65	150m 1:29.38	200m 2:00.28	250m 2:31.02	300m 3:02.08	350m 3:32.95	400m 4:03.86
		30.36	30.73	30.90	30.74	31.06	30.87	30.91
	450m 4:34.39	500m 5:05.12	550m 5:35.81	600m 6:06.54	650m 6:37.26	700m 7:07.97	750m 7:38.83	800m 8:09.42
	30.53	30.73	30.69	30.73	30.72	30.71	30.86	30.59
	850m 8:39.79	900m 9:10.28	950m 9:40.82	1000m 10:11.39	1050m 10:42.19	1100m 11:12.89	1150m 11:43.54	1200m 12:14.05
	30.37	30.49	30.54	30.57	30.80	30.70	30.65	30.51
	1250m 12:44.73	1300m 13:15.03	1350m 13:45.51	1400m 14:15.88	1450m 14:46.09			
	30.68	30.30	30.48	30.37	30.21	27.12		
5	2	6	SUNTER Thomas	1992	GBR	0.76	15:13.39	806
	50m 27.45	100m 57.14	150m 1:27.37	200m 1:57.69	250m 2:28.06	300m 2:58.85	350m 3:29.72	400m 4:00.43
		29.69	30.23	30.32	30.37	30.79	30.87	30.71
	450m 4:31.32	500m 5:02.29	550m 5:33.24	600m 6:04.17	650m 6:35.12	700m 7:05.93	750m 7:37.02	800m 8:07.82
	30.89	30.97	30.95	30.93	30.95	30.81	31.09	30.80
	850m 8:38.15	900m 9:08.85	950m 9:39.43	1000m 10:10.13	1050m 10:41.00	1100m 11:11.84	1150m 11:42.42	1200m 12:13.15
	30.33	30.70	30.58	30.70	30.87	30.84	30.58	30.73
	1250m 12:43.90	1300m 13:14.40	1350m 13:44.67	1400m 14:15.03	1450m 14:45.21			
	30.75	30.50	30.27	30.36	30.18	28.18		
6	2	5	RIVERA Miranda Marcos	1983	ESP	0.75	15:23.45	780
	50m 27.62	100m 57.79	150m 1:28.67	200m 1:59.30	250m 2:30.15	300m 3:01.17	350m 3:32.13	400m 4:02.90
		30.17	30.88	30.63	30.85	31.02	30.96	30.77
	450m 4:33.68	500m 5:04.45	550m 5:35.31	600m 6:05.93	650m 6:36.64	700m 7:07.39	750m 7:38.30	800m 8:09.21
	30.78	30.77	30.86	30.62	30.71	30.75	30.91	30.91
	850m 8:40.42	900m 9:11.44	950m 9:42.26	1000m 10:13.44	1050m 10:44.72	1100m 11:15.81	1150m 11:47.06	1200m 12:18.46
	31.21	31.02	30.82	31.18	31.28	31.09	31.25	31.40
	1250m 12:50.01	1300m 13:21.41	1350m 13:52.61	1400m 14:23.97	1450m 14:54.92			
	31.55	31.40	31.20	31.36	30.95	28.53		

Timing & Data Handling by OMEGA





FINA/ARENA Swimming World Cup 2011

DUBAI STOCKHOLM MOSCOW BERLIN SINGAPORE BEIJING TOKYO

15-16 October 2011

Event 118

16 OCT 2011 - 15:40

Men's 1500m Freestyle
1500m Nage Libre Hommes

Fastest Heat(s)
Série(s) rapide(s)



Event No. 18

Rank	Heat	Lane	Name	Year of Birth	NOC Code	R.T.	Time	FINA Points
7	2	3	FENG Zhimim	1989	CHN	0.72	15:35.77	749
	50m 27.54	100m 57.32	150m 1:27.87	200m 1:58.54	250m 2:28.87	300m 2:59.64	350m 3:30.48	400m 4:01.41
		29.78	30.55	30.67	30.33	30.77	30.84	30.93
	450m 4:32.36	500m 5:03.43	550m 5:34.40	600m 6:05.53	650m 6:37.05	700m 7:08.96	750m 7:40.80	800m 8:12.68
	30.95	31.07	30.97	31.13	31.52	31.91	31.84	31.88
	850m 8:44.74	900m 9:16.89	950m 9:48.81	1000m 10:20.92	1050m 10:52.73	1100m 11:24.28	1150m 11:56.35	1200m 12:28.23
	32.06	32.15	31.92	32.11	31.81	31.55	32.07	31.88
	1250m 13:00.74	1300m 13:32.79	1350m 14:04.61	1400m 14:36.31	1450m 15:07.41			
	32.51	32.05	31.82	31.70	31.10	28.36		
8	2	8	PAULSSON Adam	1995	CLB	0.76	15:49.26	718
	50m 28.45	100m 59.01	150m 1:30.10	200m 2:01.35	250m 2:32.51	300m 3:03.96	350m 3:35.67	400m 4:07.03
		30.56	31.09	31.25	31.16	31.45	31.71	31.36
	450m 4:38.52	500m 5:10.08	550m 5:41.76	600m 6:13.42	650m 6:44.97	700m 7:16.72	750m 7:48.67	800m 8:20.49
	31.49	31.56	31.68	31.66	31.55	31.75	31.95	31.82
	850m 8:52.25	900m 9:24.12	950m 9:56.17	1000m 10:28.13	1050m 11:00.36	1100m 11:32.65	1150m 12:04.93	1200m 12:37.24
	31.76	31.87	32.05	31.96	32.23	32.29	32.28	32.31
	1250m 13:09.54	1300m 13:41.79	1350m 14:14.22	1400m 14:46.49	1450m 15:18.29			
	32.30	32.25	32.43	32.27	31.80	30.97		
9	1	4	ERIKSSON Gusten	1994	CLB	0.79	16:12.76	667
	50m 29.74	100m 1:01.52	150m 1:33.74	200m 2:06.51	250m 2:39.48	300m 3:12.20	350m 3:45.09	400m 4:17.84
		31.78	32.22	32.77	32.97	32.72	32.89	32.75
	450m 4:50.66	500m 5:23.39	550m 5:55.84	600m 6:28.56	650m 7:01.24	700m 7:33.85	750m 8:06.60	800m 8:39.25
	32.82	32.73	32.45	32.72	32.68	32.61	32.75	32.65
	850m 9:11.84	900m 9:44.26	950m 10:16.93	1000m 10:49.34	1050m 11:21.90	1100m 11:54.51	1150m 12:27.22	1200m 12:59.65
	32.59	32.42	32.67	32.41	32.56	32.61	32.71	32.43
	1250m 13:32.33	1300m 14:04.81	1350m 14:37.13	1400m 15:09.72	1450m 15:42.06			
	32.68	32.48	32.32	32.59	32.34	30.70		
10	1	5	MORTENSEN Oii	1996	FAR	0.67	16:27.93	637
	50m 28.62	100m 1:00.05	150m 1:32.43	200m 2:05.40	250m 2:37.82	300m 3:10.76	350m 3:43.70	400m 4:16.47
		31.43	32.38	32.97	32.42	32.94	32.94	32.77
	450m 4:49.28	500m 5:22.28	550m 5:55.13	600m 6:28.17	650m 7:01.39	700m 7:34.39	750m 8:06.89	800m 8:40.16
	32.81	33.00	32.85	33.04	33.22	33.00	32.50	33.27
	850m 9:12.90	900m 9:45.69	950m 10:18.46	1000m 10:51.75	1050m 11:24.82	1100m 11:58.31	1150m 12:31.99	1200m 13:05.97
	32.74	32.79	32.77	33.29	33.07	33.49	33.68	33.98
	1250m 13:39.75	1300m 14:14.17	1350m 14:48.32	1400m 15:22.59	1450m 15:56.16			
	33.78	34.42	34.15	34.27	33.57	31.77		
11	1	3	HILDESSON Johan	1992	CLB	0.73	16:50.21	595
	50m 29.46	100m 1:01.71	150m 1:34.27	200m 2:07.11	250m 2:40.00	300m 3:13.25	350m 3:46.23	400m 4:19.62
		32.25	32.56	32.84	32.89	33.25	32.98	33.39
	450m 4:53.40	500m 5:27.09	550m 6:01.16	600m 6:35.03	650m 7:08.89	700m 7:43.06	750m 8:17.04	800m 8:51.27
	33.78	33.69	34.07	33.87	33.86	34.17	33.98	34.23
	850m 9:25.33	900m 9:59.51	950m 10:33.36	1000m 11:07.89	1050m 11:41.52	1100m 12:15.32	1150m 12:49.67	1200m 13:23.55
	34.06	34.18	33.85	34.53	33.63	33.80	34.35	33.88
	1250m 13:57.52	1300m 14:31.59	1350m 15:05.43	1400m 15:40.10	1450m 16:17.09			
	33.97	34.07	33.84	34.67	36.99	33.12		
12	1	6	BERGGREN Alexander	1994	CLB	0.76	17:14.60	554
	50m 30.27	100m 1:03.29	150m 1:36.91	200m 2:10.70	250m 2:45.01	300m 3:19.36	350m 3:53.65	400m 4:27.94
		33.02	33.62	33.79	34.31	34.35	34.29	34.29
	450m 5:02.24	500m 5:36.56	550m 6:10.75	600m 6:45.39	650m 7:20.16	700m 7:54.97	750m 8:29.80	800m 9:04.86
	34.30	34.32	34.19	34.64	34.77	34.81	34.83	35.06
	850m 9:39.68	900m 10:14.68	950m 10:49.46	1000m 11:24.53	1050m 11:59.23	1100m 12:34.23	1150m 13:09.40	1200m 13:44.58
	34.82	35.00	34.78	35.07	34.70	35.00	35.17	35.18
	1250m 14:19.93	1300m 14:55.17	1350m 15:30.58	1400m 16:05.81	1450m 16:40.80			
	35.35	35.24	35.41	35.23	34.99	33.80		

LEGEND

R.T. Reaction time

Timing & Data Handling by OMEGA





FINA/ARENA Swimming World Cup 2011

DUBAI STOCKHOLM MOSCOW BERLIN SINGAPORE BEIJING TOKYO

15-16 October 2011

Event 123

16 OCT 2011 - 16:25

Women's 400m Individual Medley
400m 4-Nages Femmes

Fastest Heat(s)
Série(s) rapide(s)



Results Summary

Synthèse des résultats

	Record	Splits		Name	NOC Code	Location	Date
WR	4:21.04	1:00.60	2:06.01	3:19.42	SMIT Julia	USA Manchester (GBR)	18 DEC 2009
WC	4:22.88	1:01.68	2:10.57	3:22.75	MEAKLIM Kathryn	RSA Singapore (SIN)	22 NOV 2009

Event No. 23

Rank	Heat	Lane	Name	Year of Birth	NOC Code	R.T.	Time	FINA Points
1	2	4	JAKABOS Zsuzsanna	1989	HUN	0.69	4:29.65	907
	50m 28.93	100m 1:01.63	150m 1:35.55	200m 2:08.78	250m 2:48.19	300m 3:27.78	350m 3:59.19	
			33.92	33.23	39.41	39.59	31.41	30.46
2	2	5	KATO Izumi	1990	JPN	0.68	4:31.27	891
	50m 29.58	100m 1:02.84	150m 1:38.90	200m 2:13.91	250m 2:50.95	300m 3:28.35	350m 4:00.33	
			33.26	35.01	37.04	37.40	31.98	30.94
3	2	3	VERRASZTO Evelyn	1989	HUN	0.76	4:35.70	848
	50m 29.59	100m 1:03.53	150m 1:38.67	200m 2:11.79	250m 2:52.11	300m 3:32.62	350m 4:04.69	
			33.94	35.14	40.32	40.51	32.07	31.01
4	2	6	THYDÉN Sara	1989	SWE	0.74	4:38.83	820
	50m 30.01	100m 1:03.92	150m 1:39.23	200m 2:14.30	250m 2:53.12	300m 3:32.83	350m 4:06.00	
			33.91	35.07	38.82	39.71	33.17	32.83
5	2	1	SPENCER Lucy	1993	GBR	0.81	4:40.03	810
	50m 29.67	100m 1:03.84	150m 1:39.90	200m 2:15.22	250m 2:55.67	300m 3:36.47	350m 4:08.70	
			34.17	35.32	40.45	40.80	32.23	31.33
6	2	7	KIM Seo Yeong	1994	KOR	0.78	4:42.38	789
	50m 29.24	100m 1:03.28	150m 1:38.87	200m 2:14.43	250m 2:54.81	300m 3:36.10	350m 4:10.23	
			34.04	35.59	40.38	41.29	34.13	32.15
7	2	2	SANDIN Ida	1985	SWE	0.75	4:43.20	783
	50m 30.76	100m 1:04.86	150m 1:41.22	200m 2:16.87	250m 2:57.11	300m 3:37.25	350m 4:10.73	
			34.10	36.36	40.24	40.14	33.48	32.47
8	2	8	SIWICKI Breanne	1995	CAN	0.72	4:51.68	716
	50m 31.35	100m 1:07.19	150m 1:44.01	200m 2:19.74	250m 3:02.01	300m 3:44.55	350m 4:18.68	
			35.84	35.73	42.27	42.54	34.13	33.00
9	1	5	BERTRAND Céline	1995	SWE	0.77	4:53.99	700
	50m 30.88	100m 1:06.75	150m 1:44.10	200m 2:20.76	250m 3:03.70	300m 3:46.58	350m 4:20.78	
			35.87	37.35	42.94	42.88	34.20	33.21
10	1	3	DAHLBERG Jonna	1995	SWE	0.67	4:57.75	673
	50m 30.45	100m 1:05.81	150m 1:43.66	200m 2:21.69	250m 3:04.24	300m 3:47.49	350m 4:22.68	
			35.36	37.85	42.55	43.25	35.19	35.07
11	1	4	HÄGGLUND Björklund Sara	1995	CLB	0.77	5:03.65	635
	50m 31.62	100m 1:08.48	150m 1:46.01	200m 2:23.63	250m 3:08.15	300m 3:54.15	350m 4:29.33	
			36.86	37.53	44.52	46.00	35.18	34.32
12	1	6	CHAN Nur Marina	1997	SIN	0.67	5:09.43	600
	50m 31.95	100m 1:08.70	150m 1:49.40	200m 2:29.47	250m 3:14.03	300m 4:00.23	350m 4:35.53	
			36.75	40.70	44.56	46.20	35.30	33.90

LEGEND

R.T. Reaction time

Timing & Data Handling by OMEGA





FINA/ARENA Swimming World Cup 2011

DUBAI  STOCKHOLM  MOSCOW  BERLIN  SINGAPORE  BEIJING  TOKYO

15-16 October 2011

Event 118

16 OCT 2011

Men's 1500m Freestyle
1500m Nage Libre Hommes

Fastest Heat(s)
Série(s) rapide(s)



Medallists

Médaillés


Medal	Name	NOC
GOLD	JOENSEN Pal	FAR - Faroe Islands
SILVER	SORAK Stefan	SRB - Serbia
BRONZE	OLIVEIRA Marcos	BRA - Brazil

Timing & Data Handling by OMEGA





FINA/ARENA Swimming World Cup 2011

DUBAI  STOCKHOLM  MOSCOW  BERLIN  SINGAPORE  BEIJING  TOKYO

15-16 October 2011

Event 119

16 OCT 2011

Women's 100m Freestyle
100m Nage Libre Femmes

Final
Finale



Medallists

Médaillés


Medal	Name	NOC
GOLD	SJÖSTRÖM Sarah	SWE - Sweden
SILVER	BAINBRIDGE Angie	AUS - Australia
BRONZE	SCHREIBER Daniela	GER - Germany

Timing & Data Handling by OMEGA





FINA/ARENA Swimming World Cup 2011

DUBAI  STOCKHOLM  MOSCOW  BERLIN  SINGAPORE  BEIJING  TOKYO

15-16 October 2011

Event 120

16 OCT 2011

Men's 200m Freestyle
200m Nage Libre Hommes

Final
Finale



Medallists

Médaillés




Medal	Name	NOC
GOLD	BIEDERMANN Paul	GER - Germany
SILVER	LE CLOS Chad	RSA - South Africa
BRONZE	HORIHATA Yuya	JPN - Japan

Timing & Data Handling by OMEGA





FINA/ARENA Swimming World Cup 2011

DUBAI  STOCKHOLM  MOSCOW  BERLIN  SINGAPORE  BEIJING  TOKYO

15-16 October 2011



Event 121

16 OCT 2011

Women's 50m Breaststroke
50m Brasse Femmes

Final
Finale

Medallists

Médaillés





Medal	Name	NOC
GOLD	JOHANSSON Jennie	SWE - Sweden
SILVER	KIM Hye Jin	KOR - Korea
BRONZE	STIBERG Katharina	NOR - Norway

Timing & Data Handling by OMEGA





FINA/ARENA Swimming World Cup 2011

DUBAI  STOCKHOLM  MOSCOW  BERLIN  SINGAPORE  BEIJING  TOKYO

15-16 October 2011

Event 122

16 OCT 2011

Men's 100m Breaststroke

100m Brasse Hommes

Final

Finale



Medallists

Médaillés

Medal	Name	NOC
GOLD	DALE OEN Alexander	NOR - Norway
SILVER	SNYDERS Glenn	NZL - New Zealand
BRONZE	TOMITA Naoya	JPN - Japan

Timing & Data Handling by OMEGA





FINA/ARENA Swimming World Cup 2011

DUBAI  STOCKHOLM  MOSCOW  BERLIN  SINGAPORE  BEIJING  TOKYO

15-16 October 2011



Event 123

16 OCT 2011

Women's 400m Individual Medley
400m 4-Nages Femmes

Fastest Heat(s)
Série(s) rapide(s)

Medallists

Médaillés

Medal	Name	NOC
GOLD	JAKABOS Zsuzsanna	HUN - Hungary
SILVER	KATO Izumi	JPN - Japan
BRONZE	VERRASZTO Evelyn	HUN - Hungary

Timing & Data Handling by OMEGA





FINA/ARENA Swimming World Cup 2011

DUBAI  STOCKHOLM  MOSCOW  BERLIN  SINGAPORE  BEIJING  TOKYO

15-16 October 2011



Event 124

16 OCT 2011

Men's 100m Butterfly
100m Papillon Hommes

Final
Finale

Medallists

Médaillés

Medal	Name	NOC
GOLD	MCGILL Tyler	USA - United States
SILVER	LE CLOS Chad	RSA - South Africa
BRONZE	HUEGILL Geoff	AUS - Australia

Timing & Data Handling by OMEGA





FINA/ARENA Swimming World Cup 2011

DUBAI  STOCKHOLM  MOSCOW  BERLIN  SINGAPORE  BEIJING  TOKYO

15-16 October 2011

Event 125

16 OCT 2011

Women's 100m Backstroke

100m Dos Femmes

Final

Finale



Medallists

Médaillés

Medal	Name	NOC
GOLD	GOH Rachel	AUS - Australia
SILVER	HOCKING Belinda	AUS - Australia
BRONZE	COLEMAN Michelle	SWE - Sweden

Timing & Data Handling by OMEGA





FINA/ARENA Swimming World Cup 2011

DUBAI  STOCKHOLM  MOSCOW  BERLIN  SINGAPORE  BEIJING  TOKYO

15-16 October 2011

Event 126

16 OCT 2011

Men's 50m Backstroke
50m Dos Hommes

Final
Finale



Medallists

Médaillés

Medal	Name	NOC
GOLD	LANG Flori	SUI - Switzerland
SILVER	BORIN Niklas	CLB - Sweden Clubs
BRONZE	SOLLI Lavrans	NOR - Norway

Timing & Data Handling by OMEGA





FINA/ARENA Swimming World Cup 2011

DUBAI STOCKHOLM MOSCOW BERLIN SINGAPORE BEIJING TOKYO

15-16 October 2011

Event 127

16 OCT 2011

Women's 200m Butterfly
200m Papillon Femmes

Final
Finale



Medallists

Médaillés

Medal	Name	NOC
GOLD	GONG Jie	CHN - China
SILVER	CHOI Hye Ra	KOR - Korea
BRONZE	GRANSTRÖM Martina	SWE - Sweden

Timing & Data Handling by OMEGA





FINA/ARENA Swimming World Cup 2011

DUBAI  STOCKHOLM  MOSCOW  BERLIN  SINGAPORE  BEIJING  TOKYO

15-16 October 2011

Event 128

16 OCT 2011

Men's 200m Individual Medley

200m 4-Nages Hommes

Final

Finale



Medallists

Médaillés




Medal	Name	NOC
GOLD	SETO Daiya	JPN - Japan
SILVER	LE CLOS Chad	RSA - South Africa
BRONZE	SANO Hidemasa	JPN - Japan

Timing & Data Handling by OMEGA





FINA/ARENA Swimming World Cup 2011

DUBAI  STOCKHOLM  MOSCOW  BERLIN  SINGAPORE  BEIJING  TOKYO

15-16 October 2011

Event 129

16 OCT 2011

Women's 400m Freestyle
400m Nage Libre Femmes

Final
Finale



Medallists

Médaillés

Medal	Name	NOC
GOLD	BAINBRIDGE Angie	AUS - Australia
SILVER	SJÖSTRÖM Sarah	SWE - Sweden
BRONZE	FAULKNER Eleanor	GBR - Great Britain

Timing & Data Handling by OMEGA





FINA/ARENA Swimming World Cup 2011

DUBAI  STOCKHOLM  MOSCOW  BERLIN  SINGAPORE  BEIJING  TOKYO

15-16 October 2011

Event 130

16 OCT 2011

Men's 50m Freestyle
50m Nage Libre Hommes

Final
Finale



Medallists

Médaillés


Medal	Name	NOC
GOLD	NYSTRAND Stefan	SWE - Sweden
SILVER	HAYDEN Brent	CAN - Canada
BRONZE	STYMNE Petter	SWE - Sweden

Timing & Data Handling by OMEGA





FINA/ARENA Swimming World Cup 2011

DUBAI  STOCKHOLM  MOSCOW  BERLIN  SINGAPORE  BEIJING  TOKYO

15-16 October 2011

Event 131

16 OCT 2011

Women's 200m Breaststroke
200m Brasse Femmes

Final
Finale



Medallists

Médaillés

Medal	Name	NOC
GOLD	KIM Hye Jin	KOR - Korea
SILVER	HÖSTMAN Joline	SWE - Sweden
BRONZE	JEONG Darae	KOR - Korea

Timing & Data Handling by OMEGA





FINA/ARENA Swimming World Cup 2011

DUBAI  STOCKHOLM  MOSCOW  BERLIN  SINGAPORE  BEIJING  TOKYO

15-16 October 2011



Event 132

16 OCT 2011

Women's 100m Individual Medley

100m 4-Nages Femmes

Final
Finale

Medallists

Médaillés

Medal	Name	NOC
GOLD	MICHALAK Theresa	GER - Germany
SILVER	MORNINGSTAR Erica	CAN - Canada
BRONZE	WATANABE Kanako	JPN - Japan

Timing & Data Handling by OMEGA





FINA/ARENA Swimming World Cup 2011

DUBAI  STOCKHOLM  MOSCOW  BERLIN  SINGAPORE  BEIJING  TOKYO

15-16 October 2011

Event 133

16 OCT 2011

Men's 200m Backstroke
200m Dos Hommes

Final
Finale



Medallists

Médaillés


Medal	Name	NOC
GOLD	LE CLOS Chad	RSA - South Africa
SILVER	FIM Leonardo	BRA - Brazil
BRONZE	RÄUFTLIN Lukas	SUI - Switzerland

Timing & Data Handling by OMEGA





FINA/ARENA Swimming World Cup 2011

DUBAI  STOCKHOLM  MOSCOW  BERLIN  SINGAPORE  BEIJING  TOKYO

15-16 October 2011

Event 134

16 OCT 2011

Women's 50m Butterfly
50m Papillon Femmes

Final
Finale



Medallists

Médaillés

Medal	Name	NOC
GOLD	ALSHAMMAR Therese	SWE - Sweden
SILVER	LU Ying	CHN - China
BRONZE	SNILDAL Ingvild	NOR - Norway

Timing & Data Handling by OMEGA



Current Records

Records actuels

As of 14 OCT 2011

Event	Type	Time	Name	NOC Code	Date	Location
Men's 50m Freestyle	WR	20.30	SCHOEMAN Roland	RSA	8 AUG 2009	Pietermaritzburg (RSA)
	WC	20.57	SCHOEMAN Roland	RSA	15 NOV 2009	Berlin (GER)
Men's 100m Freestyle	WR	44.94	LEVEAUX Amaury	FRA	13 DEC 2008	Rijeka (CRO)
	WC	45.46	ABOOD Matthew	AUS	21 NOV 2009	Singapore (SIN)
Men's 200m Freestyle	WR	1:39.37	BIEDERMANN Paul	GER	15 NOV 2009	Berlin (GER)
	WC	1:39.37	BIEDERMANN Paul	GER	15 NOV 2009	Berlin (GER)
Men's 400m Freestyle	WR	3:32.77	BIEDERMANN Paul	GER	14 NOV 2009	Berlin (GER)
	WC	3:32.77	BIEDERMANN Paul	GER	14 NOV 2009	Berlin (GER)
Men's 1500m Freestyle	WR	14:10.10	HACKETT Grant	AUS	7 AUG 2001	Perth (AUS)
	WC	14:28.35	COLBERTALDO Federico	ITA	11 NOV 2009	Stockholm (SWE)
Men's 50m Backstroke	WR	22.61	MARSHALL Peter	USA	22 NOV 2009	Singapore (SIN)
	WC	22.61	MARSHALL Peter	USA	22 NOV 2009	Singapore (SIN)
Men's 100m Backstroke	WR	48.94	THOMAN Nicholas	USA	18 DEC 2009	Manchester (GBR)
	WC	49.29	MARSHALL Peter	USA	10 NOV 2009	Stockholm (SWE)
Men's 200m Backstroke	WR	1:46.11	VYATCHANIN Arkady	RUS	15 NOV 2009	Berlin (GER)
	WC	1:46.11	VYATCHANIN Arkady	RUS	15 NOV 2009	Berlin (GER)
Men's 50m Breaststroke	WR	25.25	VAN DEN BURGH Cameron	RSA	14 NOV 2009	Berlin (GER)
	WC	25.25	VAN DEN BURGH Cameron	RSA	14 NOV 2009	Berlin (GER)
Men's 100m Breaststroke	WR	55.61	VAN DEN BURGH Cameron	RSA	15 NOV 2009	Berlin (GER)
	WC	55.61	VAN DEN BURGH Cameron	RSA	15 NOV 2009	Berlin (GER)
Men's 200m Breaststroke	WR	2:00.67	GYURTA Daniel	HUN	13 DEC 2009	Istanbul (TUR)
	WC	2:02.56	VERSFELD Neil	RSA	14 NOV 2009	Berlin (GER)
Men's 50m Butterfly	WR	21.80	DEIBLER Steffen	GER	14 NOV 2009	Berlin (GER)
	WC	21.80	DEIBLER Steffen	GER	14 NOV 2009	Berlin (GER)
Men's 100m Butterfly	WR	48.48	KOROTYSHKIN Evgeny	RUS	15 NOV 2009	Berlin (GER)
	WC	48.48	KOROTYSHKIN Evgeny	RUS	15 NOV 2009	Berlin (GER)
Men's 200m Butterfly	WR	1:49.11	ALMEIDA Kaio	BRA	10 NOV 2009	Stockholm (SWE)
	WC	1:49.11	ALMEIDA Kaio	BRA	10 NOV 2009	Stockholm (SWE)
Men's 100m Individual Medley	WR	50.76	MANKOC Peter	SLO	12 DEC 2009	Istanbul (TUR)
	WC	50.95	FESIKOV Sergey	RUS	14 NOV 2009	Berlin (GER)
Men's 200m Individual Medley	WR	1:50.08	LOCHTE Ryan	USA	17 DEC 2010	Dubai (UAE)
	WC	1:51.55	TOWNSEND Darian	RSA	15 NOV 2009	Berlin (GER)
Men's 400m Individual Medley	WR	3:55.50	LOCHTE Ryan	USA	16 DEC 2010	Dubai (UAE)
	WC	4:00.63	PEREIRA Thiago	BRA	17 NOV 2007	Berlin (GER)

LEGEND

= Equal record

WC World Cup Record

WR World record

Timing & Data Handling by OMEGA

Current Records

Records actuels

As of 14 OCT 2011

Event	Type	Time	Name	NOC Code	Date	Location
Women's 50m Freestyle	WR	23.25	VELDHUIS Marleen	NED	13 APR 2008	Manchester (GBR)
	WC	23.27	ALSHAMMAR Therese	SWE	21 NOV 2009	Singapore (SIN)
Women's 100m Freestyle	WR	51.01	TRICKETT Lisbeth	AUS	10 AUG 2009	Hobart (AUS)
	WC	51.19	HALSALL Francesca	GBR	22 NOV 2009	Singapore (SIN)
Women's 200m Freestyle	WR	1:51.17	PELLEGRINI Federica	ITA	13 DEC 2009	Istanbul (TUR)
	WC	1:52.42	HEEMSKERK Femke	NED	30 OCT 2010	Berlin (GER)
Women's 400m Freestyle	WR	3:54.92	JACKSON Joanne	GBR	8 AUG 2009	Leeds (GBR)
	WC	3:56.24	BALMY Coralie	FRA	16 NOV 2008	Berlin (GER)
Women's 800m Freestyle	WR	8:04.53	FILIPPI Alessia	ITA	12 DEC 2008	Rijeka (CRO)
	WC	8:04.61	FRIIS Lotte	DEN	14 NOV 2009	Berlin (GER)
Women's 50m Backstroke	WR	25.70	JOVANOVIC Sanja	CRO	12 DEC 2009	Istanbul (TUR)
	WC	25.82	ZHAO Jing	CHN	10 NOV 2009	Stockholm (SWE)
Women's 100m Backstroke	WR	55.23	SAKAI Shiho	JPN	15 NOV 2009	Berlin (GER)
	WC	55.23	SAKAI Shiho	JPN	15 NOV 2009	Berlin (GER)
Women's 200m Backstroke	WR	2:00.18	SAKAI Shiho	JPN	14 NOV 2009	Berlin (GER)
	WC	2:00.18	SAKAI Shiho	JPN	14 NOV 2009	Berlin (GER)
Women's 50m Breaststroke	WR	28.80	HARDY Jessica A	USA	15 NOV 2009	Berlin (GER)
	WC	28.80	HARDY Jessica A	USA	15 NOV 2009	Berlin (GER)
Women's 100m Breaststroke	WR	1:02.70	SONI Rebecca	USA	19 DEC 2009	Manchester (GBR)
	WC	1:03.00	JONES Leisel	AUS	14 NOV 2009	Berlin (GER)
Women's 200m Breaststroke	WR	2:14.57	SONI Rebecca	USA	18 DEC 2009	Manchester (GBR)
	WC	2:15.42	JONES Leisel	AUS	15 NOV 2009	Berlin (GER)
Women's 50m Butterfly	WR	24.38	ALSHAMMAR Therese	SWE	22 NOV 2009	Singapore (SIN)
	WC	24.38	ALSHAMMAR Therese	SWE	22 NOV 2009	Singapore (SIN)
Women's 100m Butterfly	WR	55.05	BUI DUYET Diane	FRA	12 DEC 2009	Istanbul (TUR)
	WC	55.46	GALVEZ Felicity	AUS	10 NOV 2009	Stockholm (SWE)
Women's 200m Butterfly	WR	2:00.78	LIU Zige	CHN	15 NOV 2009	Berlin (GER)
	WC	2:00.78	LIU Zige	CHN	15 NOV 2009	Berlin (GER)
Women's 100m Individual Medley	WR	57.74	SCHREUDER Hinkelien	NED	15 NOV 2009	Berlin (GER)
	WC	57.74	SCHREUDER Hinkelien	NED	15 NOV 2009	Berlin (GER)
Women's 200m Individual Medley	WR	2:04.60	SMIT Julia	USA	19 DEC 2009	Manchester (GBR)
	WC	2:06.01	VERRASZTO Evelyn	HUN	6 NOV 2009	Moscow (RUS)
Women's 400m Individual Medley	WR	4:21.04	SMIT Julia	USA	18 DEC 2009	Manchester (GBR)
	WC	4:22.88	MEAKLIM Kathryn	RSA	22 NOV 2009	Singapore (SIN)

LEGEND

= Equal record

WC World Cup Record

WR World record

Timing & Data Handling by OMEGA

Number of Entries by NOC

Nombre d'inscrits par CNO

SUN 16 OCT 2011

NOC Code	Individual and Relay Swimming																	Total Relay Entries	Total Swimmers
	50m Freestyle	100m Freestyle	200m Freestyle	400m Freestyle	1500m Freestyle	50m Backstroke	100m Backstroke	200m Backstroke	50m Breaststroke	100m Breaststroke	200m Breaststroke	50m Butterfly	100m Butterfly	200m Butterfly	100m Individual Medley	200m Individual Medley	400m Individual Medley		
ALG	1	1	1	1					1	1					1	1		8	1
AUS	3*	2	1				1					2	1		1	1		12*	4
AUT	1	1										1	1					4	1
BRA	1	1	2	1	1	1	1	3*			1	1	1	3*	1	2	1	21*	5
CAN	1	1							3*	4*	4*							13*	5
CHN	2	2	1	2	1				1	1								8	4
CLB	11*	17*	13*	8*	4*	16*	14*	7*	9*	8*	6*	17*	12*	3*	7*	6*	4*	162*	62
ESP		1	1	1	1													4	1
EST									1	1								2	1
FAR			1	2	2		1	1				1						8	3
GBR		1	1	1	2		1	1		1	1		1	2	2	4*	2	20*	6
GER			1	1					1	1	1						1	6	2
GRE									1	1	1					1		3	1
HUN						1		1	1	1	1		1	1		2	1	10	2
IRL				1			1					1	1			1		5	2
JPN			1							3*	2		1	1	2	5*	3*	18*	6
KOR									1	1	1	1	1	1		1		7	2
NOR	1	1	1			2	1	1	3*	3*	2	1			1			17*	5
NZL									1	1	1							3	1
POL			1			1	1	1						1				5	2
POR	1	1	1									1	1					5	1
RSA			1					1					1	1		1	1	6	1
SIN	2	2	2	1									1					8	2
SRB	2	2	2	2	1								1	1		1		12	2
SUI	3*	3*	3*			1	2	1				2		1	1			17*	4
SWE	3*	6*	4*	4*		1	2	2	3*	4*	4*	1	2	2		5*	1	44*	14
UAE	1	1							1	1		2	2		2			10	4
USA	1											1	1		1			4	1
	34	43	38	25	12	23	25	19	25	31	25	32	29	17	19	31	14	442	145

Legend

* Over quota

Timing & Data Handling by OMEGA

Number of Entries by NOC

Nombre d'inscrits par CNO

SUN 16 OCT 2011

NOC Code	Individual and Relay Swimming																Total Relay Entries	Total Swimmers	
	50m Freestyle	100m Freestyle	200m Freestyle	400m Freestyle	800m Freestyle	50m Backstroke	100m Backstroke	200m Backstroke	50m Breaststroke	100m Breaststroke	200m Breaststroke	50m Butterfly	100m Butterfly	200m Butterfly	100m Individual Medley	200m Individual Medley			400m Individual Medley
AUS	2	1	1	1		2	2	1	1	1	1							13	4
CAN	2	4*				2	3*	3*				1	1	1	1	2	1	21*	5
CHN	1	1								1	1	1	2	1				8	5
CLB	16*	14*	9*	6*	2	13*	14*	7*	8*	9*	7*	9*	5*	4*	3*	4*	1	131*	51
EST	1																	1	1
FAR	2	1				1	1					1						6	2
FIN	1	1	1		1										1			5	1
GBR	1	2	2	2	1										1	1	1	11	3
GER		1	1										2		1	1		6	2
HUN			1		1			1					1	1	1	2	2	10	2
IRL			1			1	1											3	1
JPN						1				1					1	1	1	5	2
KOR									3*	3*	3*		1	1	2	3*	1	17*	5
NOR		1				1	2	1	1	1		1	1		2			11	3
NZL	1	1	1			1	1								1			6	1
SIN	1	2	1	2	2												1	9	2
SUI	1					1	1								1			4	1
SWE	6*	10*	12*	5*	3*		2	1	3*	6*	4*	6*	8*	5*	2	4*	4*	81*	24
	35	39	30	16	10	23	27	14	16	22	16	19	21	13	17	18	12	348	115

Legend

* Over quota

Timing & Data Handling by OMEGA

Entry List by NOC

Liste des inscrits par CNO

As of 14 OCT 2011

NOC	Event	Name	Year of Birth	Height (m/ft in)	Weight (kg/lbs)	Qualifying Time
ALG - Algeria	Men's 50m Freestyle	TALEB Ben	1995			25.93
	Men's 100m Freestyle	TALEB Ben	1995			56.90
	Men's 200m Freestyle	TALEB Ben	1995			2:03.43
	Men's 400m Freestyle	TALEB Ben	1995			4:18.12
	Men's 50m Breaststroke	TALEB Ben	1995			32.90
	Men's 100m Breaststroke	TALEB Ben	1995			1:14.85
	Men's 100m Individual Medley	TALEB Ben	1995			1:06.90
	Men's 200m Individual Medley	TALEB Ben	1995			2:18.74
AUS - Australia	Men's 50m Freestyle	ABOOD Matthew	1986			21.48
		SULLIVAN Eamon	1985			21.91
		TO Kenneth	1992			21.55
	Men's 100m Freestyle	ABOOD Matthew	1986			46.40
		SULLIVAN Eamon	1985			48.26
		TO Kenneth	1992			47.59
	Men's 200m Freestyle	ABOOD Matthew	1986			1:47.84
		TO Kenneth	1992			1:48.21
	Men's 50m Backstroke	TO Kenneth	1992			24.73
	Men's 100m Backstroke	TO Kenneth	1992			53.97
	Men's 50m Breaststroke	TO Kenneth	1992			28.27
	Men's 50m Butterfly	HUEGILL Geoff	1979			22.75
		SULLIVAN Eamon	1985			24.12
		TO Kenneth	1992			23.12
Men's 100m Butterfly	HUEGILL Geoff	1979			50.93	
	TO Kenneth	1992			51.98	
Men's 100m Individual Medley	TO Kenneth	1992			51.93	
Men's 200m Individual Medley	TO Kenneth	1992			1:54.38	
AUT - Austria	Men's 50m Freestyle	SPITZER Martin	1985			22.00
	Men's 100m Freestyle	SPITZER Martin	1985			49.64
	Men's 50m Butterfly	SPITZER Martin	1985			23.31
	Men's 100m Butterfly	SPITZER Martin	1985			51.96
BRA - Brazil	Men's 50m Freestyle	DE Paula Giovane	1993			22.90
	Men's 100m Freestyle	DE Paula Giovane	1993			50.90
		OLIVEIRA Marcos	1989			50.35
	Men's 200m Freestyle	FIM Leornado	1986			1:49.60
		OLIVEIRA Marcos	1989			1:50.00
		SALATTA Lucas	1987			1:48.00
		VALENTE Miguel	1993			1:52.90
	Men's 50m Backstroke	DE Paula Giovane	1993			25.50
	Men's 100m Backstroke	DE Paula Giovane	1993			57.30
	Men's 200m Backstroke	FIM Leornado	1986			1:54.80
		SALATTA Lucas	1987			1:55.20
		VALENTE Miguel	1993			2:02.88
	Men's 200m Breaststroke	VALENTE Miguel	1993			2:19.23
	Men's 50m Butterfly	DE Paula Giovane	1993			25.50
	Men's 100m Butterfly	OLIVEIRA Marcos	1989			54.10
	Men's 200m Butterfly	FIM Leornado	1986			1:55.50
		OLIVEIRA Marcos	1989			1:56.00
		SALATTA Lucas	1987			1:52.50
Men's 100m Individual Medley	SALATTA Lucas	1987			53.98	
Men's 200m Individual Medley	SALATTA Lucas	1987			1:59.90	
	VALENTE Miguel	1993			2:03.90	
Men's 400m Individual Medley	VALENTE Miguel	1993			4:29.00	

Timing & Data Handling by OMEGA

NOC	Event	Name	Year of Birth	Height (m/ft in)	Weight (kg/lbs)	Qualifying Time	
CAN - Canada	Men's 50m Freestyle	HAYDEN Brent	1983			21.50	
	Men's 100m Freestyle	HAYDEN Brent	1983			47.00	
	Men's 200m Freestyle	HAYDEN Brent	1983			1:46.00	
	Men's 50m Breaststroke	BROWN Michael	1984			28.00	
		KORNFELD Paul	1987			27.07	
		NUGENT Sean	1985			28.43	
		POZNIKOFF Andrew	1987			28.02	
		BROWN Michael	1984			59.76	
		KORNFELD Paul	1987			58.45	
	Men's 100m Breaststroke	NUGENT Sean	1985			1:00.43	
		POZNIKOFF Andrew	1987			1:01.11	
		BROWN Michael	1984			2:07.50	
		KORNFELD Paul	1987			2:08.23	
		NUGENT Sean	1985			2:11.18	
		POZNIKOFF Andrew	1987			2:11.18	
CHN - China	Men's 50m Freestyle	SHI Tengfei	1988			22.29	
		SHI Yang	1989			22.27	
	Men's 100m Freestyle	SHI Tengfei	1988			48.39	
		SHI Yang	1989			49.33	
	Men's 200m Freestyle	ZHANG Zhongchao	1989			1:45.22	
	Men's 400m Freestyle	FENG Zhimim	1989			3:57.87	
		ZHANG Zhongchao	1989			3:44.77	
	Men's 1500m Freestyle	FENG Zhimim	1989			15:10.29	
	ESP - Spain	Men's 100m Freestyle	RIVERA Miranda Marcos	1983			51.45
		Men's 200m Freestyle	RIVERA Miranda Marcos	1983			1:49.04
Men's 400m Freestyle		RIVERA Miranda Marcos	1983			3:48.58	
Men's 1500m Freestyle		RIVERA Miranda Marcos	1983			15:00.84	
EST - Estonia	Men's 50m Breaststroke	PROVORKOV Filipp	1988			27.26	
	Men's 100m Breaststroke	PROVORKOV Filipp	1988			1:00.23	
FAR - Faroe Islands	Men's 200m Freestyle	JAKUPSSON Magnus	1994			1:53.92	
		JOENSEN Pal	1990			3:44.65	
	Men's 400m Freestyle	MORTENSEN Oli	1996			4:05.28	
		JOENSEN Pal	1990			14:47.39	
	Men's 1500m Freestyle	MORTENSEN Oli	1996			16:25.55	
		JAKUPSSON Magnus	1994			55.34	
	Men's 100m Backstroke	JAKUPSSON Magnus	1994			2:01.08	
	Men's 200m Backstroke	JAKUPSSON Magnus	1994			24.92	
	Men's 50m Butterfly	TIMM Braxston	1992			49.80	
	GBR - Great Britain	Men's 100m Freestyle	COLEMAN Lenis	1992			1:51.20
Men's 200m Freestyle		SUNTER Thomas	1992			3:52.90	
Men's 400m Freestyle		JOHNSON Matthew	1995			15:35.35	
Men's 1500m Freestyle		JOHNSON Matthew	1995			15:27.02	
		SUNTER Thomas	1992			55.47	
Men's 100m Backstroke		GREGORY David	1992			1:58.67	
Men's 200m Backstroke		GREGORY David	1992			1:00.75	
Men's 100m Breaststroke		KIRTON James	1985			2:12.07	
Men's 200m Breaststroke		KIRTON James	1985			53.89	
Men's 100m Butterfly		TIMM Braxston	1992			1:58.80	
Men's 200m Butterfly		JOHNSON Matthew	1995			2:05.19	
Men's 100m Individual Medley		TIMM Braxston	1992			57.50	
		COLEMAN Lenis	1992			57.50	
		GREGORY David	1992			2:02.82	
		COLEMAN Lenis	1992			2:02.23	
Men's 200m Individual Medley		GREGORY David	1992			2:04.35	
		JOHNSON Matthew	1995			2:00.77	
		KIRTON James	1985			4:22.95	
		COLEMAN Lenis	1992			4:15.41	
Men's 400m Individual Medley		JOHNSON Matthew	1995				

Timing & Data Handling by OMEGA

NOC	Event	Name	Year of Birth	Height (m/ft in)	Weight (kg/lbs)	Qualifying Time
GER - Germany	Men's 200m Freestyle	BIEDERMANN Paul	1986			1:39.95
	Men's 400m Freestyle	BIEDERMANN Paul	1986			3:36.65
	Men's 50m Breaststroke	KOCH Marco	1990			27.00
	Men's 100m Breaststroke	KOCH Marco	1990			58.50
	Men's 200m Breaststroke	KOCH Marco	1990			2:07.50
	Men's 400m Individual Medley	KOCH Marco	1990			4:15.00
GRE - Greece	Men's 100m Breaststroke	PETROS Katsampanis	1992			1:04.94
	Men's 200m Breaststroke	PETROS Katsampanis	1992			2:15.68
	Men's 200m Individual Medley	PETROS Katsampanis	1992			2:05.35
HUN - Hungary	Men's 50m Backstroke	VERRASZTO David	1988			25.76
	Men's 200m Backstroke	VERRASZTO David	1988			1:56.91
	Men's 50m Breaststroke	MOLNAR Akos	1987			28.65
	Men's 100m Breaststroke	MOLNAR Akos	1987			59.14
	Men's 200m Breaststroke	MOLNAR Akos	1987			2:06.53
	Men's 100m Butterfly	VERRASZTO David	1988			54.25
	Men's 200m Butterfly	VERRASZTO David	1988			1:55.06
	Men's 200m Individual Medley	MOLNAR Akos	1987			2:01.60
		VERRASZTO David	1988			1:54.90
	Men's 400m Individual Medley	VERRASZTO David	1988			4:00.10
IRL - Ireland	Men's 400m Freestyle	MEEGAN Andrew	1990			3:55.44
	Men's 100m Backstroke	O'NEILL Donal	1980			52.98
	Men's 50m Butterfly	O'NEILL Donal	1980			25.48
	Men's 100m Butterfly	O'NEILL Donal	1980			54.93
	Men's 200m Butterfly	MEEGAN Andrew	1990			2:02.97
	Men's 200m Individual Medley	MEEGAN Andrew	1990			2:06.24
	Men's 400m Individual Medley	MEEGAN Andrew	1990			4:23.81
JPN - Japan	Men's 200m Freestyle	HORIHATA Yuya	1990			1:45.96
	Men's 100m Breaststroke	KOSAKA Yuma	1989			1:00.16
		OTSUKA Kazuki	1988			59.20
		TOMITA Naoya	1989			57.97
	Men's 200m Breaststroke	OTSUKA Kazuki	1988			2:04.06
		TOMITA Naoya	1989			2:03.12
		SANO Hidemasa	1984			51.50
	Men's 100m Butterfly	SANO Hidemasa	1984			1:50.90
	Men's 200m Butterfly	SANO Hidemasa	1984			1:50.90
		HORIHATA Yuya	1990			54.12
	Men's 100m Individual Medley	KOSAKA Yuma	1989			53.90
		HORIHATA Yuya	1990			1:55.96
	Men's 200m Individual Medley	KOSAKA Yuma	1989			1:57.95
		OTSUKA Kazuki	1988			1:57.46
		SANO Hidemasa	1984			1:53.80
SETO Daiya		1994			1:55.45	
HORIHATA Yuya		1990			4:05.02	
Men's 400m Individual Medley	SANO Hidemasa	1984			4:06.00	
	SETO Daiya	1994			4:04.28	
	HORIHATA Yuya	1990			4:04.28	
KOR - Korea	Men's 50m Breaststroke	CHOI Kyuwoong	1990			28.58
	Men's 100m Breaststroke	CHOI Kyuwoong	1990			1:01.00
	Men's 200m Breaststroke	CHOI Kyuwoong	1990			2:11.17
	Men's 50m Butterfly	CHANG Gyu Cheol	1992			24.05
	Men's 100m Butterfly	CHANG Gyu Cheol	1992			53.13
	Men's 200m Butterfly	CHANG Gyu Cheol	1992			1:58.02
	Men's 200m Individual Medley	CHOI Kyuwoong	1990			2:03.34

Timing & Data Handling by OMEGA

NOC	Event	Name	Year of Birth	Height (m/ft in)	Weight (kg/lbs)	Qualifying Time
NOR - Norway	Men's 50m Freestyle	REE Ole Martin	1992			23.54
	Men's 100m Freestyle	REE Ole Martin	1992			50.65
	Men's 200m Freestyle	REE Ole Martin	1992			1:49.15
	Men's 50m Backstroke	NAESS Sverre	1992			25.23
		SOLLI Lavrans	1992			24.67
	Men's 100m Backstroke	SOLLI Lavrans	1992			53.42
	Men's 200m Backstroke	SOLLI Lavrans	1992			1:58.18
	Men's 50m Breaststroke	HETLAND Aleksander	1982			26.29
		NAESS Sverre	1992			27.97
		OEN Alexander Dale	1985			27.56
	Men's 100m Breaststroke	HETLAND Aleksander	1982			58.58
		NAESS Sverre	1992			1:00.94
		OEN Alexander Dale	1985			58.64
	Men's 200m Breaststroke	NAESS Sverre	1992			2:13.52
		OEN Alexander Dale	1985			2:12.17
	Men's 50m Butterfly	REE Ole Martin	1992			25.71
	Men's 100m Individual Medley	HETLAND Aleksander	1982			54.63
NZL - New Zealand	Men's 50m Breaststroke	SNYDERS Glenn	1987			27.78
	Men's 100m Breaststroke	SNYDERS Glenn	1987			1:00.06
	Men's 200m Breaststroke	SNYDERS Glenn	1987			2:14.40
POL - Poland	Men's 200m Freestyle	KORZENIOWSKI Pawel	1985			1:48.70
	Men's 50m Backstroke	KAWECKI Radoslaw	1991			26.30
	Men's 100m Backstroke	KAWECKI Radoslaw	1991			54.91
	Men's 200m Backstroke	KAWECKI Radoslaw	1991			1:56.90
	Men's 200m Butterfly	KORZENIOWSKI Pawel	1985			1:55.58
POR - Portugal	Men's 50m Freestyle	VENANCIO Tiago	1987			22.50
	Men's 100m Freestyle	VENANCIO Tiago	1987			48.16
	Men's 200m Freestyle	VENANCIO Tiago	1987			1:48.70
	Men's 50m Butterfly	VENANCIO Tiago	1987			23.65
	Men's 100m Butterfly	VENANCIO Tiago	1987			53.10
	Men's 100m Individual Medley	VENANCIO Tiago	1987			55.70
RSA - South Africa	Men's 100m Butterfly	LE Clos Chad	1992			52.12
	Men's 200m Butterfly	LE Clos Chad	1992			1:51.56
	Men's 200m Individual Medley	LE Clos Chad	1992			1:56.00
	Men's 400m Individual Medley	LE Clos Chad	1992			4:03.74
SIN - Singapore	Men's 50m Freestyle	NG Mattias	1993			23.93
		YONG Jerryl	1996			25.11
	Men's 100m Freestyle	NG Mattias	1993			52.75
		YONG Jerryl	1996			54.01
	Men's 200m Freestyle	NG Mattias	1993			1:54.86
		YONG Jerryl	1996			1:58.24
	Men's 400m Freestyle	NG Mattias	1993			4:08.87
	Men's 100m Butterfly	YONG Jerryl	1996			57.19
	Men's 50m Freestyle	SORAK Stefan	1992			23.90
		STJEPANOVIC Velimir	1993			22.20
SRB - Serbia	Men's 100m Freestyle	SORAK Stefan	1992			50.82
		STJEPANOVIC Velimir	1993			48.49
	Men's 200m Freestyle	SORAK Stefan	1992			1:48.80
		STJEPANOVIC Velimir	1993			1:49.86
	Men's 400m Freestyle	SORAK Stefan	1992			3:48.88
		STJEPANOVIC Velimir	1993			3:48.82
	Men's 1500m Freestyle	SORAK Stefan	1992			15:29.17
		STJEPANOVIC Velimir	1993			15:31.40
	Men's 100m Butterfly	STJEPANOVIC Velimir	1993			53.00
	Men's 200m Butterfly	STJEPANOVIC Velimir	1993			1:57.35
	Men's 200m Individual Medley	SORAK Stefan	1992			2:03.90

Timing & Data Handling by OMEGA

NOC	Event	Name	Year of Birth	Height (m/ft in)	Weight (kg/lbs)	Qualifying Time
SUI - Switzerland	Men's 50m Freestyle	LANG Flori	1983			22.37
		LIESS Alexandre	1991			22.93
		VAN Dooren Erik	1991			22.44
	Men's 100m Freestyle	LANG Flori	1983			49.94
		RÄUFTLIN Lukas	1989			50.09
		VAN Dooren Erik	1991			49.66
	Men's 200m Freestyle	LIESS Alexandre	1991			1:49.05
		RÄUFTLIN Lukas	1989			1:50.09
		VAN Dooren Erik	1991			1:49.81
	Men's 50m Backstroke	LANG Flori	1983			24.16
	Men's 100m Backstroke	LANG Flori	1983			54.28
		RÄUFTLIN Lukas	1989			53.67
	Men's 200m Backstroke	RÄUFTLIN Lukas	1989			1:54.69
	Men's 50m Butterfly	LANG Flori	1983			23.56
		VAN Dooren Erik	1991			25.62
	Men's 200m Butterfly	LIESS Alexandre	1991			1:57.76
Men's 100m Individual Medley	RÄUFTLIN Lukas	1989			57.43	

Timing & Data Handling by OMEGA

NOC	Event	Name	Year of Birth	Height (m/ft in)	Weight (kg/lbs)	Qualifying Time
SWE - Sweden	Men's 50m Freestyle	ARVIDSSON Anton	1994			24.39
		BENGTSSON Johan	1991			23.12
		FLODQVIST Pontus	1988			22.37
		GALIC Toni	1989			23.90
		HOLMSTRÖM Jonas	1992			23.35
		KÄRKI Johannes	1993			23.68
		MAGNUSSON Linus	1990			23.51
		MÄRTENSSON Robin	1991			24.40
		NYSTRAND Stefan	1981			21.32
		NYSTRÖM Alexander	1990			22.62
		SCHÖN Svensson Adam	1991			24.73
		STYMNE Petter	1983			21.84
		THORSELL Mattias	1989			23.45
		WIDÉN Johan	1986			25.33
	Men's 100m Freestyle	ANDERSSON Anton	1993			51.61
		ANESTEN Arwid	1995			55.98
		ARVIDSSON Anton	1994			52.66
		ARVIDSSON Ossian	1992			52.95
		BENGTSSON Johan	1991			49.92
		BERGGREN Alexander	1994			54.74
		CARLSSON Mattias	1990			50.95
		EKSTRÖM Oscar	1994			50.14
		ERNSTSSON David	1992			49.82
		FLODQVIST Pontus	1988			49.86
		FRÖLANDER Lars	1974			47.86
		HAGSTRÖM Marcus	1991			50.96
		HILDESSON Johan	1992			53.28
		HOLMSTRÖM Jonas	1992			50.77
		JOHANNESSON Adrian	1995			52.86
		JONSSON Jesper	1993			50.78
		LEJDSTRÖM Gustav	1992			51.07
		LINGE Alexander	1992			50.34
		MAGNUSSON Linus	1990			51.20
		MÄRTENSSON Robin	1991			53.26
		NYSTRAND Stefan	1981			46.70
		SCHÖN Svensson Adam	1991			54.25
		STYMNE Petter	1983			47.89
	THORSTRAND Gustav	1994			55.74	
	WESTERGREN Mats	1994			51.40	
	WIDÉN Johan	1986			53.04	
	Men's 200m Freestyle	ANDERSSON Anton	1993			1:51.44
		ARVIDSSON Anton	1994			1:57.65
		ARVIDSSON Ossian	1992			1:57.57
		BENGTSSON Johan	1991			1:51.33
		BERGGREN Alexander	1994			1:57.47
		CARLSSON Mattias	1990			1:48.56
		EKSTRÖM Oscar	1994			1:47.99
ERNSTSSON David		1992			1:48.44	
HAGSTRÖM Marcus		1991			1:54.09	
HILDESSON Johan		1992			1:55.07	
HOLMSTRÖM Jonas		1992			1:54.80	
JOHANNESSON Adrian		1995			1:54.63	
LEJDSTRÖM Gustav		1992			1:47.71	
LINGE Alexander		1992			1:54.79	
PAULSSON Adam		1995			1:51.84	
SCHÖN Svensson Adam		1991			1:56.66	
THORSTRAND Gustav		1994			1:56.97	
WESTERGREN Mats		1994			1:51.24	
WIDÉN Johan	1986			1:56.58		
Men's 400m Freestyle	ANDERSSON Anton	1993			3:59.76	
	BERGGREN Alexander	1994			4:12.06	

Timing & Data Handling by OMEGA

NOC	Event	Name	Year of Birth	Height (m/ft in)	Weight (kg/lbs)	Qualifying Time
		CARLSSON Mattias	1990			3:50.89
		EKSTRÖM Oscar	1994			3:51.98
		ERIKSSON Gusten	1994			4:04.91
		HILDESSON Johan	1992			4:09.50
		JOHANNESSON Adrian	1995			4:05.39
		LEJDSTRÖM Gustav	1992			3:49.23
		PAULSSON Adam	1995			3:57.99
		SCHÖN Svensson Adam	1991			4:08.60
		WESTERGREN Mats	1994			3:55.37
		WIDÉN Johan	1986			4:09.76
	Men's 1500m Freestyle	BERGGREN Alexander	1994			16:44.93
		ERIKSSON Gusten	1994			16:12.58
		HILDESSON Johan	1992			16:39.11
		PAULSSON Adam	1995			15:49.90
	Men's 50m Backstroke	ANESTEN Arwid	1995			29.42
		ARVIDSSON Ossian	1992			28.39
		BERGMAN Fabian	1994			27.63
		BORIN Niklas	1989			24.54
		BÄLTER Samuel	1991			26.78
		HOLMBERG Sebastian	1991			24.96
		HÖKFELT Gustav	1994			29.76
		JOHANSSON Oskar	1993			28.75
		KARLSSON Adam	1994			26.99
		KARLSSON Christian	1993			26.72
		KARLSSON Tobias	1991			26.13
		LUTULA Antonio	1993			27.31
		NILSSON Martin	1993			25.46
		NYSTRÖM Alexander	1990			24.92
		PALMQVIST Pontus	1991			25.66
		PETTERSSON Axel	1995			26.77
		RENHOLM Pontus	1986			25.68
		SUNDIN Konstantin	1987			25.33
		UHLIN Joakim	1994			29.28
	Men's 100m Backstroke	ANESTEN Arwid	1995			1:01.25
		ARVIDSSON Ossian	1992			1:02.11
		BERGMAN Fabian	1994			58.98
		BORIN Niklas	1989			53.80
		BÄLTER Samuel	1991			57.45
		CARLSSON Mattias	1990			54.47
		HOLMBERG Sebastian	1991			54.52
		JOHANSSON Oskar	1993			1:00.59
		KARLSSON Adam	1994			57.57
		KARLSSON Christian	1993			1:01.91
		KARLSSON Tobias	1991			57.63
		NILSSON Martin	1993			54.51
		NYSTRÖM Alexander	1990			54.86
		PALMQVIST Pontus	1991			55.97
		PETTERSSON Axel	1995			56.67
		RENHOLM Pontus	1986			55.29
		SUNDIN Konstantin	1987			54.42
		UHLIN Joakim	1994			1:01.89
	Men's 200m Backstroke	ANESTEN Arwid	1995			2:15.61
		ARVIDSSON Ossian	1992			2:11.04
		BERGMAN Fabian	1994			2:11.37
		CARLSSON Mattias	1990			1:56.77
		JOHANSSON Oskar	1993			2:11.29
		KARLSSON Adam	1994			2:06.14
		NILSSON Martin	1993			1:59.00
		PETTERSSON Axel	1995			2:01.86
		RENHOLM Pontus	1986			2:04.94
		THOMÉE Lucas	1993			2:07.54

Timing & Data Handling by OMEGA

NOC	Event	Name	Year of Birth	Height (m/ft in)	Weight (kg/lbs)	Qualifying Time
	Men's 50m Breaststroke	ARVIDSSON Anton	1994			31.34
		DORCH Jakob	1985			27.10
		FÜRST Andreas	1990			28.93
		GALIC Toni	1989			29.25
		GOLTERMANN Janne	1989			31.14
		GOMEZ Anton	1995			30.69
		HANSSON Joel Falk	1994			30.59
		JOHANSSON Christian	1988			30.07
		JOHANSSON Johan	1991			28.41
		KÄRKI Johannes	1993			29.06
		MORGAN Alexander	1996			29.43
		OLSSON Fredrik	1994			31.47
		PALOSAARI Robert	1992			29.14
		RIDELL Patric	1993			29.21
		SKAGIUS Johannes	1995			29.45
	TOUR Niklas	1989			27.85	
	Men's 100m Breaststroke	DORCH Jakob	1985			59.92
		FÜRST Andreas	1990			1:01.92
		GALIC Toni	1989			1:06.17
		GOLTERMANN Janne	1989			1:10.40
		GOMEZ Anton	1995			1:07.01
		GUDJONSSON	1993			1:04.98
		KÄRKI Johannes	1993			1:03.71
		MCPHEAT Lachlan	1994			1:09.09
		MORGAN Alexander	1996			1:03.57
		OLSSON Fredrik	1994			1:07.54
		PALOSAARI Robert	1992			1:02.88
		PERSSON Erik	1994			1:03.41
		RIDELL Patric	1993			1:03.57
		SKAGIUS Johannes	1995			1:02.92
		TOUR Niklas	1989			1:01.34
	Men's 200m Breaststroke	DORCH Jakob	1985			2:12.59
		DOVGALYUK Mikhail	1995			2:25.29
		FÜRST Andreas	1990			2:16.64
		GALIC Toni	1989			2:28.47
		GOMEZ Anton	1995			2:25.49
		GUDJONSSON	1993			2:19.97
		JOHANSSON Christian	1988			2:21.18
		KÄRKI Johannes	1993			2:17.11
		MCPHEAT Lachlan	1994			2:27.72
		OLSSON Fredrik	1994			2:27.70
		PALOSAARI Robert	1992			2:14.58
		PERSSON Erik	1994			2:14.20
		RIDELL Patric	1993			2:19.31
		SKAGIUS Johannes	1995			2:21.02
		Men's 50m Butterfly	ALSPARR Patrik	1993		
	ARVIDSSON Anton		1994			26.29
	ARVIDSSON Ossian		1992			27.06
	BENGTSSON Johan		1991			25.67
	BILLQUIST Jesper		1994			26.08
	BÄLTER Samuel		1991			25.34
	EDLUND Andreas		1989			26.20
	EMANUELSSON Erik		1993			26.53
	ERNSTSSON David		1992			24.38
	FLODQVIST Pontus		1988			23.91
	FRÖLANDER Lars		1974			23.08
	HOLMBERG Sebastian		1991			24.09
	LINDBORG Kalle		1994			27.11
	LUNDAHL Daniel		1991			24.73
	PALMQVIST Pontus		1991			24.78
	SUNDIN Björn	1990			25.07	


Timing & Data Handling by OMEGA

NOC	Event	Name	Year of Birth	Height (m/ft in)	Weight (kg/lbs)	Qualifying Time
		THORSELL Mattias	1989			25.87
		TOUR Freddie	1991			25.55
	Men's 100m Butterfly	ARVIDSSON Anton	1994			1:01.71
		ARVIDSSON Ossian	1992			58.80
		BENGTSSON Johan	1991			56.18
		BJÖRK Viktor	1992			56.63
		DOVGALYUK Mikhail	1995			55.86
		EDLUND Andreas	1989			57.62
		EMANUELSSON Erik	1993			58.53
		FRÖLANDER Lars	1974			51.03
		HOLMBERG Sebastian	1991			56.57
		JONSSON Jesper	1993			54.57
		LINDBORG Kalle	1994			58.53
		LINGE Alexander	1992			55.81
		LUNDAHL Daniel	1991			54.21
		MÄRTENSSON Robin	1991			56.96
		PALMQVIST Pontus	1991			54.58
		SUNDIN Björn	1990			55.33
	Men's 200m Butterfly	BJÖRK Viktor	1992			2:02.55
		EDLUND Andreas	1989			2:06.69
		JONSSON Jesper	1993			2:00.96
		LINDBORG Kalle	1994			2:10.73
		SJÖDIN Simon	1986			1:54.41
	Men's 100m Individual Medley	ARVIDSSON Anton	1994			1:00.59
		ARVIDSSON Ossian	1992			1:01.01
		BERGMAN Fabian	1994			1:00.64
		BÄLTER Samuel	1991			57.80
		DOVGALYUK Mikhail	1995			1:00.97
		HAGSTRÖM Marcus	1991			57.32
		LUNDAHL Daniel	1991			57.53
		MÄRTENSSON Robin	1991			58.78
	Men's 200m Individual Medley	ANDERSSON Anton	1993			2:02.56
		ARVIDSSON Anton	1994			2:17.61
		ARVIDSSON Ossian	1992			2:14.75
		DOVGALYUK Mikhail	1995			2:05.44
		EKSTRÖM Oscar	1994			2:05.07
		GUDJONSSON	1993			2:09.89
		HAGSTRÖM Marcus	1991			2:09.41
		HANSSON Joel Falk	1994			2:15.18
		KANTH Linus	1991			2:00.92
		MCPHEAT Lachlan	1994			2:25.46
		PAULSSON Adam	1995			2:07.70
		PERSSON Erik	1994			2:03.32
		SJÖDIN Simon	1986			1:56.13
		WESTERGREN Mats	1994			2:07.02
	Men's 400m Individual Medley	DOVGALYUK Mikhail	1995			4:28.48
		ERIKSSON Gusten	1994			4:42.47
		GUDJONSSON	1993			4:36.50
		KANTH Linus	1991			4:20.02
		PAULSSON Adam	1995			4:29.27
		PERSSON Erik	1994			4:20.01
UAE - United Arab Emirates	Men's 50m Freestyle	ALI Nassib	1994			25.00
	Men's 100m Freestyle	ALI Nassib	1994			57.00
	Men's 50m Breaststroke	AL Shamsi Mohammed	1994			31.00
	Men's 100m Breaststroke	AL Shamsi Mohammed	1994			1:02.00
	Men's 50m Butterfly	AL Kaabi Ali	1997			27.00
		AL Menhali Abdulla	1985			26.90
	Men's 100m Butterfly	AL Kaabi Ali	1997			59.00
		AL Menhali Abdulla	1985			58.00
	Men's 100m Individual Medley	AL Kaabi Ali	1997			1:02.00
		AL Shamsi Mohammed	1994			1:07.00

Timing & Data Handling by OMEGA



FINA/ARENA Swimming World Cup 2011

DUBAI  STOCKHOLM  MOSCOW  BERLIN  SINGAPORE  BEIJING  TOKYO

15-16 October 2011



NOC	Event	Name	Year of Birth	Height (m/ft in)	Weight (kg/lbs)	Qualifying Time
USA - United States	Men's 50m Freestyle	MCGILL Tyler	1987			22.94
	Men's 50m Butterfly	MCGILL Tyler	1987			23.16
	Men's 100m Butterfly	MCGILL Tyler	1987			50.91
	Men's 100m Individual Medley	MCGILL Tyler	1987			

Timing & Data Handling by OMEGA



Entry List by NOC

Liste des inscrits par CNO

As of 14 OCT 2011

NOC	Event	Name	Year of Birth	Height (m/ft in)	Weight (kg/lbs)	Qualifying Time
AUS - Australia	Women's 50m Freestyle	BAINBRIDGE Angie	1989			24.96
		FOSTER Sally	1985			25.11
	Women's 100m Freestyle	BAINBRIDGE Angie	1989			53.11
		BAINBRIDGE Angie	1989			1:53.87
	Women's 200m Freestyle	BAINBRIDGE Angie	1989			4:02.82
	Women's 400m Freestyle	GOH Rachel	1986			26.54
		HOCKING Belinda	1990			26.99
	Women's 50m Backstroke	GOH Rachel	1986			57.36
		HOCKING Belinda	1990			58.23
	Women's 100m Backstroke	HOCKING Belinda	1990			2:03.43
	Women's 200m Backstroke	FOSTER Sally	1985			30.75
	Women's 50m Breaststroke	FOSTER Sally	1985			1:06.11
	Women's 100m Breaststroke	FOSTER Sally	1985			2:20.48
	Women's 200m Breaststroke	FOSTER Sally	1985			2:20.48
	CAN - Canada	Women's 50m Freestyle	KREMER Paige	1996		
VAN Landeghem Chantal			1994			24.59
Women's 100m Freestyle		KREMER Paige	1996			55.66
		MORNINGSTAR Erica	1989			54.10
Women's 50m Backstroke		VAN Landeghem Chantal	1994			53.37
		KREMER Paige	1996			29.89
Women's 100m Backstroke		SNOWGRASS Brooklynn	1994			28.47
		KREMER Paige	1996			1:02.09
Women's 200m Backstroke		SNOWGRASS Brooklynn	1994			59.68
		VAN Landeghem Chantal	1994			58.73
Women's 50m Butterfly		KREMER Paige	1996			2:12.24
		SIWICKI Breanna	1995			2:18.55
Women's 100m Butterfly		SNOWGRASS Brooklynn	1994			2:09.01
		VAN Landeghem Chantal	1994			26.74
Women's 200m Butterfly		VAN Landeghem Chantal	1994			1:00.17
		SIWICKI Breanna	1995			2:17.04
Women's 100m Individual Medley		MORNINGSTAR Erica	1989			1:00.07
		SNOWGRASS Brooklynn	1994			1:05.67
Women's 200m Individual Medley		MORNINGSTAR Erica	1989			2:09.40
		SIWICKI Breanna	1995			2:19.84
Women's 400m Individual Medley	SNOWGRASS Brooklynn	1994			2:15.38	
	SIWICKI Breanna	1995			4:47.77	
CHN - China	Women's 50m Freestyle	ZHENG Yifei	1992			25.33
		ZHENG Yifei	1992			55.15
	Women's 100m Freestyle	SUN Ye	1989			1:06.22
		SUN Ye	1989			2:22.77
	Women's 200m Freestyle	LU Ying	1989			25.49
		GONG Jie	1991			58.98
	Women's 50m Butterfly	LU Ying	1989			56.11
		GONG Jie	1991			2:06.10
	Women's 100m Butterfly	ZHANG Sishi	1993			59.89
		ZHANG Sishi	1993			2:09.97
Women's 200m Butterfly	KOLUKANOVA Jana	1981			24.97	
	DEBES Birita	1995			26.54	
Women's 50m Backstroke	MORTENSEN Gudrun	1997			26.37	
	MORTENSEN Gudrun	1997			58.87	
Women's 100m Backstroke	DEBES Birita	1995			29.00	
	DEBES Birita	1995			1:01.46	
Women's 200m Backstroke	DEBES Birita	1995			28.85	
	LAJUNEN Laura	1992			26.49	
Women's 50m Breaststroke	LAJUNEN Laura	1992			56.66	
	LAJUNEN Laura	1992			2:02.24	
Women's 100m Breaststroke	LAJUNEN Laura	1992			8:47.82	
	LAJUNEN Laura	1992			1:06.40	
Women's 200m Breaststroke	LAJUNEN Laura	1992			1:06.40	
	LAJUNEN Laura	1992			1:06.40	
Women's 400m Breaststroke	LAJUNEN Laura	1992			1:06.40	
	LAJUNEN Laura	1992			1:06.40	
Women's 800m Breaststroke	LAJUNEN Laura	1992			1:06.40	
	LAJUNEN Laura	1992			1:06.40	
Women's 100m Individual Medley	LAJUNEN Laura	1992			1:06.40	
	LAJUNEN Laura	1992			1:06.40	

Timing & Data Handling by OMEGA

NOC	Event	Name	Year of Birth	Height (m/ft in)	Weight (kg/lbs)	Qualifying Time
GBR - Great Britain	Women's 50m Freestyle	TURNER Rebecca	1992			25.32
	Women's 100m Freestyle	FAULKNER Eleanor	1993			56.97
		TURNER Rebecca	1992			55.32
	Women's 200m Freestyle	SPENCER Lucy	1993			2:00.47
		TURNER Rebecca	1992			1:57.96
	Women's 400m Freestyle	FAULKNER Eleanor	1993			4:10.34
		TURNER Rebecca	1992			4:14.38
	Women's 800m Freestyle	FAULKNER Eleanor	1993			8:31.95
	Women's 100m Individual Medley	SPENCER Lucy	1993			1:02.50
	Women's 200m Individual Medley	SPENCER Lucy	1993			2:14.36
Women's 400m Individual Medley	SPENCER Lucy	1993			4:46.68	
GER - Germany	Women's 100m Freestyle	SCHREIBER Daniela	1989			53.41
	Women's 200m Freestyle	SCHREIBER Daniela	1989			1:58.45
	Women's 100m Butterfly	MICHALAK Theresa	1992			59.10
		SCHREIBER Daniela	1989			1:00.01
	Women's 100m Individual Medley	MICHALAK Theresa	1992			59.81
	Women's 200m Individual Medley	MICHALAK Theresa	1992			2:08.10
HUN - Hungary	Women's 200m Freestyle	JAKABOS Zjuzsanna	1989			1:57.55
	Women's 800m Freestyle	VERRASZTO Evelyn	1989			8:26.15
	Women's 200m Backstroke	VERRASZTO Evelyn	1989			2:05.91
	Women's 100m Butterfly	JAKABOS Zjuzsanna	1989			58.36
	Women's 200m Butterfly	JAKABOS Zjuzsanna	1989			2:05.58
	Women's 100m Individual Medley	VERRASZTO Evelyn	1989			58.21
	Women's 200m Individual Medley	JAKABOS Zjuzsanna	1989			2:12.32
		VERRASZTO Evelyn	1989			2:04.64
	Women's 400m Individual Medley	JAKABOS Zjuzsanna	1989			4:28.46
		VERRASZTO Evelyn	1989			4:33.48
IRL - Ireland	Women's 200m Freestyle	COONEY Aisling	1990			2:11.31
	Women's 50m Backstroke	COONEY Aisling	1990			28.37
	Women's 100m Backstroke	COONEY Aisling	1990			59.89
JPN - Japan	Women's 50m Backstroke	WATANABE Kanako	1996			27.96
	Women's 100m Breaststroke	WATANABE Kanako	1996			1:06.36
	Women's 100m Individual Medley	WATANABE Kanako	1996			1:01.28
	Women's 200m Individual Medley	KATO Izumi	1990			2:09.99
	Women's 400m Individual Medley	KATO Izumi	1990			4:32.12
KOR - Korea	Women's 50m Breaststroke	BACK Su Yeon	1991			32.78
		JEONG Darae	1991			31.90
		KIM Hye Jin	1994			31.82
	Women's 100m Breaststroke	BACK Su Yeon	1991			1:09.01
		JEONG Darae	1991			1:08.93
		KIM Hye Jin	1994			1:08.92
	Women's 200m Breaststroke	BACK Su Yeon	1991			2:26.11
		JEONG Darae	1991			2:24.90
		KIM Hye Jin	1994			2:27.18
	Women's 100m Butterfly	CHOI Hye Ra	1991			59.79
	Women's 200m Butterfly	CHOI Hye Ra	1991			2:07.22
	Women's 100m Individual Medley	CHOI Hye Ra	1991			1:02.00
		KIM Seo Yeong	1994			1:01.99
	Women's 200m Individual Medley	CHOI Hye Ra	1991			2:12.85
		KIM Hye Jin	1994			2:16.09
KIM Seo Yeong		1994			2:13.65	
Women's 400m Individual Medley	KIM Seo Yeong	1994			4:45.35	

Timing & Data Handling by OMEGA

NOC	Event	Name	Year of Birth	Height (m/ft in)	Weight (kg/lbs)	Qualifying Time
NOR - Norway	Women's 100m Freestyle	BJÖRLYKKE Veronica	1994			58.32
	Women's 50m Backstroke	BJÖRLYKKE Veronica	1994			29.96
	Women's 100m Backstroke	BJÖRLYKKE Veronica	1994			1:02.57
		SNILDAL Ingvild	1988			59.57
	Women's 200m Backstroke	BJÖRLYKKE Veronica	1994			2:11.42
	Women's 50m Breaststroke	STIBERG Katharina	1988			31.11
	Women's 100m Breaststroke	STIBERG Katharina	1988			1:07.78
	Women's 50m Butterfly	SNILDAL Ingvild	1988			26.04
	Women's 100m Butterfly	SNILDAL Ingvild	1988			57.46
	Women's 100m Individual Medley	BJÖRLYKKE Veronica	1994			1:07.31
	STIBERG Katharina	1988			1:01.37	
NZL - New Zealand	Women's 50m Freestyle	AUSTIN Gabriella	1995			27.43
	Women's 100m Freestyle	AUSTIN Gabriella	1995			58.99
	Women's 200m Freestyle	AUSTIN Gabriella	1995			2:09.32
	Women's 50m Breaststroke	AUSTIN Gabriella	1995			30.33
	Women's 100m Breaststroke	AUSTIN Gabriella	1995			1:05.99
	Women's 100m Individual Medley	AUSTIN Gabriella	1995			1:12.16
SIN - Singapore	Women's 50m Freestyle	TSENG Rachel	1998			27.61
	Women's 100m Freestyle	CHAN Nur Marina	1997			58.59
		TSENG Rachel	1998			59.42
	Women's 200m Freestyle	CHAN Nur Marina	1997			2:07.54
		TSENG Rachel	1998			2:10.47
	Women's 400m Freestyle	CHAN Nur Marina	1997			4:28.78
		TSENG Rachel	1998			4:30.09
	Women's 800m Freestyle	CHAN Nur Marina	1997			9:13.48
	TSENG Rachel	1998			9:12.67	
SUI - Switzerland	Women's 400m Individual Medley	CHAN Nur Marina	1997			5:08.00
	Women's 50m Freestyle	GABRILO Ivana	1984			25.50
	Women's 50m Backstroke	GABRILO Ivana	1984			28.55
	Women's 100m Backstroke	GABRILO Ivana	1984			1:01.11
	Women's 100m Individual Medley	GABRILO Ivana	1984			1:03.20

Timing & Data Handling by OMEGA

NOC	Event	Name	Year of Birth	Height (m/ft in)	Weight (kg/lbs)	Qualifying Time
SWE - Sweden	Women's 50m Freestyle	ALLBERG Jessica	1995			28.20
		ALSHAMMAR Therese	1977			24.04
		BIELICZ Linnéa	1994			27.03
		BYGDEMAN Ulrika	1993			28.69
		CARLÉN Erika	1994			25.86
		COLEMAN Michelle	1993			25.32
		DOLLMAYER Wanda	1996			26.12
		EKSTRAND Malin	1991			26.51
		HANSSON Louise	1996			25.47
		HIPPI Jaqueline	1996			27.22
		KURAS Magdalena	1988			25.37
		LARSSON Philippa	1989			27.36
		LEWIN Marlene Pavlu	1997			27.20
		LINDBORG Nathalie	1991			25.98
		LINDKVIST Josefin	1993			26.05
		LUNUSJKIN Maria	1993			27.95
		MAGNUSSON Maja	1992			27.70
		NORD Therese	1993			27.49
		OLSSON Linnéa	1994			26.24
		SCHWARTZ Jennifer	1994			28.29
		SJÖSTRÖM Sarah	1993			24.85
		VILSHED Claire	1980			24.75
		ÅHLSTRÖM Matilda	1991			26.89
	Women's 100m Freestyle	BERTRAND Céline	1995			55.62
		BIELICZ Linnéa	1994			57.87
		CARLÉN Erika	1994			56.39
		COLEMAN Michelle	1993			54.73
		DOLLMAYER Wanda	1996			57.20
		EKMAN Christine	1994			1:00.05
		EKSTRAND Malin	1991			57.16
		EKSTRÖM Vilma	1994			56.83
		ERIKSEN Josefin	1995			57.20
		ERIKSSON Jessica	1995			58.65
		FAGUNDEZ Gabriella	1985			54.24
		HANSSON Louise	1996			54.29
		HIPPI Jaqueline	1996			58.17
		KURAS Magdalena	1988			55.00
		LARSSON Philippa	1989			59.32
		LEWIN Marlene Pavlu	1997			58.66
		LINDBORG Nathalie	1991			56.24
		LINDKVIST Josefin	1993			56.88
		LUNUSJKIN Maria	1993			1:00.79
		MAGNUSSON Maja	1992			59.88
		MARKO Varga Ida	1985			54.08
		OLSSON Linnéa	1994			56.81
		SJÖSTRÖM Sarah	1993			53.13
		VILSHED Claire	1980			54.24
ÅHLSTRÖM Matilda	1991			59.09		
Women's 200m Freestyle	ANDERSSON Madelene	1995			2:06.36	
	BIELICZ Linnéa	1994			2:03.91	
	COLEMAN Michelle	1993			1:59.24	
	DOLLMAYER Wanda	1996			2:08.54	
	EKELUND Rebecka	1992			1:59.00	
	EKMAN Christine	1994			2:09.98	
	EKSTRÖM Vilma	1994			2:02.46	
	ERICSSON Elsa	1995			2:02.16	
	ERIKSEN Josefin	1995			2:03.00	
	FAGUNDEZ Gabriella	1985			1:55.58	
	GRANLUND Petra	1987			1:55.22	
	GRANSTRÖM Martina	1991			1:58.45	
	GUZHENKOVA Anastasia	1997			2:07.85	

Timing & Data Handling by OMEGA

NOC	Event	Name	Year of Birth	Height (m/ft in)	Weight (kg/lbs)	Qualifying Time
		HIPPI Jaqueline	1996			2:04.35
		HIPPI Josefine	1994			2:05.72
		LEWIN Marlene Pavlu	1997			2:09.80
		LINDBORG Nathalie	1991			2:05.55
		LINDKVIST Josefin	1993			2:05.60
		MAGNUSSON Maja	1992			2:08.54
		MARKO Varga Ida	1985			1:57.08
		OLSSON Linnéa	1994			2:02.78
		SJÖSTRÖM Sarah	1993			1:56.48
	Women's 400m Freestyle	ANDERSSON Desirée	1990			4:42.91
		ANDERSSON Madelene	1995			4:23.25
		BIELICZ Linnéa	1994			4:27.89
		DOLLMAYER Wanda	1996			4:32.15
		EKELUND Rebecka	1992			4:09.54
		EKSTRÖM Vilma	1994			4:18.35
		ERICSSON Elsa	1995			4:20.61
		FAGUNDEZ Gabriella	1985			4:05.28
		HIPPI Josefine	1994			4:24.38
		HÄGGLUND Björklund	1995			4:27.76
		LEWIN Marlene Pavlu	1997			4:40.86
		SALOMONSSON Nadja	1992			4:20.79
		SJÖSTRÖM Sarah	1993			4:08.22
	Women's 800m Freestyle	ANDERSSON Desirée	1990			9:47.94
		ANDERSSON Madelene	1995			8:59.72
		EKELUND Rebecka	1992			8:36.02
		ERICSSON Elsa	1995			8:58.80
		FAGUNDEZ Gabriella	1985			8:30.50
		HIPPI Josefine	1994			9:03.88
	Women's 50m Backstroke	ALLBERG Jessica	1995			29.51
		ANGBERG Matilda	1990			31.59
		BIELICZ Linnéa	1994			30.50
		CARLÉN Erika	1994			30.13
		ERICSSON Lovisa	1993			28.59
		ERIKSSON Jessica	1995			30.02
		ERIKSSON Linda	1991			29.41
		HAFSTRÖM Sandra	1991			28.58
		KURAS Magdalena	1988			27.60
		LEWIN Marlene Pavlu	1997			31.01
		LINDBORG Ida	1994			28.83
		LINDQUIST Camilla	1993			30.72
		NORD Therese	1993			29.59
		OLSSON Linnéa	1994			29.35
		PETTERSSON Johanna	1992			29.52
		SUNDIN Natasha	1990			28.55
	Women's 100m Backstroke	ALLBERG Jessica	1995			1:04.25
		ANDERSSON Beatrice	1989			1:02.80
		ANGBERG Matilda	1990			1:05.75
		CARLÉN Erika	1994			1:03.41
		COLEMAN Michelle	1993			58.86
		ERIKSEN Josefin	1995			1:01.94
		ERIKSSON Jessica	1995			1:03.96
		ERIKSSON Linda	1991			1:02.82
		HAFSTRÖM Sandra	1991			59.72
		LEWIN Marlene Pavlu	1997			1:04.81
		LINDBORG Ida	1994			1:00.96
		LINDQUIST Camilla	1993			1:04.52
		OLSSON Linnéa	1994			1:02.18
		PETTERSSON Johanna	1992			1:04.05
		SUNDIN Natasha	1990			1:01.66
		SVENSSON Sofia	1993			1:03.25
	Women's 200m Backstroke	ANDERSSON Beatrice	1989			2:15.55

Timing & Data Handling by OMEGA

NOC	Event	Name	Year of Birth	Height (m/ft in)	Weight (kg/lbs)	Qualifying Time
		ERIKSEN Josefin	1995			2:15.85
		ERIKSSON Linda	1991			2:15.41
		HAFSTRÖM Sandra	1991			2:07.22
		LEWIN Marlene Pavlu	1997			2:20.97
		LINDBORG Ida	1994			2:08.29
		PETTERSSON Johanna	1992			2:16.04
		SVENSSON Sofia	1993			2:14.68
	Women's 50m Breaststroke	ALLBERG Jessica	1995			35.64
		BENGTSSON Andrea	1991			32.72
		BYGDEMAN Ulrika	1993			34.15
		ERIKSSON Jessica	1993			31.81
		HÖSTMAN Joline	1988			30.66
		JOHANSSON Jennie	1988			30.10
		KUMBLAD Helena	1987			31.90
		LINDSTRÖM Elin	1993			32.24
		NORDIN Carolina	1987			35.80
		NYBERG Ebba	1982			31.75
		SANDGREN Ulrica	1994			32.27
		STRÖMSTEDT Fanny	1996			34.97
		WESTERLUND Lina	1995			33.44
		WESTMAN Malin	1995			33.17
	Women's 100m Breaststroke	BENGTSSON Andrea	1991			1:11.16
		BYGDEMAN Ulrika	1993			1:14.29
		DAHLBERG Jonna	1995			1:11.87
		ERIKSSON Jessica	1993			1:08.85
		HÖSTMAN Joline	1988			1:05.27
		JOHANSSON Emelie	1996			1:12.60
		JOHANSSON Jennie	1988			1:05.31
		KUMBLAD Helena	1987			1:10.56
		MÄRTENSSON Elin	1993			1:08.91
		NORDIN Carolina	1987			1:14.86
		NORRMAN Vendela	1995			1:13.51
		OTTOSSON-BIXO Sara	1995			1:12.82
		SANDGREN Ulrica	1994			1:10.59
		STRÖMSTEDT Fanny	1996			1:14.57
		WESTERLUND Lina	1995			1:11.94
		WESTMAN Malin	1995			1:10.64
	Women's 200m Breaststroke	BENGTSSON Andrea	1991			2:34.75
		BYGDEMAN Ulrika	1993			2:41.56
		ERIKSSON Jessica	1993			2:26.50
		HÖSTMAN Joline	1988			2:19.57
		JOHANSSON Emelie	1996			2:30.73
		MÄRTENSSON Elin	1993			2:27.44
		NORDIN Carolina	1987			2:44.48
		NORRMAN Vendela	1995			2:34.82
		NOVIKOVA Irina	1995			2:25.52
		OTTOSSON-BIXO Sara	1995			2:32.19
		SANDGREN Ulrica	1994			2:36.68
		STRÖMSTEDT Fanny	1996			2:40.66
		WESTERLUND Lina	1995			2:38.52
		WESTMAN Malin	1995			2:32.00
	Women's 50m Butterfly	ALSHAMMAR Therese	1977			24.87
		ANDERSSON E	1994			29.42
		BERTRAND Céline	1995			27.53
		BIELICZ Linnéa	1994			29.21
		DOLLMAYER Wanda	1996			29.24
		GUZHENKOVA Anastasia	1997			29.93
		HANSSON Louise	1996			27.54
		HIPPI Jaqueline	1996			29.20
		LARSSON Philippa	1989			
		LINDBORG Nathalie	1991			28.56

Timing & Data Handling by OMEGA

NOC	Event	Name	Year of Birth	Height (m/ft in)	Weight (kg/lbs)	Qualifying Time
		LINDKVIST Josefin	1993			28.20
		NORD Therese	1993			28.14
		ROSENQUIST Ebba	1989			28.68
		SCHWARTZ Jennifer	1994			30.08
		SUNDIN Natasha	1990			27.74
		UUSARO Alexandra	1995			29.22
		ÖHGREN Sanna	1991			29.85
	Women's 100m Butterfly	ALSHAMMAR Therese	1977			55.53
		ANDERSSON E	1994			1:05.78
		BARON Linda	1995			1:05.46
		BERTRAND Céline	1995			1:03.74
		GRANLUND Petra	1987			57.85
		GRANSTRÖM Martina	1991			57.90
		GUZHENKOVA Anastasia	1997			1:01.49
		HANSSON Louise	1996			1:00.23
		HIPPI Jaqueline	1996			1:04.84
		KARELL Emma	1994			1:05.33
		ROSENQUIST Ebba	1989			1:02.99
		SJÖSTRÖM Sarah	1993			57.31
		UGOLKOVA Maria	1989			59.60
		UUSARO Alexandra	1995			1:04.18
		ÖHGREN Sanna	1991			1:02.95
	Women's 200m Butterfly	BARON Linda	1995			2:21.43
		GRANLUND Petra	1987			2:04.38
		GRANSTRÖM Martina	1991			2:05.63
		GUZHENKOVA Anastasia	1997			2:15.65
		KARELL Emma	1994			2:23.53
		MARKO Varga Ida	1985			2:07.43
		ROSENQUIST Ebba	1989			2:21.09
		SANDIN Ida	1985			2:11.89
		UUSARO Alexandra	1995			2:20.36
		ÖHGREN Sanna	1991			2:18.88
	Women's 100m Individual Medley	ANDERSSON Beatrice	1989			1:04.86
		DAHLBERG Jonna	1995			1:05.51
		HANSSON Louise	1996			1:01.82
		KURAS Magdalena	1988			1:01.65
		THYDÉN Sara	1989			1:01.86
		UGOLKOVA Maria	1989			1:03.59
		ÖHGREN Sanna	1991			1:08.53
	Women's 200m Individual Medley	ANDERSSON Beatrice	1989			2:16.49
		DAHLBERG Jonna	1995			2:20.31
		EKSTRÖM Vilma	1994			2:16.41
		LUNUSJKIN Maria	1993			2:31.73
		MARKO Varga Ida	1985			2:12.88
		SALOMONSSON Nadja	1992			2:15.88
		SANDIN Ida	1985			2:11.07
		THYDÉN Sara	1989			2:10.98
		UGOLKOVA Maria	1989			2:17.86
		ÖHGREN Sanna	1991			2:19.42
	Women's 400m Individual Medley	BERTRAND Céline	1995			4:57.03
		DAHLBERG Jonna	1995			5:01.61
		FORSGREN Madeleine	1993			5:04.77
		HÄGGLUND Björklund	1995			4:51.81
		LEWIN Marlene Pavlu	1997			5:18.04
		SANDIN Ida	1985			4:40.59
		THYDÉN Sara	1989			4:36.25

Timing & Data Handling by OMEGA

Swimming Daily Schedule

Horaire journalier des épreuves de natation

Session	Start Time	Event	Event No	Phase
Morning	08:30	Women's 800m Freestyle	1	Slowest Heat(s)
	08:41	Men's 100m Freestyle	2	Heats
	08:57	Women's 200m Freestyle	3	Heats
	09:12	Men's 50m Breaststroke	4	Heats
	09:21	Women's 100m Breaststroke	5	Heats
	09:30	Men's 400m Individual Medley	6	Slowest Heat(s)
	09:38	Women's 100m Butterfly	7	Heats
	09:46	Men's 100m Backstroke	8	Heats
	09:57	Women's 50m Backstroke	9	Heats
	10:04	Men's 200m Butterfly	10	Heats
	10:16	Women's 200m Individual Medley	11	Heats
	10:29	Men's 400m Freestyle	12	Heats
	10:53	Women's 50m Freestyle	13	Heats
	11:03	Men's 200m Breaststroke	14	Heats
	11:20	Men's 100m Individual Medley	15	Heats
	11:29	Women's 200m Backstroke	16	Heats
	11:37	Men's 50m Butterfly	17	Heats
11:46	Men's 50m Butterfly	317	Swim-Off	

Timing & Data Handling by OMEGA

Session	Start Time	Event	Event No	Phase
Afternoon	15:50	Women's 800m Freestyle	101	Fastest Heat(s)
	16:00	Men's 100m Freestyle	102	Final
	16:04	Women's 200m Freestyle	103	Final
	16:09	Men's 50m Breaststroke	104	Final
	16:13	Women's 100m Breaststroke	105	Final
	16:17	Women's 800m Freestyle		Victory Ceremony
	16:19	Men's 100m Freestyle		Victory Ceremony
	16:21	Women's 200m Freestyle		Victory Ceremony
	16:23	Men's 50m Breaststroke		Victory Ceremony
	16:25	Men's 400m Individual Medley	106	Fastest Heat(s)
	16:33	Women's 100m Butterfly	107	Final
	16:37	Men's 100m Backstroke	108	Final
	16:41	Women's 50m Backstroke	109	Final
	16:45	Women's 100m Breaststroke		Victory Ceremony
	16:47	Men's 400m Individual Medley		Victory Ceremony
	16:49	Women's 100m Butterfly		Victory Ceremony
	16:51	Men's 100m Backstroke		Victory Ceremony
	16:53	Men's 200m Butterfly	110	Final
	16:58	Women's 200m Individual Medley	111	Final
	17:03	Men's 400m Freestyle	112	Final
	17:11	Women's 50m Freestyle	113	Final
	17:15	Women's 50m Backstroke		Victory Ceremony
	17:17	Men's 200m Butterfly		Victory Ceremony
	17:19	Women's 200m Individual Medley		Victory Ceremony
	17:21	Men's 400m Freestyle		Victory Ceremony
	17:23	Men's 200m Breaststroke	114	Final
	17:28	Men's 100m Individual Medley	115	Final
	17:32	Women's 200m Backstroke	116	Final
	17:37	Men's 50m Butterfly	117	Final
	17:41	Women's 50m Freestyle		Victory Ceremony
	17:43	Men's 200m Breaststroke		Victory Ceremony
	17:45	Men's 100m Individual Medley		Victory Ceremony
	17:47	Women's 200m Backstroke		Victory Ceremony
	17:49	Men's 50m Butterfly		Victory Ceremony

NOTES

All times subject to change.

Timing & Data Handling by OMEGA

Swimming Daily Schedule

Horaire journalier des épreuves de natation

Session	Start Time	Event	Event No	Phase
Morning	08:30	Men's 1500m Freestyle	18	Slowest Heat(s)
		Women's 100m Freestyle	19	Heats
		Men's 200m Freestyle	20	Heats
		Women's 50m Breaststroke	21	Heats
		Men's 100m Breaststroke	22	Heats
		Women's 400m Individual Medley	23	Slowest Heat(s)
		Men's 100m Butterfly	24	Heats
		Women's 100m Backstroke	25	Heats
		Men's 50m Backstroke	26	Heats
		Women's 200m Butterfly	27	Heats
		Men's 200m Individual Medley	28	Heats
		Women's 400m Freestyle	29	Heats
		Men's 50m Freestyle	30	Heats
		Women's 200m Breaststroke	31	Heats
		Women's 100m Individual Medley	32	Heats
		Men's 200m Backstroke	33	Heats
		Women's 50m Butterfly	34	Heats
		Men's 1500m Freestyle	18	Slowest Heat(s)
		Women's 100m Freestyle	19	Heats
		Men's 200m Freestyle	20	Heats

Timing & Data Handling by OMEGA

Session	Start Time	Event	Event No	Phase
Afternoon	15:40	Men's 1500m Freestyle	118	Fastest Heat(s)
	16:00	Women's 100m Freestyle	119	Final
	16:04	Men's 200m Freestyle	120	Final
	16:09	Women's 50m Breaststroke	121	Final
	16:13	Men's 100m Breaststroke	122	Final
	16:17	Men's 1500m Freestyle		Victory Ceremony
	16:19	Women's 100m Freestyle		Victory Ceremony
	16:21	Men's 200m Freestyle		Victory Ceremony
	16:23	Women's 50m Breaststroke		Victory Ceremony
	16:25	Women's 400m Individual Medley	123	Fastest Heat(s)
	16:33	Men's 100m Butterfly	124	Final
	16:37	Women's 100m Backstroke	125	Final
	16:41	Men's 50m Backstroke	126	Final
	16:45	Men's 100m Breaststroke		Victory Ceremony
	16:47	Women's 400m Individual Medley		Victory Ceremony
	16:49	Men's 100m Butterfly		Victory Ceremony
	16:51	Women's 100m Backstroke		Victory Ceremony
	16:53	Women's 200m Butterfly	127	Final
	16:58	Men's 200m Individual Medley	128	Final
	17:03	Women's 400m Freestyle	129	Final
	17:11	Men's 50m Freestyle	130	Final
	17:15	Men's 50m Backstroke		Victory Ceremony
	17:17	Women's 200m Butterfly		Victory Ceremony
	17:19	Men's 200m Individual Medley		Victory Ceremony
	17:21	Women's 400m Freestyle		Victory Ceremony
	17:23	Women's 200m Breaststroke	131	Final
	17:28	Women's 100m Individual Medley	132	Final
	17:32	Men's 200m Backstroke	133	Final
	17:37	Women's 50m Butterfly	134	Final
	17:41	Men's 50m Freestyle		Victory Ceremony
	17:43	Women's 200m Breaststroke		Victory Ceremony
	17:45	Women's 100m Individual Medley		Victory Ceremony
	17:47	Men's 200m Backstroke		Victory Ceremony
	17:49	Women's 50m Butterfly		Victory Ceremony

NOTES

All times subject to change.

Timing & Data Handling by OMEGA

Medallists by Event

Médaillés par épreuve

AFTER 34 OF 34 EVENTS

As of 16 OCT 2011

Event	Date	Medal	Name	NOC
Women's 50m Freestyle	15 OCT 2011	GOLD	ALSHAMMAR Therese	SWE
		SILVER	BAINBRIDGE Angie	AUS
		BRONZE	VILSHED Claire	CLB
Women's 100m Freestyle	16 OCT 2011	GOLD	SJÖSTRÖM Sarah	SWE
		SILVER	BAINBRIDGE Angie	AUS
		BRONZE	SCHREIBER Daniela	GER
Women's 200m Freestyle	15 OCT 2011	GOLD	SJÖSTRÖM Sarah	SWE
		SILVER	BAINBRIDGE Angie	AUS
		BRONZE	SCHREIBER Daniela	GER
Women's 400m Freestyle	16 OCT 2011	GOLD	BAINBRIDGE Angie	AUS
		SILVER	SJÖSTRÖM Sarah	SWE
		BRONZE	FAULKNER Eleanor	GBR
Women's 800m Freestyle	15 OCT 2011	GOLD	VERRASZTO Evelyn	HUN
		SILVER	FAULKNER Eleanor	GBR
		BRONZE	FAGUNDEZ Gabriella	SWE
Women's 50m Backstroke	15 OCT 2011	GOLD	GOH Rachel	AUS
		SILVER	HOCKING Belinda	AUS
		BRONZE	KURAS Magdalena	CLB
Women's 100m Backstroke	16 OCT 2011	GOLD	GOH Rachel	AUS
		SILVER	HOCKING Belinda	AUS
		BRONZE	COLEMAN Michelle	SWE
Women's 200m Backstroke	15 OCT 2011	GOLD	HOCKING Belinda	AUS
		SILVER	SNODGRASS Brooklynn	CAN
		BRONZE	HAFSTRÖM Sandra	CLB
Women's 50m Breaststroke	16 OCT 2011	GOLD	JOHANSSON Jennie	SWE
		SILVER	KIM Hye Jin	KOR
		BRONZE	STIBERG Katharina	NOR
Women's 100m Breaststroke	15 OCT 2011	GOLD	JOHANSSON Jennie	SWE
		SILVER	SUN Ye	CHN
		BRONZE	KIM Hye Jin	KOR
Women's 200m Breaststroke	16 OCT 2011	GOLD	KIM Hye Jin	KOR
		SILVER	HÖSTMAN Joline	SWE
		BRONZE	JEONG Darae	KOR
Women's 50m Butterfly	16 OCT 2011	GOLD	ALSHAMMAR Therese	SWE
		SILVER	LU Ying	CHN
		BRONZE	SNILDAL Ingvild	NOR
Women's 100m Butterfly	15 OCT 2011	GOLD	ALSHAMMAR Therese	SWE
		SILVER	LU Ying	CHN
		BRONZE	SJÖSTRÖM Sarah	SWE
Women's 200m Butterfly	16 OCT 2011	GOLD	GONG Jie	CHN
		SILVER	CHOI Hye Ra	KOR
		BRONZE	GRANSTRÖM Martina	SWE
Women's 100m Individual Medley	16 OCT 2011	GOLD	MICHALAK Theresa	GER
		SILVER	MORNINGSTAR Erica	CAN
		BRONZE	WATANABE Kanako	JPN
Women's 200m Individual Medley	15 OCT 2011	GOLD	MORNINGSTAR Erica	CAN
		SILVER	KATO Izumi	JPN
		BRONZE	CHOI Hye Ra	KOR

Timing & Data Handling by OMEGA

Event	Date	Medal	Name	NOC
Women's 400m Individual Medley	16 OCT 2011	GOLD	JAKABOS Zsuzsanna	HUN
		SILVER	KATO Izumi	JPN
		BRONZE	VERRASZTO Evelyn	HUN
Men's 50m Freestyle	16 OCT 2011	GOLD	NYSTRAND Stefan	SWE
		SILVER	HAYDEN Brent	CAN
		BRONZE	STYMNE Petter	SWE
Men's 100m Freestyle	15 OCT 2011	GOLD	NYSTRAND Stefan	SWE
		SILVER	HAYDEN Brent	CAN
		BRONZE	ABOOD Matthew	AUS
Men's 200m Freestyle	16 OCT 2011	GOLD	BIEDERMANN Paul	GER
		SILVER	LE CLOS Chad	RSA
		BRONZE	HORIHATA Yuya	JPN
Men's 400m Freestyle	15 OCT 2011	GOLD	BIEDERMANN Paul	GER
		SILVER	SORAK Stefan	SRB
		BRONZE	JOENSEN Pal	FAR
Men's 1500m Freestyle	16 OCT 2011	GOLD	JOENSEN Pal	FAR
		SILVER	SORAK Stefan	SRB
		BRONZE	OLIVEIRA Marcos	BRA
Men's 50m Backstroke	16 OCT 2011	GOLD	LANG Flori	SUI
		SILVER	BORIN Niklas	CLB
		BRONZE	SOLLI Lavrans	NOR
Men's 100m Backstroke	15 OCT 2011	GOLD	TO Kenneth	AUS
		SILVER	SOLLI Lavrans	NOR
		BRONZE	CARLSSON Mattias	SWE
Men's 200m Backstroke	16 OCT 2011	GOLD	LE CLOS Chad	RSA
		SILVER	FIM Leonardo	BRA
		BRONZE	RÄUFTLIN Lukas	SUI
Men's 50m Breaststroke	15 OCT 2011	GOLD	SNYDERS Glenn	NZL
		SILVER	DALE OEN Alexander	NOR
		BRONZE	HETLAND Aleksander	NOR
Men's 100m Breaststroke	16 OCT 2011	GOLD	DALE OEN Alexander	NOR
		SILVER	SNYDERS Glenn	NZL
		BRONZE	TOMITA Naoya	JPN
Men's 200m Breaststroke	15 OCT 2011	GOLD	TOMITA Naoya	JPN
		SILVER	KOCH Marco	GER
		BRONZE	OTSUKA Kazuki	JPN
Men's 50m Butterfly	15 OCT 2011	GOLD	HUEGILL Geoff	AUS
		SILVER	MCGILL Tyler	USA
		BRONZE	FRÖLANDER Lars	SWE
Men's 100m Butterfly	16 OCT 2011	GOLD	MCGILL Tyler	USA
		SILVER	LE CLOS Chad	RSA
		BRONZE	HUEGILL Geoff	AUS
Men's 200m Butterfly	15 OCT 2011	GOLD	SANO Hidemasa	JPN
		SILVER	LE CLOS Chad	RSA
		BRONZE	KORZENIOWSKI Pawel	POL
Men's 100m Individual Medley	15 OCT 2011	GOLD	TO Kenneth	AUS
		SILVER	KOSAKA Yuma	JPN
		BRONZE	MCGILL Tyler	USA
Men's 200m Individual Medley	16 OCT 2011	GOLD	SETO Daiya	JPN
		SILVER	LE CLOS Chad	RSA
		BRONZE	SANO Hidemasa	JPN
Men's 400m Individual Medley	15 OCT 2011	GOLD	LE CLOS Chad	RSA
		SILVER	SETO Daiya	JPN
		BRONZE	VERRASZTO David	HUN

Timing & Data Handling by OMEGA

Medallists by Nation

Médaillés par nation

AFTER 34 OF 34 EVENTS

As of 16 OCT 2011

Nation	Medal	Event	Name	Time	Date	
Australia (AUS)	GOLD	Women's 400m Free	BAINBRIDGE Angie	4:03.02	16 OCT 2011	
		Women's 50m Back	GOH Rachel	26.63	15 OCT 2011	
		Women's 100m Back	GOH Rachel	57.55	16 OCT 2011	
		Women's 200m Back	HOCKING Belinda	2:05.76	15 OCT 2011	
		Men's 100m Back	TO Kenneth	52.07	15 OCT 2011	
		Men's 50m Fly	HUEGILL Geoff	22.70	15 OCT 2011	
		Men's 100m IM	TO Kenneth	52.02	15 OCT 2011	
	SILVER	Women's 50m Free	BAINBRIDGE Angie	24.57	15 OCT 2011	
		Women's 100m Free	BAINBRIDGE Angie	53.07	16 OCT 2011	
		Women's 200m Free	BAINBRIDGE Angie	1:53.03	15 OCT 2011	
		Women's 50m Back	HOCKING Belinda	27.08	15 OCT 2011	
		Women's 100m Back	HOCKING Belinda	57.78	16 OCT 2011	
	BRONZE	Men's 100m Free	ABOOD Matthew	48.16	15 OCT 2011	
		Men's 100m Fly	HUEGILL Geoff	51.36	16 OCT 2011	
Brazil (BRA)	SILVER	Men's 200m Back	FIM Leornado	1:54.43	16 OCT 2011	
	BRONZE	Men's 1500m Free	OLIVEIRA Marcos	15:13.19	16 OCT 2011	
Canada (CAN)	GOLD	Women's 200m IM	MORNINGSTAR Erica	2:07.90	15 OCT 2011	
		Women's 200m Back	SNODGRASS Brooklynn	2:08.47	15 OCT 2011	
	SILVER	Women's 100m IM	MORNINGSTAR Erica	59.39	16 OCT 2011	
		Men's 50m Free	HAYDEN Brent	21.76	16 OCT 2011	
China (CHN)	GOLD	Men's 100m Free	HAYDEN Brent	47.27	15 OCT 2011	
		Women's 200m Fly	GONG Jie	2:03.91	16 OCT 2011	
	SILVER	Women's 100m Breast	SUN Ye	1:05.65	15 OCT 2011	
		Women's 50m Fly	LU Ying	25.42	16 OCT 2011	
Sweden Clubs (CLB)	SILVER	Women's 100m Fly	LU Ying	56.44	15 OCT 2011	
		Men's 50m Back	BORIN Niklas	25.01	16 OCT 2011	
	BRONZE	Women's 50m Free	VILSHED Claire	24.84	15 OCT 2011	
		Women's 50m Back	KURAS Magdalena	27.55	15 OCT 2011	
Faroe Islands (FAR)	GOLD	Women's 200m Back	HAFSTRÖM Sandra	2:08.68	15 OCT 2011	
		Men's 1500m Free	JOENSEN Pal	14:52.00	16 OCT 2011	
	BRONZE	Men's 400m Free	JOENSEN Pal	3:45.50	15 OCT 2011	
Great Britain (GBR)	SILVER	Women's 800m Free	FAULKNER Eleanor	8:21.19	15 OCT 2011	
	BRONZE	Women's 400m Free	FAULKNER Eleanor	4:04.13	16 OCT 2011	
Germany (GER)	GOLD	Women's 100m IM	MICHALAK Theresa	59.30	16 OCT 2011	
		Men's 200m Free	BIEDERMANN Paul	1:43.44	16 OCT 2011	
		Men's 400m Free	BIEDERMANN Paul	3:43.45	15 OCT 2011	
	SILVER	Men's 200m Breast	KOCH Marco	2:05.25	15 OCT 2011	
		BRONZE	Women's 100m Free	SCHREIBER Daniela	53.26	16 OCT 2011
		Women's 200m Free	SCHREIBER Daniela	1:55.44	15 OCT 2011	
Hungary (HUN)	GOLD	Women's 800m Free	VERRASZTO Evelyn	8:20.78	15 OCT 2011	
		Women's 400m IM	JAKABOS Zsuzsanna	4:29.65	16 OCT 2011	
	BRONZE	Women's 400m Free	VERRASZTO Evelyn	4:35.70	16 OCT 2011	
		Men's 400m IM	VERRASZTO David	4:03.45	15 OCT 2011	
Japan (JPN)	GOLD	Men's 200m Breast	TOMITA Naoya	2:05.13	15 OCT 2011	
		Men's 200m Fly	SANO Hidemasa	1:51.33	15 OCT 2011	

Timing & Data Handling by OMEGA

Nation	Medal	Event	Name	Time	Date
		Men's 200m IM	SETO Daiya	1:54.65	16 OCT 2011
	SILVER	Women's 200m IM	KATO Izumi	2:08.46	15 OCT 2011
		Women's 400m IM	KATO Izumi	4:31.27	16 OCT 2011
		Men's 100m IM	KOSAKA Yuma	53.80	15 OCT 2011
		Men's 400m IM	SETO Daiya	4:03.33	15 OCT 2011
	BRONZE	Women's 100m IM	WATANABE Kanako	1:01.30	16 OCT 2011
		Men's 200m Free	HORIHATA Yuya	1:45.79	16 OCT 2011
		Men's 100m Breast	TOMITA Naoya	59.23	16 OCT 2011
		Men's 200m Breast	OTSUKA Kazuki	2:06.36	15 OCT 2011
		Men's 200m IM	SANO Hidemasa	1:55.01	16 OCT 2011
Korea (KOR)	GOLD	Women's 200m Breast	KIM Hye Jin	2:22.41	16 OCT 2011
	SILVER	Women's 50m Breast	KIM Hye Jin	30.58	16 OCT 2011
		Women's 200m Fly	CHOI Hye Ra	2:04.24	16 OCT 2011
	BRONZE	Women's 100m Breast	KIM Hye Jin	1:06.18	15 OCT 2011
		Women's 200m Breast	JEONG Darae	2:22.59	16 OCT 2011
		Women's 200m IM	CHOI Hye Ra	2:09.39	15 OCT 2011
Norway (NOR)	GOLD	Men's 100m Breast	DALE OEN Alexander	58.30	16 OCT 2011
	SILVER	Men's 100m Back	SOLLI Lavrans	54.13	15 OCT 2011
		Men's 50m Breast	DALE OEN Alexander	27.06	15 OCT 2011
	BRONZE	Women's 50m Breast	STIBERG Katharina	31.29	16 OCT 2011
		Women's 50m Fly	SNILDAL Ingvild	26.27	16 OCT 2011
		Men's 50m Back	SOLLI Lavrans	25.08	16 OCT 2011
		Men's 50m Breast	HETLAND Aleksander	27.13	15 OCT 2011
New Zealand (NZL)	GOLD	Men's 50m Breast	SNYDERS Glenn	27.04	15 OCT 2011
	SILVER	Men's 100m Breast	SNYDERS Glenn	58.47	16 OCT 2011
Poland (POL)	BRONZE	Men's 200m Fly	KORZENIOWSKI Pawel	1:53.93	15 OCT 2011
South Africa (RSA)	GOLD	Men's 200m Back	LE CLOS Chad	1:54.33	16 OCT 2011
		Men's 400m IM	LE CLOS Chad	4:03.10	15 OCT 2011
	SILVER	Men's 200m Free	LE CLOS Chad	1:43.80	16 OCT 2011
		Men's 100m Fly	LE CLOS Chad	51.15	16 OCT 2011
		Men's 200m Fly	LE CLOS Chad	1:51.88	15 OCT 2011
		Men's 200m IM	LE CLOS Chad	1:54.93	16 OCT 2011
Serbia (SRB)	SILVER	Men's 400m Free	SORAK Stefan	3:45.09	15 OCT 2011
		Men's 1500m Free	SORAK Stefan	15:06.57	16 OCT 2011
Switzerland (SUI)	GOLD	Men's 50m Back	LANG Flori	24.46	16 OCT 2011
	BRONZE	Men's 200m Back	RÄUFTLIN Lukas	1:56.08	16 OCT 2011
Sweden (SWE)	GOLD	Women's 50m Free	ALSHAMMAR Therese	23.80	15 OCT 2011
		Women's 100m Free	SJÖSTRÖM Sarah	52.44	16 OCT 2011
		Women's 200m Free	SJÖSTRÖM Sarah	1:52.92	15 OCT 2011
		Women's 50m Breast	JOHANSSON Jennie	30.05	16 OCT 2011
		Women's 100m Breast	JOHANSSON Jennie	1:05.27	15 OCT 2011
		Women's 50m Fly	ALSHAMMAR Therese	25.23	16 OCT 2011
		Women's 100m Fly	ALSHAMMAR Therese	55.99	15 OCT 2011
		Men's 50m Free	NYSTRAND Stefan	21.70	16 OCT 2011
		Men's 100m Free	NYSTRAND Stefan	47.08	15 OCT 2011
	SILVER	Women's 400m Free	SJÖSTRÖM Sarah	4:03.60	16 OCT 2011
		Women's 200m Breast	HÖSTMAN Joline	2:22.47	16 OCT 2011
	BRONZE	Women's 800m Free	FAGUNDEZ Gabriella	8:37.69	15 OCT 2011
		Women's 100m Back	COLEMAN Michelle	59.95	16 OCT 2011
		Women's 100m Fly	SJÖSTRÖM Sarah	56.95	15 OCT 2011

Timing & Data Handling by OMEGA

Nation	Medal	Event	Name	Time	Date
		Women's 200m Fly	GRANSTRÖM Martina	2:05.59	16 OCT 2011
		Men's 50m Free	STYMNE Petter	21.82	16 OCT 2011
		Men's 100m Back	CARLSSON Mattias	54.46	15 OCT 2011
		Men's 50m Fly	FRÖLANDER Lars	23.76	15 OCT 2011
United States (USA)	GOLD	Men's 100m Fly	MCGILL Tyler	51.04	16 OCT 2011
	SILVER	Men's 50m Fly	MCGILL Tyler	23.58	15 OCT 2011
	BRONZE	Men's 100m IM	MCGILL Tyler	54.38	15 OCT 2011

Timing & Data Handling by OMEGA

Medal Standings

Classement des médailles

AFTER 34 OF 34 EVENTS

As of 16 OCT 2011

Rank	NOC	Men				Women				Total				Rank by Total
		G	S	B	Tot	G	S	B	Tot	G	S	B	Tot	
1	SWE - Sweden	2		3	5	7	2	4	13	9	2	7	18	1
2	AUS - Australia	3		2	5	4	5		9	7	5	2	14	2
3	JPN - Japan	3	2	4	9		2	1	3	3	4	5	12	3
4	GER - Germany	2	1		3	1		2	3	3	1	2	6	=5
5	RSA - South Africa	2	4		6					2	4		6	=5
6	HUN - Hungary			1	1	2		1	3	2		2	4	=9
7	CAN - Canada		2		2	1	2		3	1	4		5	8
8	CHN - China					1	3		4	1	3		4	=9
9	NOR - Norway	1	2	2	5			2	2	1	2	4	7	4
10	KOR - Korea					1	2	3	6	1	2	3	6	=5
11	USA - United States	1	1	1	3					1	1	1	3	12
12	NZL - New Zealand	1	1		2					1	1		2	=13
13	FAR - Faroe Islands	1		1	2					1		1	2	=13
13	SUI - Switzerland	1		1	2					1		1	2	=13
15	SRB - Serbia		2		2						2		2	=13
16	CLB - Sweden Clubs		1		1			3	3		1	3	4	=9
17	BRA - Brazil		1	1	2						1	1	2	=13
17	GBR - Great Britain						1	1	2		1	1	2	=13
19	POL - Poland			1	1							1	1	19
	Total:	17	17	17	51	17	17	17	51	34	34	34	102	

LEGEND

G Gold S Silver B Bronze Tot Total '=' Equal sign indicates that two or more NOCs share the same rank by total

Timing & Data Handling by OMEGA

Overall Rankings by Points

Classement par points

Men

AFTER 34 OF 34 EVENTS

Rank	Name	NOC	Event	Phase	Time	Points
1	SANO Hidemasa	JPN	Men's 200m Butterfly	Final	1:51.33	941
2	TO Kenneth	AUS	Men's 100m Individual Medley	Final	52.02	929
3	LE CLOS Chad	RSA	Men's 200m Butterfly	Final	1:51.88	927
4	LE CLOS Chad	RSA	Men's 400m Individual Medley	Fastest	4:03.10	909
5	SETO Daiya	JPN	Men's 400m Individual Medley	Fastest	4:03.33	906
6	VERRASZTO David	HUN	Men's 400m Individual Medley	Fastest	4:03.45	905
7	TOMITA Naoya	JPN	Men's 200m Breaststroke	Final	2:05.13	896
8	KOCH Marco	GER	Men's 200m Breaststroke	Final	2:05.25	894
9	BIEDERMANN Paul	GER	Men's 200m Freestyle	Final	1:43.44	886
10	SETO Daiya	JPN	Men's 200m Individual Medley	Final	1:54.65	885
10	HUEGILL Geoff	AUS	Men's 50m Butterfly	Final	22.70	885
12	SANO Hidemasa	JPN	Men's 200m Butterfly	Heats	1:53.70	883
13	LE CLOS Chad	RSA	Men's 200m Individual Medley	Final	1:54.93	878
13	KORZENIOWSKI Pawel	POL	Men's 200m Butterfly	Final	1:53.93	878
15	LE CLOS Chad	RSA	Men's 200m Freestyle	Final	1:43.80	877
16	SANO Hidemasa	JPN	Men's 200m Individual Medley	Final	1:55.01	876
17	OTSUKA Kazuki	JPN	Men's 200m Breaststroke	Final	2:06.36	870
18	NYSTRAND Stefan	SWE	Men's 100m Freestyle	Final	47.08	869
19	DALE OEN Alexander	NOR	Men's 100m Breaststroke	Final	58.30	867
20	JOENSEN Pal	FAR	Men's 1500m Freestyle	Fastest	14:52.00	865
21	BIEDERMANN Paul	GER	Men's 400m Freestyle	Final	3:43.45	863
22	SNYDERS Glenn	NZL	Men's 100m Breaststroke	Final	58.47	860
23	HAYDEN Brent	CAN	Men's 100m Freestyle	Final	47.27	859
24	TO Kenneth	AUS	Men's 100m Individual Medley	Heats	53.42	857
25	MCGILL Tyler	USA	Men's 100m Butterfly	Final	51.04	856
26	STJEPANOVIC Velimir	SRB	Men's 200m Butterfly	Final	1:55.03	853
27	LE CLOS Chad	RSA	Men's 100m Butterfly	Final	51.15	851
27	KOCH Marco	GER	Men's 200m Breaststroke	Heats	2:07.30	851
29	OTSUKA Kazuki	JPN	Men's 200m Breaststroke	Heats	2:07.44	848
30	SORAK Stefan	SRB	Men's 400m Freestyle	Final	3:45.09	844
30	CHANG Gyu Cheol	KOR	Men's 200m Butterfly	Final	1:55.45	844
32	SJÖDIN Simon	SWE	Men's 200m Butterfly	Final	1:55.48	843
33	HUEGILL Geoff	AUS	Men's 100m Butterfly	Final	51.36	841
34	JOENSEN Pal	FAR	Men's 400m Freestyle	Final	3:45.50	840
35	KOSAKA Yuma	JPN	Men's 100m Individual Medley	Final	53.80	839
36	SJÖDIN Simon	SWE	Men's 200m Individual Medley	Final	1:56.80	837
36	HORIHATA Yuya	JPN	Men's 400m Individual Medley	Fastest	4:09.83	837
38	SALATTA Lucas	BRA	Men's 200m Butterfly	Final	1:56.00	832
39	ZHANG Zhongchao	CHN	Men's 400m Freestyle	Final	3:46.38	830
39	TO Kenneth	AUS	Men's 100m Backstroke	Final	52.07	830
41	SNYDERS Glenn	NZL	Men's 100m Breaststroke	Heats	59.22	828
41	HORIHATA Yuya	JPN	Men's 200m Freestyle	Final	1:45.79	828
41	SJÖDIN Simon	SWE	Men's 200m Butterfly	Heats	1:56.19	828
44	SANO Hidemasa	JPN	Men's 100m Butterfly	Final	51.64	827
44	TOMITA Naoya	JPN	Men's 100m Breaststroke	Final	59.23	827
46	SNYDERS Glenn	NZL	Men's 50m Breaststroke	Heats	26.92	825
47	SORAK Stefan	SRB	Men's 1500m Freestyle	Fastest	15:06.57	824
48	STYMNE Petter	SWE	Men's 100m Freestyle	Heats	47.95	823
49	SNYDERS Glenn	NZL	Men's 200m Breaststroke	Final	2:08.81	822

Timing & Data Handling by OMEGA

Rank	Name	NOC	Event	Phase	Time	Points
49	ABOOD Matthew	AUS	Men's 100m Freestyle	Heats	47.96	822
51	KORZENIOWSKI Pawel	POL	Men's 200m Freestyle	Final	1:46.16	820
52	NYSTRAND Stefan	SWE	Men's 50m Freestyle	Final	21.70	818
53	BROWN Michael	CAN	Men's 200m Breaststroke	Final	2:09.11	816
53	KORZENIOWSKI Pawel	POL	Men's 200m Butterfly	Heats	1:56.72	816
55	BIEDERMANN Paul	GER	Men's 200m Freestyle	Heats	1:46.41	814
55	SNYDERS Glenn	NZL	Men's 50m Breaststroke	Final	27.04	814
57	MCGILL Tyler	USA	Men's 100m Individual Medley	Final	54.38	813
58	DALE OEN Alexander	NOR	Men's 50m Breaststroke	Final	27.06	812
58	ABOOD Matthew	AUS	Men's 100m Freestyle	Final	48.16	812
60	HAYDEN Brent	CAN	Men's 50m Freestyle	Final	21.76	811
61	TO Kenneth	AUS	Men's 200m Individual Medley	Final	1:58.07	810
62	SETO Daiya	JPN	Men's 200m Individual Medley	Heats	1:58.11	809
62	OTSUKA Kazuki	JPN	Men's 100m Breaststroke	Final	59.68	809
62	HUEGILL Geoff	AUS	Men's 50m Butterfly	Heats	23.39	809
65	KOSAKA Yuma	JPN	Men's 200m Individual Medley	Final	1:58.17	808
66	HAYDEN Brent	CAN	Men's 50m Freestyle	Heats	21.80	807
67	OLIVEIRA Marcos	BRA	Men's 1500m Freestyle	Fastest	15:13.19	806
67	JOHNSON Matthew	GBR	Men's 1500m Freestyle	Fastest	15:13.21	806
67	SUNTER Thomas	GBR	Men's 1500m Freestyle	Fastest	15:13.39	806
67	HETLAND Aleksander	NOR	Men's 100m Individual Medley	Final	54.53	806
67	SNYDERS Glenn	NZL	Men's 200m Breaststroke	Heats	2:09.64	806
67	SORAK Stefan	SRB	Men's 400m Freestyle	Heats	3:48.62	806
67	HETLAND Aleksander	NOR	Men's 50m Breaststroke	Final	27.13	806
74	STYMNE Petter	SWE	Men's 50m Freestyle	Final	21.82	805
74	LE CLOS Chad	RSA	Men's 200m Freestyle	Heats	1:46.78	805
74	HETLAND Aleksander	NOR	Men's 50m Breaststroke	Heats	27.14	805
77	TO Kenneth	AUS	Men's 200m Individual Medley	Heats	1:58.34	804
77	HUEGILL Geoff	AUS	Men's 100m Butterfly	Heats	52.13	804
77	BROWN Michael	CAN	Men's 100m Breaststroke	Final	59.80	804
77	STJEPANOVIC Velimir	SRB	Men's 200m Freestyle	Final	1:46.83	804

Overall Rankings by Points

Classement par points

Women

AFTER 34 OF 34 EVENTS

Rank	Name	NOC	Event	Phase	Time	Points
1	SJÖSTRÖM Sarah	SWE	Women's 200m Freestyle	Final	1:52.92	954
2	BAINBRIDGE Angie	AUS	Women's 200m Freestyle	Final	1:53.03	951
3	ALSHAMMAR Therese	SWE	Women's 100m Butterfly	Final	55.99	950
4	ALSHAMMAR Therese	SWE	Women's 50m Freestyle	Final	23.80	932
5	LU Ying	CHN	Women's 100m Butterfly	Final	56.44	927
6	GONG Jie	CHN	Women's 200m Butterfly	Final	2:03.91	926
7	MORNINGSTAR Erica	CAN	Women's 200m Individual Medley	Final	2:07.90	924
8	MICHALAK Theresa	GER	Women's 100m Individual Medley	Final	59.30	923
9	SJÖSTRÖM Sarah	SWE	Women's 100m Freestyle	Final	52.44	920
10	MORNINGSTAR Erica	CAN	Women's 100m Individual Medley	Final	59.39	918
10	CHOI Hye Ra	KOR	Women's 200m Butterfly	Final	2:04.24	918
12	KATO Izumi	JPN	Women's 200m Individual Medley	Final	2:08.46	912
13	JAKABOS Zsuzsanna	HUN	Women's 400m Individual Medley	Fastest	4:29.65	907
14	VERRASZTO Evelyn	HUN	Women's 800m Freestyle	Fastest	8:20.78	905
15	BAINBRIDGE Angie	AUS	Women's 400m Freestyle	Final	4:03.02	903
15	HOCKING Belinda	AUS	Women's 200m Backstroke	Heats	2:04.31	903
15	SJÖSTRÖM Sarah	SWE	Women's 100m Butterfly	Final	56.95	903
15	FAULKNER Eleanor	GBR	Women's 800m Freestyle	Fastest	8:21.19	903
19	ALSHAMMAR Therese	SWE	Women's 50m Butterfly	Final	25.23	902
20	BAINBRIDGE Angie	AUS	Women's 200m Freestyle	Heats	1:55.18	899
21	GOH Rachel	AUS	Women's 50m Backstroke	Final	26.63	898
22	SJÖSTRÖM Sarah	SWE	Women's 400m Freestyle	Final	4:03.60	896
23	CHOI Hye Ra	KOR	Women's 200m Individual Medley	Final	2:09.39	893
23	SCHREIBER Daniela	GER	Women's 200m Freestyle	Final	1:55.44	893
25	ALSHAMMAR Therese	SWE	Women's 100m Butterfly	Heats	57.18	892
26	FAULKNER Eleanor	GBR	Women's 400m Freestyle	Final	4:04.13	891
26	KATO Izumi	JPN	Women's 400m Individual Medley	Fastest	4:31.27	891
28	MICHALAK Theresa	GER	Women's 100m Individual Medley	Heats	1:00.04	889
28	GRANSTRÖM Martina	SWE	Women's 200m Butterfly	Final	2:05.59	889
28	MICHALAK Theresa	GER	Women's 200m Individual Medley	Final	2:09.55	889
31	BAINBRIDGE Angie	AUS	Women's 100m Freestyle	Final	53.07	888
32	KIM Seo Yeong	KOR	Women's 200m Individual Medley	Final	2:09.64	887
33	JOHANSSON Jennie	SWE	Women's 100m Breaststroke	Final	1:05.27	886
34	GOH Rachel	AUS	Women's 100m Backstroke	Final	57.55	883
35	LU Ying	CHN	Women's 50m Butterfly	Final	25.42	882
35	ALSHAMMAR Therese	SWE	Women's 50m Freestyle	Heats	24.24	882
37	JOHANSSON Jennie	SWE	Women's 50m Breaststroke	Final	30.05	880
38	SCHREIBER Daniela	GER	Women's 100m Freestyle	Final	53.26	878
39	HOCKING Belinda	AUS	Women's 100m Backstroke	Final	57.78	873
40	HOCKING Belinda	AUS	Women's 200m Backstroke	Final	2:05.76	872
40	MORNINGSTAR Erica	CAN	Women's 200m Individual Medley	Heats	2:10.41	872
40	JAKABOS Zsuzsanna	HUN	Women's 200m Freestyle	Final	1:56.34	872
43	SUN Ye	CHN	Women's 100m Breaststroke	Final	1:05.65	871
44	SJÖSTRÖM Sarah	SWE	Women's 100m Freestyle	Heats	53.43	870
45	KATO Izumi	JPN	Women's 200m Individual Medley	Heats	2:10.53	869
46	SJÖSTRÖM Sarah	SWE	Women's 200m Freestyle	Heats	1:56.55	867
47	GOH Rachel	AUS	Women's 50m Backstroke	Heats	27.03	859
48	VERRASZTO Evelyn	HUN	Women's 200m Individual Medley	Heats	2:11.11	858
49	MORNINGSTAR Erica	CAN	Women's 100m Individual Medley	Heats	1:00.84	854

Timing & Data Handling by OMEGA

Rank	Name	NOC	Event	Phase	Time	Points
49	HOCKING Belinda	AUS	Women's 50m Backstroke	Final	27.08	854
49	TURNER Rebecca	GBR	Women's 200m Freestyle	Final	1:57.13	854
52	JOHANSSON Jennie	SWE	Women's 100m Breaststroke	Heats	1:06.09	853
53	MARKO VARGA Ida	SWE	Women's 200m Freestyle	Final	1:57.23	852
54	VERRASZTO Evelyn	HUN	Women's 200m Individual Medley	Final	2:11.46	851
55	KIM Hye Jin	KOR	Women's 100m Breaststroke	Final	1:06.18	850
56	ALSHAMMAR Therese	SWE	Women's 50m Butterfly	Heats	25.74	849
56	MARKO VARGA Ida	SWE	Women's 200m Butterfly	Final	2:07.54	849
58	VERRASZTO Evelyn	HUN	Women's 400m Individual Medley	Fastest	4:35.70	848
59	BAINBRIDGE Angie	AUS	Women's 50m Freestyle	Final	24.57	847
59	MICHALAK Theresa	GER	Women's 200m Individual Medley	Heats	2:11.67	847
61	GRANLUND Petra	SWE	Women's 200m Freestyle	Final	1:57.51	846
62	LU Ying	CHN	Women's 50m Butterfly	Heats	25.80	843
62	KIM Hye Jin	KOR	Women's 200m Breaststroke	Final	2:22.41	843
62	LU Ying	CHN	Women's 100m Butterfly	Heats	58.26	843
65	HÖSTMAN Joline	SWE	Women's 200m Breaststroke	Final	2:22.47	842
65	BAINBRIDGE Angie	AUS	Women's 100m Freestyle	Heats	54.01	842
67	SNILDAL Ingvild	NOR	Women's 100m Butterfly	Final	58.31	841
68	JEONG Darae	KOR	Women's 200m Breaststroke	Final	2:22.59	840
68	GOH Rachel	AUS	Women's 100m Backstroke	Heats	58.53	840
68	WATANABE Kanako	JPN	Women's 100m Breaststroke	Final	1:06.44	840
71	CHOI Hye Ra	KOR	Women's 200m Individual Medley	Heats	2:12.09	839
71	HOCKING Belinda	AUS	Women's 50m Backstroke	Heats	27.24	839
71	SJÖSTRÖM Sarah	SWE	Women's 100m Butterfly	Heats	58.35	839
74	KIM Seo Yeong	KOR	Women's 200m Individual Medley	Heats	2:12.14	838
75	JAKABOS Zsuzsanna	HUN	Women's 200m Butterfly	Final	2:08.13	837
75	FOSTER Sally	AUS	Women's 100m Breaststroke	Final	1:06.52	837
75	FAGUNDEZ Gabriella	SWE	Women's 200m Freestyle	Final	1:57.96	837
78	MORNINGSTAR Erica	CAN	Women's 100m Freestyle	Final	54.13	836
78	GRANSTRÖM Martina	SWE	Women's 100m Butterfly	Final	58.43	836
80	WATANABE Kanako	JPN	Women's 100m Individual Medley	Final	1:01.30	835

Timing & Data Handling by OMEGA

Multi-Medallists at these Games

As of 16 OCT 2011

Multi-médailleurs de natation pendant ces Jeux

AFTER 34 OF 34 EVENTS

Rank	Name	NOC Code	Event	Medal	Total No of Medals
1	ALSHAMMAR Therese	SWE	Women's 100m Butterfly Women's 50m Freestyle Women's 50m Butterfly	GOLD GOLD GOLD	3
2	LE CLOS Chad	RSA	Men's 400m Individual Medley Men's 200m Backstroke Men's 200m Butterfly Men's 200m Freestyle Men's 100m Butterfly Men's 200m Individual Medley	GOLD GOLD SILVER SILVER SILVER SILVER	6
3	SJÖSTRÖM Sarah	SWE	Women's 200m Freestyle Women's 100m Freestyle Women's 400m Freestyle Women's 100m Butterfly	GOLD GOLD SILVER BRONZE	4
4	BIEDERMANN Paul	GER	Men's 400m Freestyle Men's 200m Freestyle	GOLD GOLD	2
4	GOH Rachel	AUS	Women's 50m Backstroke Women's 100m Backstroke	GOLD GOLD	2
4	JOHANSSON Jennie	SWE	Women's 100m Breaststroke Women's 50m Breaststroke	GOLD GOLD	2
4	NYSTRAND Stefan	SWE	Men's 100m Freestyle Men's 50m Freestyle	GOLD GOLD	2
4	TO Kenneth	AUS	Men's 100m Backstroke Men's 100m Individual Medley	GOLD GOLD	2
9	BAINBRIDGE Angie	AUS	Women's 400m Freestyle Women's 200m Freestyle Women's 50m Freestyle Women's 100m Freestyle	GOLD SILVER SILVER SILVER	4
10	HOCKING Belinda	AUS	Women's 200m Backstroke Women's 50m Backstroke Women's 100m Backstroke	GOLD SILVER SILVER	3
11	KIM Hye Jin	KOR	Women's 200m Breaststroke Women's 50m Breaststroke Women's 100m Breaststroke	GOLD SILVER BRONZE	3
11	MCGILL Tyler	USA	Men's 100m Butterfly Men's 50m Butterfly Men's 100m Individual Medley	GOLD SILVER BRONZE	3
13	MORNINGSTAR Erica	CAN	Women's 200m Individual Medley Women's 100m Individual Medley	GOLD SILVER	2

Timing & Data Handling by OMEGA

Rank	Name	NOC Code	Event	Medal	Total No of Medals
13	DALE OEN Alexander	NOR	Men's 100m Breaststroke Men's 50m Breaststroke	GOLD SILVER	2
13	SETO Daiya	JPN	Men's 200m Individual Medley Men's 400m Individual Medley	GOLD SILVER	2
13	SNYDERS Glenn	NZL	Men's 50m Breaststroke Men's 100m Breaststroke	GOLD SILVER	2
17	HUEGILL Geoff	AUS	Men's 50m Butterfly Men's 100m Butterfly	GOLD BRONZE	2
17	JOENSEN Pal	FAR	Men's 1500m Freestyle Men's 400m Freestyle	GOLD BRONZE	2
17	SANO Hidemasa	JPN	Men's 200m Butterfly Men's 200m Individual Medley	GOLD BRONZE	2
17	TOMITA Naoya	JPN	Men's 200m Breaststroke Men's 100m Breaststroke	GOLD BRONZE	2
17	VERRASZTO Evelyn	HUN	Women's 800m Freestyle Women's 400m Individual Medley	GOLD BRONZE	2
22	HAYDEN Brent	CAN	Men's 100m Freestyle Men's 50m Freestyle	SILVER SILVER	2
22	KATO Izumi	JPN	Women's 200m Individual Medley Women's 400m Individual Medley	SILVER SILVER	2
22	LU Ying	CHN	Women's 100m Butterfly Women's 50m Butterfly	SILVER SILVER	2
22	SORAK Stefan	SRB	Men's 400m Freestyle Men's 1500m Freestyle	SILVER SILVER	2
26	CHOI Hye Ra	KOR	Women's 200m Butterfly Women's 200m Individual Medley	SILVER BRONZE	2
26	FAULKNER Eleanor	GBR	Women's 800m Freestyle Women's 400m Freestyle	SILVER BRONZE	2
26	SOLLI Lavrans	NOR	Men's 100m Backstroke Men's 50m Backstroke	SILVER BRONZE	2
29	SCHREIBER Daniela	GER	Women's 200m Freestyle Women's 100m Freestyle	BRONZE BRONZE	2

Timing & Data Handling by OMEGA